

## LESSON 3

## GOD'S WORD IS A LAMP TO MY FEET

## LESSON AT A GLANCE

**WONDER TRUTH:** God Gives Us the Bible to Know Who He Is

**SCRIPTURE:** Psalm 119

**GOD'S BIG STORY:** The writer of Psalm 119 tells how wonderful it is to follow God's ways. His Word is like a light that guides us and shows us what God is like so we can know Him better!

**WORD OF WONDER:** You created the deepest parts of my being. You put me together inside my mother's body. How you made me is amazing and wonderful. I praise you for that. What you have done is wonderful. I know that very well. —Psalm 139:13–14

- Welcome Question: What do you do when you want to learn something new?
- Curiosity Questions
- Word of Wonder Activity
- God's Big Story
- Connecting the Wonder Truth
- In Awe of God's Wonder
- Discussion Questions for Elementary Kids and Preteens
- Small Group Prayer Time
- LARGE GROUP
- Elementary Responding in Worship: Bible Journals
- Preteen Responding in Worship: The A-B-Cs of G-O-D
- Blessing Your Kids



### INVITATION

We invite you to pause, listen, and shift your gaze toward the Father ...

### LESSON AT A GLANCE

**WONDER TRUTH:** God Gives Us the Bible to Know Who He Is

**SCRIPTURE:** Psalm 119

**WORD OF WONDER:** Psalm 139:13–14

Only recently, walking became a priority to my family. Because of our schedules, most family walks happen in the evening around dusk. Quickly, I realized that without a light, not only were we vulnerable to cars, but we would stub our toes on the uneven gaps of the ground. I had to find the perfect flashlight: not too heavy, not a battery hog, not blinding.

In Psalm 119:105, the psalmist compares God’s speech to a light, which illumines a path. God speaks through Scripture, and God is able to reveal a way forward.

Yet in the metaphor, God’s words are not themselves the path. We expect Scripture to contain directions and answers, but the analogy is slightly different. Scripture helps us but not by solving all our difficulties or always telling us precisely what to do. Scripture is more like the flashlight you carry. It provides illumination that you may see. And, with God’s help, you may walk boldly through the otherwise shadowy world.

I invite you to set aside time to read from Psalm 119 as you prepare to teach. Perhaps you could light a candle to represent the light of God’s Word. As you read verses 97–105 to yourself, expect God to show you something new. What paths has God set before you? How is God preparing you?

—Jason Hitchcock

Theology Editor and Ministry Volunteer

Contributor to Wonder Ink

**DID YOU KNOW?**

**FOUNDATION BUILDING BLOCKS**

**WHO?**

We don't know the author of Psalm 119, but he was clearly an Israelite who loved God's Word and took joy in obeying it. Some think the author was a priest who used the psalm to help show others how to walk in God's way.

**WHAT?**

Psalm 119 has 176 verses and is the longest chapter in the book of Psalms and in the entire Bible. It's an acrostic poem that uses the whole Hebrew alphabet to tell about the wonder of God's Word. The Law of God was the author's highest joy!

**WHERE?**

Some believe Psalm 119 was written in Israel after the exile—when God's people returned to the land of Israel and became more committed to following Him and His way. This psalm encourages God's people to rejoice in His good Word.

**WHEN?**

The Psalms were written over hundreds of years—from the time of Moses to after the exile from Babylon. People believe this psalm was likely written after God's people returned to Israel from exile, starting in 538 BC.

**CONNECTING TO GOD'S BIG STORY:**

In Psalm 119, the psalmist compares God's Word to a lamp that shows the way. Many years later, John described Jesus as "the Word" who was "the light for all people" (John 1:1, 4). Jesus is the living Word of God and the "light of the world" (John 8:12).

#### Small Group

Spark curiosity and get kids thinking about the wonder of God.

#### LESSON AT A GLANCE

**WONDER TRUTH:** God Gives Us the Bible to Know Who He Is

**SCRIPTURE:** Psalm 119

**WORD OF WONDER:** Psalm 139:13–14

#### Pre-Service Connection (15–20 min)

**RESOURCES:** whiteboard, poster paper, or butcher paper, writing utensils, board games or games

[Games & Activities Guide](#)

Small group leaders should be seated in place in their small groups 20 minutes prior to service time. Have activities ready to keep children occupied and engaged WITH you. This time is important to build relationships, welcome new kids, and keep structure in the room - you should be an active participant with them! Learn the kids names, and make sure they all know yours too!

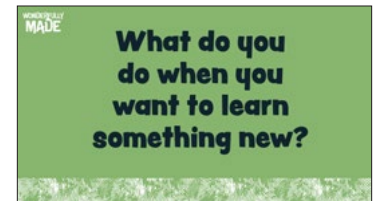
#### As kids arrive ...

Warmly welcome new friends, and introduce them to your group.

Use the Welcome Question and the following "I'm Curious" questions to engage kids. Say "I'm curious.." before each question and give kids an chance to think before answering each one. After each question, consider having kids share their ideas with a neighbor before you call on one or two of them to share with the group.

Consider having a whiteboard or poster for kids to write or draw answers to any of the questions:

- How can we learn about God when we can't see Him?
- What makes the Bible different from other books?



#### Small Group Begins

After the Opening Activity or game, Large Group Leader will begin small group time by reading the Welcome Question aloud and inviting everyone to open their Bibles and begin.

## Word of Wonder Activity

### WORD OF WONDER

You created the deepest parts of my being. You put me together inside my mother's body. How you made me is amazing and wonderful. I praise you for that. What you have done is wonderful. I know that very well.


— Psalm 139:13–14 (NirV)

**SUPPLIES:** Bibles (1 per kid), scissors (prep only), paper clips or resealable baggies (1 per small group), magnifying glasses (1 per small group)

**Wonder Ink RESOURCES:** [Word of Wonder Sheet NirV](#) (1 per 4 small groups)

Ahead of time, print enough copies of the Word of Wonder Sheet NIV or NirV for each small group to have a set of verse slips. (There are four sets per page.) Then cut out the strips and use paper clips or resealable baggies to keep each set separate.

**Our Word of Wonder for the Wonderfully Made series comes from Psalm 139. Let's say the verse together.** Open your Bible to Psalm 139:13–14. Read Psalm 139:13–14 several times together.



**When we examine, or look closely, at God's Word, we learn more about God and His great plan for His creation. God's Word is a lamp to our feet! We're going to examine God's Word in the Bible today using a magnifying glass.** Set out a magnifying glass and the paper slips from the Word of Wonder Sheet. Invite kids to take turns using the magnifying glass to put the slips in verse order. If there are pre-readers in your group, read each section of the verse aloud for them (using the magnifying glass!).

## God's Big Story

**SUPPLIES:** Bibles (1 per kid)

Explain that today's story comes straight from the Bible, God's Holy Word, and can be found in the book of Psalms. Psalm 119 is an acrostic poem that uses all the letters of the Hebrew alphabet. Kids can find Psalm 119 by opening to the middle of the Bible.

**Let's start by reading part of God's big story directly from the Bible. Afterward, we'll watch and experience more of the story!**

Read Psalm 119:97–105 aloud as kids follow along.

## Elementary Questions

- **What does the author of Psalm 119 say that he loves?** (Possible answers: God's Word, the Bible, God's Law.)
- **What type of food does the writer of Psalm 119 say God's Word is like?** (a sweet, delicious treat like honey)
- **God's Word is described as a lamp. What does a lamp or light do?**
- **How is God's Word like a light or lamp for us?** (Possible answers: It shows us God's good way; it guides us; it helps us know what God is like.)
- **How can God's commands or laws help us?**
- **What is something you've learned about God from the Bible?**

God loves us so much that He gave us His Word, the Bible. He wants to help us in all the areas of our lives, and He gave us the Bible so we could know Him. Let's talk with God in prayer now.

**Make It Inclusive:** Open-ended questions can be difficult for some kids to answer. Consider modifying the questions into yes/no format or offering two answer choices for each. For example, ask: "Which does the author of Psalm 119 say he loves: God's Word or a good, long nap?"

## Preteen Questions

- **What does the author of Psalm 119 say that he loves?** (Possible answers: God's Word, the Bible, God's Law.)
- **What two things does the writer of Psalm 119 compare God's Word to?** (a sweet, delicious treat like honey and a lamp/light)
- **The writer of Psalm 119 says that knowing God's Word and doing what it says makes us wise. What do you think it means to be wise?** (Possible answer: To be wise is to have knowledge and understanding from God that helps us make good decisions.)
- **How might learning God's Word make us wise?**
- **How is God's Word like a lamp?** (Possible answers: It shows us God's good way; it guides us; it helps us know what God is like.)
- **What is something you've learned about God from the Bible?**

When we understand God's instructions, we understand what's important to Him and how much He loves each of us. Let's talk with God in prayer now.

## Small Group Prayer Time

Invite kids into a time of prayer and encourage them to share prayer requests. Ask for a volunteer to lead a prayer to thank God for giving us the Bible so we can know Him. Other volunteers can pray for the requests kids shared during this group time.

## Elementary Responding in Worship: Bible Journals


**SUPPLIES:** Bibles (1 per kid), scissors (prep only), stapler (prep only), writing utensils, coloring utensils, whiteboard, dry-erase marker

**Wonder Ink RESOURCES:** [Bible Journal \(1 per kid\)](#), [Wonderfully Made Elementary Spotify playlist](#)

Ahead of time, print a Bible Journal for each kid. Cut and staple each journal.

**Today we learned that God gives us the Bible to know who He is. The writer of Psalm 119 explains many reasons that God’s Word is wonderful. Does anyone remember any of the reasons he gives?** Allow kids to respond.

**The psalmist states that God’s Word is like a lamp that shows us the way and guides us. Reading and listening to the Bible gives us an opportunity to hear from God and for the Holy Spirit, God’s presence with us, to teach us more about what God is like.**



**Let’s spend some time now reading the Bible and reflecting on God’s good Word!** Give a prepared Bible Journal to each kid and set out writing and coloring utensils. Invite kids to write their names on the front cover of their journals. Then have everyone turn to the next page and write today’s date. (Write the date on the whiteboard for kids to copy.) Next, read the instructions slowly as the kids follow along: **Read Psalm 119:97. As you read the verse, what did you imagine? Draw a picture of it or write about it.** Invite kids to turn in their Bibles to Psalm 119:97 and read the verse together. Give them time to draw a picture of the verse or write what they imagine as they read it. Quietly play music from the [Wonderfully Made Elementary Spotify playlist](#) as kids respond.

If time allows, kids can look at the other pages and continue working in their journals.

**You did a wonderful job reflecting on God’s Word! My prayer for each of you is that as you spend time reading the Bible, you’ll experience joy as you get to know who God is. This journal is meant to help you as you read God’s Word. Each day that you read your Bible, use one of the pages in this journal to help you reflect. You may write the date and then read a Bible verse. Then, write or draw what God is teaching you. I encourage you to dive into the pages of the Bible and discover who God is.**

Send kids home with their Bible Journals and encourage them to show their journals to their families at pick-up time.

**Make It Inclusive:** If kids in your ministry are new to faith or live in unchurched households, this is a great opportunity to send them home with a Bible of their own!

## Preteen Responding in Worship: The A-B-Cs of G-O-D

**SUPPLIES:** Bibles (1 per kid), butcher paper or whiteboard, markers or dry-erase markers, table (optional), masking or painter's tape (optional)

**Wonder Ink RESOURCES:** [Bible References Sheet](#) (1 per kid)

Ahead of time, print a copy of the Bible References Sheet for each kid. Also, write the 26 letters of the alphabet in a vertical line along the left side of a long sheet of butcher paper or a whiteboard, like this:

A  
B  
C  
D  
E  
...

The A-B-Cs of G-O-D Helpful Bible Verses			
A: Genesis 17:1	N: Psalm 145:18		
B: Psalm 127:1	O: Psalm 139:7		
C: Psalm 103:8	P: Psalm 121:7		
D: Psalm 18:2	Q: Nehemiah 9:17		
E: Deuteronomy 33:27	R: Psalm 145:17		
F: Psalm 145:13	S: Psalm 23:1		
G: Psalm 107:1	T: Psalm 33:4		
H: Isaiah 6:3	U: Malachi 3:6		
I: Psalm 147:5	V: 1 Corinthians 15:57		
J: Deuteronomy 32:4	W: Romans 16:27		
K: Luke 6:35	X: Psalm 145:3		
L: Psalm 103:8	Y: Isaiah 42:8		
M: Luke 1:50	Z: Isaiah 9:7		

If using a whiteboard, write the letters where kids can reach them. If using butcher paper, lay it on a long table or the floor where it's easy for kids to write on.

**Today we learned that God gives us the Bible to know who He is. The writer of Psalm 119 explains many reasons that God's Word is wonderful. We read nine verses today, but Psalm 119 is actually 176 verses long! The writer of this psalm made an acrostic poem, starting each section of this poem with a different letter of the Hebrew alphabet. He used the whole Hebrew alphabet, and in doing so shows that God's Word is for every area of our lives.**

**Let's spend time working together to write an original acrostic poem about God. Our goal is to look in the Bible for one word or phrase to describe God that starts with every letter of the alphabet!** Give each kid a copy of the Bible References Sheet and a Bible. If needed, give kids a quick tutorial on how to look up verses in the Bible. Show them how to use the Table of Contents to look up books and then how to use the large chapter numbers and the small verse numbers to find specific verses. Encourage them to work together, likely in groups of 2-3, to find descriptions of God in the Bible that start with each of the 26 letters. As kids discover words or phrases that describe God, they can add them to the acrostic poem on the butcher paper or whiteboard. They can include exact words and phrases from the Bible as well as ideas about God that the Bible tells us about, even if the Bible doesn't use those exact words. The Bible References Sheet provides a verse reference to help kids find a description of God for every letter of the alphabet. They can use those references or look up other verses.

Below are descriptions of God for every letter of the alphabet and a corresponding reference. Let kids take the lead on filling in the letters of the poem but share ideas when they need them!

A: almighty (Genesis 17:1); B: builder (Psalm 127:1); C: compassionate (Psalm 103:8); D: defender (Psalm 18:2); E: everlasting/eternal (Deuteronomy 33:27); F: faithful (Psalm 145:13); G: good (Psalm 107:1); H: holy (Isaiah 6:3); I: infinite (Psalm 147:5); J: just (Deuteronomy 32:4); K: kind (Luke 6:35); L: loving (Psalm 103:8); M: merciful (Luke 1:50); N: near (Psalm 145:18); O: omnipresent (Psalm 145:18) (To be omnipresent is to be everywhere); P: protector (Psalm 121:7); Q: quick to forgive (Nehemiah 9:17); R: righteous (Psalm 145:17); S: shepherd (Psalm 23:1); T: trustworthy/true (Psalm 33:4); U: unchanging (Malachi 3:6); V: victorious (1 Corinthians 15:57); W: wise (Romans 16:27); X: eXcellent/eXalted (Psalm 145:3); Y: Yahweh (Isaiah 42:8); Z: Zealous (Isaiah 9:7) (To be zealous is to be full of passion and power)

**Leader Tip:** The Bible doesn't include many "Y" words to describe God! One solution is for kids to include Yahweh in their acrostic poem. Explain that the word *LORD* is the English translation of the Hebrew word *YHWH*, commonly spelled out as "Yahweh." It appears in the Bible over 6,800 times and is the unique name of our One true God—He is the One who is!

When the acrostic poem is complete (or when your time is nearly up), invite kids to read it aloud as a psalm of praise. Have them take turns reading the words and phrases in order, pausing after every three to say, "God is" together. For example: "God is almighty, builder, compassionate. God is defender, eternal, faithful ..."

If the poem is on the whiteboard, snap a picture of it before it gets erased! If it's on butcher paper, tape it to the wall as a reminder that God gives us the Bible to know who He is.

**Make It Inclusive:** Pair kids who are still growing in their reading confidence with those who enjoy reading and are comfortable finding verses in the Bible. Remember, kids who find reading challenging often bring great creativity and fresh ideas to activities like acrostic poems!