

LESSON 3

GOD'S WORD IS A LAMP TO MY FEET

LESSON AT A GLANCE

WONDER TRUTH: God Gives Us the Bible to Know Who He Is

SCRIPTURE: Psalm 119

GOD'S BIG STORY: The writer of Psalm 119 tells how wonderful it is to follow God's ways. His Word is like a light that guides us and shows us what God is like so we can know Him better!

WORD OF WONDER: You created the deepest parts of my being. You put me together inside my mother's body. How you made me is amazing and wonderful. I praise you for that. What you have done is wonderful. I know that very well. —Psalm 139:13–14

- PRESERVICE
 - OPTION 1 Multisensory Activity: Hidden Treasure
 - OPTION 2 Interactive Game: Shine the Light on Me
- Welcome Question: What do you do when you want to learn something new?
- Curiosity Questions
- Declaring God's Wonder
- Prayer of Invitation
- Worship: All of Me, This Little Light
- God's Big Story
- Connecting the Wonder Truth
- In Awe of God's Wonder
- Responding in Worship: Reckless Love
- Blessing Your Kids



INVITATION

We invite you to pause, listen, and shift your gaze toward the Father ...

LESSON AT A GLANCE

WONDER TRUTH: God Gives Us the Bible to Know Who He Is

SCRIPTURE: Psalm 119

WORD OF WONDER: Psalm 139:13–14

Only recently, walking became a priority to my family. Because of our schedules, most family walks happen in the evening around dusk. Quickly, I realized that without a light, not only were we vulnerable to cars, but we would stub our toes on the uneven gaps of the ground. I had to find the perfect flashlight: not too heavy, not a battery hog, not blinding.

In Psalm 119:105, the psalmist compares God’s speech to a light, which illumines a path. God speaks through Scripture, and God is able to reveal a way forward.

Yet in the metaphor, God’s words are not themselves the path. We expect Scripture to contain directions and answers, but the analogy is slightly different. Scripture helps us but not by solving all our difficulties or always telling us precisely what to do. Scripture is more like the flashlight you carry. It provides illumination that you may see. And, with God’s help, you may walk boldly through the otherwise shadowy world.

I invite you to set aside time to read from Psalm 119 as you prepare to teach. Perhaps you could light a candle to represent the light of God’s Word. As you read verses 97–105 to yourself, expect God to show you something new. What paths has God set before you? How is God preparing you?

—Jason Hitchcock

Theology Editor and Ministry Volunteer

Contributor to Wonder Ink

DID YOU KNOW?

FOUNDATION BUILDING BLOCKS

WHO?

We don't know the author of Psalm 119, but he was clearly an Israelite who loved God's Word and took joy in obeying it. Some think the author was a priest who used the psalm to help show others how to walk in God's way.

WHAT?

Psalm 119 has 176 verses and is the longest chapter in the book of Psalms and in the entire Bible. It's an acrostic poem that uses the whole Hebrew alphabet to tell about the wonder of God's Word. The Law of God was the author's highest joy!

WHERE?

Some believe Psalm 119 was written in Israel after the exile—when God's people returned to the land of Israel and became more committed to following Him and His way. This psalm encourages God's people to rejoice in His good Word.

WHEN?

The Psalms were written over hundreds of years—from the time of Moses to after the exile from Babylon. People believe this psalm was likely written after God's people returned to Israel from exile, starting in 538 BC.

CONNECTING TO GOD'S BIG STORY:

In Psalm 119, the psalmist compares God's Word to a lamp that shows the way. Many years later, John described Jesus as "the Word" who was "the light for all people" (John 1:1, 4). Jesus is the living Word of God and the "light of the world" (John 8:12).



LESSON 3 ELEMENTARY & PRETEEN

Large Group

Spark curiosity and get kids thinking about the wonder of God.

LESSON AT A GLANCE

WONDER TRUTH: God Gives Us the Bible to Know Who He Is

SCRIPTURE: Psalm 119

WORD OF WONDER: Psalm 139:13-14

As kids arrive...

20 minutes before service begins, leaders are in place ready to welcome kids.

Display series theme loop. Play high-energy music in the background.

LG Leader walks around the room on mic and greets kids by name as they enter the room. Be intentional about introducing yourself to new parents and kids.

SLIDE: SERIES THEME LOOP

VIDEO: COUNTDOWN (2min OR 30sec) Start a countdown to begin game 10 minutes prior to service start)

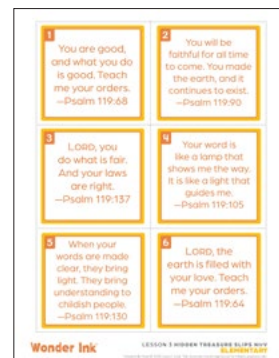
OPTION 1 Multisensory Activity: Hidden Treasure

SUPPLIES: scissors (prep only), flashlights (1 per 3-4 kids plus several), night-lights or small lamps (optional)

Wonder Ink RESOURCES: Hidden Treasure Slips NIV (1 per 12-16 kids) **By Request

Ahead of time, print a copy of the Hidden Treasure Slips NIV or NIV for every 12-16 kids. Cut apart the slips and fold each one. Hide the slips throughout the room where kids will be able to find them. In this activity, kids will use light from flashlights to search for the hidden slips. The room will need to be dimly lit but not so dark that it could be scary for kids. If needed, use night-lights or small lamps to achieve the ideal level of dimness.

Display the Hidden Treasures Slide and gather the kids. Help kids form groups of 3-4 and give one flashlight to each group. Also give flashlights to the leaders, including yourself. Today we're going to look for hidden treasure! There's only one catch: We'll have to search in the dark! To make everyone's search easier, I've given each group a flashlight. When I say, "Go," you'll use your flashlight to find the hidden slips of paper around the room. Each slip of paper has a number on it, and you'll want to make sure that your three slips have different numbers on them.



On each slip is a treasure from God’s Word! So, once you’ve found three different slips, you’ll read them together using the flashlight to see! Once everyone has discovered and read their three slips, you’ll have a chance to share your treasure with the whole group!

Turn the lights low (make sure that exits are lit and the room isn’t pitch black) and then say, “Go!” Invite leaders to help any groups that need help finding three slips and then reading them.

Once all the groups have found and read three slips, turn the lights back on and invite each group to read their favorite treasure (Bible verse slip) to the group.

It wasn’t easy finding your treasure in the dark, was it? However, when you shined your flashlight on the treasure, you were able to see and read treasures from the Bible. Did you notice anything similar about all the verses on the treasure slips? Invite responses. **All the verses came from Psalm 119! Display the Lamp Wonder Truth Slide. Today we’re going to explore more of Psalm 119 as we learn that God’s Word is like a flashlight that shows us what God is like. Today’s Wonder Truth is **GOD GIVES US THE BIBLE TO KNOW WHO HE IS.****



Make It Inclusive: If a child in your ministry is blind or has low vision, invite them to serve as the Director of Treasure—the person each group brings their slips to. Once all groups have found three slips and turned them in, the Director can mix up the slips and give three back to each group.

OPTION 2 Interactive Game: Shine the Light on Me

SUPPLIES: flashlight

Wonder Ink RESOURCES: Question Sheet ****By Request**, Shine the Light on Me Slide, Lamp Wonder Truth Slide

Display the Shine the Light on Me Slide and gather the kids. **Today we’re going to get to know more about each other by playing a game called Shine the Light on Me! I’m going to turn the lights off (or low), and one person will have a flashlight that’s turned off. Everyone else will carefully move around the open space in slow motion until the flashlight holder turns the flashlight on and shouts, “Freeze!” At that point, everyone will freeze right where they are. The flashlight holder will shine the light over the room, and stop on the first person that the light shines on (make sure to not shine the flashlight into each other’s eyes!). The flashlight holder will then ask that person a question from this sheet (hold up the Question Sheet) to help everyone get to know her better. Once she answers the question, she’ll get the flashlight and the Question Sheet, and we’ll play again!** Choose one kid to be the first flashlight holder and give him the flashlight and the Question Sheet. Turn the lights off or low (make sure that exits are lit and the room isn’t pitch black) and invite kids to start moving around in slow motion. After a few moments, the flashlight holder will turn the flashlight on, shout, “Freeze,” and choose a question from the sheet to ask the first person the light shines on. Once that person shares her answer, give her the flashlight and Question Sheet and play again. Play multiple rounds as time allows.



Make It Inclusive: Struggling readers may feel more comfortable asking their own questions rather than reading the questions on the sheet. With this in mind, give all the kids the option of coming up with their own questions.

Gather the kids back together. **In this game, the flashlight helped us see people and get to know more about them. Today in God's big story, we're going to read Psalm 119, which compares God's Word to a light that helps us see and understand who God is and follow His good ways.** Display the Lamp Wonder Truth Slide. **Today's Wonder Truth is GOD GIVES US THE BIBLE TO KNOW WHO HE IS.**



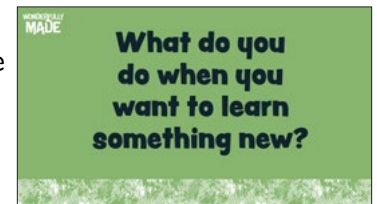
Welcome Question

SUPPLIES: paper, coloring utensils, poster board OR , whiteboard, dry-erase markers (if needed)

SLIDE: WELCOME QUESTION

At service start time, draw kids' attention to the Welcome Question. Invite kids to write answers on the poster board or whiteboard.

We all learn new things all the time by listening to teachers, practicing new skills, and reading about new things! God gave us His Word to teach us about Him and show us the best way to live. I can't wait to talk more about all that God teaches us.



Small Group

Introduce small group time. While kids are in small group, consider sitting in the groups for a few minutes each. Engage and interact as is appropriate.

Countdown

After about 15 minutes of small group, give a 5 minute warning and begin the countdown.

VIDEO: COUNTDOWN

"Hey everyone! Welcome to our Large Group Worship time! My name is ____ and I'm excited to take this time to worship God, review what we just read, and talk about ways we can respond to what we are learning about God! We are going to pray as we prepare our hearts to worship God!"

Declaring God's Wonder

Display the [Lamp Declaration Slide](#). Read each line boldly and invite kids to repeat after you.

Thank You, God, that You are good! (Kids repeat.)

You made me on purpose, for a purpose. (Kids repeat.)

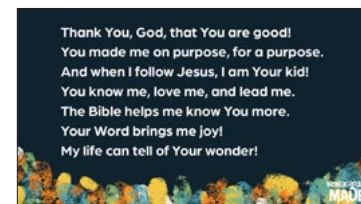
And when I follow Jesus, I am Your kid! (Kids repeat.)

You know me, love me, and lead me. (Kids repeat.)

The Bible helps me know You more. (Kids repeat.)

Your Word brings me joy! (Kids repeat.)

My life can tell of Your wonder! (Kids repeat.)



Prayer of Invitation

Lead kids in a prayer of invitation before entering into worship and God's big story: **God, thank You for this time to be together and learn more about who You are! We invite Your Spirit to lead us and help us know You more. Please show us Your great love in the pages of Your Word. In Jesus' name, Amen.**

Worship

God loves us and gives us His Word to help us to know Him more! Let's worship Him now through music. Play [All of Me, This Little Light](#) and encourage the kids to sing and dance as they praise God.

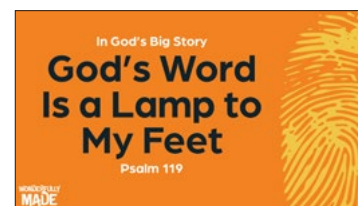
God's Big Story

SUPPLIES: Bibles (1 per kid)

Display the [Lamp Title Slide](#) and gather the kids together. Explain that today's story comes straight from the Bible, God's Holy Word, and can be found in the book of Psalms. Psalm 119 is an acrostic poem that uses all the letters of the Hebrew alphabet.

Let's start by reading part of God's big story directly from the Bible. Afterward, we'll watch and experience more of the story!

Watch the [God's Big Story Video](#).



LESSON 3 GOD'S WORD IS A LAMP TO MY FEET

EXPERIENCE IT! SCRIPT

SUPPLIES: Bible, roll of black craft paper, sidewalk chalk, buckets, black construction paper (several sheets per kid, optional), whiteboard (optional), dry-erase marker (optional)

Just before starting the story, roll black craft paper out on the floor. To give kids plenty of space to draw and write, consider rolling the craft paper the length of the room or long enough to provide plenty of creative space. Set buckets of sidewalk chalk in several places along the paper. As an alternative to black craft paper, provide each kid with several sheets of black construction paper.

Make It Inclusive: Some kids struggle to work on communal art projects—and that's OK! Have paper and coloring utensils available for kids who would prefer to create their own Psalm 119 art.

Invite kids to sit on both sides of the black craft paper. **Today, you're going to create a beautiful picture inspired by God's big story. During parts of today's story, I'll ask you to draw some things on the paper in front of you. Be creative and let God's Word inspire your drawings! Let's get started!**

First, you can draw a Bible. Allow kids time to draw a Bible. **Does anyone want to guess what we're talking about in our story today?** Allow kids to respond. **Right! We're talking about God's Word.**

In the Bible, there's a book called Psalms. The book of Psalms is filled with all kinds of song poems—praises to God, questions for God, words of joy, sadness, worship, and more. Go ahead and draw faces that show different emotions, like a happy face, a sad face, and a face that is praising God. Pause for kids to draw. Consider drawing examples of several faces on the whiteboard to help younger kids.

The longest psalm, and the longest chapter in the whole Bible, is Psalm 119. Can you write the number "119" on your paper? Pause for kids to write. Also consider writing "119" on the whiteboard.

Though we don't know who wrote Psalm 119, we know it was someone who went through many difficult situations but continued to trust and obey God. God gave us Psalm 119 so we can know Him and what He is like! Psalm 119 talks about how wonderful it is to obey God and His way. It reminds us that there's joy in doing what the Bible says because it's the way we get to know God. Go ahead and draw a picture of yourself being filled with joy! Pause for kids to draw and assure them that a simple stick figure of themselves will work!

When we're sad, in trouble, or afraid, we can turn to the Bible to guide us. The Bible is the true story of God's amazing love for His people; it is His Word. And God's Word lasts forever—it teaches us about our God who never changes and who is always faithful.

Display the first Psalm 119 Slide. Let's read part of Psalm 119 together. Read slowly so the kids can join you: **"LORD, I really love your law! All day long I spend time thinking about it"** (Psalm 119:97).

Now, draw a heart around the Bible you drew. Allow kids time to draw a heart.

Hold up a Bible. **God’s Word, the Bible, tells us about loving God and how to walk in His good ways. Let’s say this together: I love my Bible!** Allow kids to repeat the phrase. If they have their Bibles with them, encourage them to hold them up.

Hold up the Bible again. **Knowing God’s Word and doing what it says makes us wise. It doesn’t matter if we are young or don’t know as much as someone else—we can live wisely when we know God’s Word and obey Him. Let’s say this together: The Bible makes me wise.** Allow kids to repeat the phrase and hold up their Bibles, if they have them.

Knowing and following God’s way keeps us from choosing sin—from disobeying God. God loves us so much that He gave us the Bible so we can know Him. He teaches us what it means to know and follow Him. This keeps us from doing things that take us away from His good path. Can you draw a lovely, good path on the paper? Pause for kids to draw.

The writer of Psalm 119 even says that he loves God’s Word so much that it’s sweet to him! It’s like eating honey, a delicious treat. Go ahead and draw your favorite dessert. Allow kids time to draw and continue as they draw. **Reading the Bible isn’t something he has to do—it’s something he gets to do, and it teaches him amazing things about God and His way. The Bible is a sweet and wonderful gift!**

God’s Word helps us understand who God is, which keeps us from following people who are doing the wrong thing. When we know God’s Word, we can live the good way He has planned for us—the way that leads to life and joy.

When we face a situation where we’re not sure what is right or what is best, we can turn to the Bible to learn more about God and what He’s like. Not only is God’s Word sweet, but it’s like a light. Let’s read more of Psalm 119.

Display the second Psalm 119 Slide. (Read the verse slowly so kids can join you.) **The writer of the psalm tells God, “Your word is like a lamp that shows me the way. It is like a light that guides me”** (Psalm 119:105).

Go ahead and draw a light bulb or a lamp shining on the path you drew earlier. Allow kids time to draw. **Imagine being in a dark room and trying to see your way around. It’s pretty tough, isn’t it? When we learn God’s Word, it’s like shining a light in a dark room—suddenly we can see where to go!**

How wonderful it is to know God’s Word! The Bible helps us know what God is like. God wants us to be able to recognize His way, which is why God gives us the Bible to know who He is.

If possible, display kids’ artwork on the wall during the rest of the Wonderfully Made series.

Connecting the Wonder Truth

Display the Lamp Wonder Truth Slide. Our Wonder Truth today is **GOD GIVES US THE BIBLE TO KNOW WHO HE IS**. Where did you see our Wonder Truth in action in the story? Allow kids to answer freely.

The writer of Psalm 119 compares God's Word to a lamp that shows God's good way. Many years later, Jesus' friend and disciple John described Jesus as "the Word" who was "the light for all people" (John 1:1, 4). Jesus is the living Word of God and the "light of the world" (John 8:12).



In Awe of God's Wonder

Spend a few moments allowing kids to think about the wonder of God's story.

The writer of Psalm 119 loves God's law. What are some reasons someone might love God's law (or His instructions in the Old Testament of the Bible)? Allow kids time to explore this question. Kids can start by thinking through the types of instructions we find in the Bible.

What do you love most about the Bible? What part of the Bible is your favorite? Give kids space to think quietly and then share with a neighbor before they share with the group.

Responding in Worship

SLIDE: RESPONDING IN WORSHIP

Talk about ways we can respond to what we are learning with next steps such as tithing, prayer, asking questions, and worship. Encourage kids to ask their SG leaders any questions they were wondering during the lesson.

***Introduce this next song and invite kids to respond and participate in worship. See the "Worship Posture Tutorial" on the RBKids Resource Page.

WORSHIP VIDEO: [Reckless Love](#)



Blessing Your Kids

Encourage the kids to hold their hands out in front of them, with palms up, as if their hands are open to receive something. Tell them to listen and receive the blessing as you speak it over them.

Blessing: May the Holy Spirit lead you and teach you as you read God's Word. May you find joy in its pages. God gave us the Bible to know who He is. May you grow in your love and knowledge of the Lord!