

## LESSON 1

## I AM FEARFULLY AND WONDERFULLY MADE

## LESSON AT A GLANCE

**WONDER TRUTH:** God Made Me on Purpose, for a Purpose

**SCRIPTURE:** Psalm 139

**GOD'S BIG STORY:** King David writes a psalm describing the incredible ways God interacts with us—creating us, being with us, and knowing us. God does everything with purpose, including creating us!

**WORD OF WONDER:** You created the deepest parts of my being. You put me together inside my mother's body. How you made me is amazing and wonderful. I praise you for that. What you have done is wonderful. I know that very well. —Psalm 139:13–14

- PRE-SERVICE:
  - OPTION 1 Multisensory Activity: Play Dough Me
  - OPTION 2 Multisensory Activity: Me in 3D
- Welcome Question: If you could be really, really good at anything, what would you choose?
- SMALL GROUP
- Declaring God's Wonder
- Prayer of Invitation
- Worship: All of Me, This Little Light
- God's Big Story
- Connecting the Wonder Truth
- In Awe of God's Wonder
- Responding in Worship: Reckless Love
- Blessing Your Kids



### INVITATION

We invite you to pause, listen, and shift your gaze toward the Father ...

### LESSON AT A GLANCE

**WONDER TRUTH:** God Made Me on Purpose, for a Purpose

**SCRIPTURE:** Psalm 139

**WORD OF WONDER:** Psalm 139:13–14

“Where did you come from?”

I asked an innocent question, amused at the barefoot child peeking around the corner of my colleague’s house. We were seated on his porch, taking a moment to debrief a long day’s work.

His daughter had a sixth sense to know that her father was home, so she slipped out the back to come around the building, following the sound of his voice. Without skipping a beat, she looked at me—the stranger interrogating her—and pointed to her father. “Him, I came from him,” she said.

She could have explained that she exited the screen door, but she answered my question with the directness of a child. She came from her dad. Moreover, I was delaying their reunion.

Adults love to share our origins: where we live, where we work, in what locale we were raised. Take a moment to remind yourself that God created you, set your life on a trajectory, and can’t stop thinking of you. Imagine pointing to your heavenly Father to say, “Him, I came from Him.”

I invite you to read Psalm 139 and to ask God to give you the perspective of David. There is no way to escape God’s sight and deliberate attention. God created you for a purpose; your heavenly Father gave life as a gift. What’s one way that you’ve been reminded of God’s design this week? As you imagine your earliest moments in the world, how do you imagine God was already shaping you?

—**Jason Hitchcock**

Theology Editor and Ministry Volunteer  
Contributor to Wonder Ink

**DID YOU KNOW?**

**FOUNDATION BUILDING BLOCKS**

**WHO?**

David, Israel's greatest king, is attributed with writing Psalm 139. He is believed to have authored 73 of the 150 Psalms in the Bible. He was a gifted poet and songwriter, often declaring his praise for God in a variety of ways throughout the Psalms.

**WHAT?**

A psalm is a poem meant to be sung. Psalm 139 talks about God's omnipresence and omnipotence—He is everywhere and knows everything. The author realizes there's no hiding from God and invites Him to search his heart, showing him where He wants to change him.

**WHERE?**

In Psalm 139, the "where" is everywhere! God is in the highest heavens and the lowest depths. He is there with us when we are growing in the womb, and He is there with us on our very last day. God is ever-present in our lives.

**WHEN?**

The psalms were written over hundreds of years—from the time of Moses to after the exile from Babylon. Psalm 139, which is attributed to David, would probably have been written sometime in the late 900s BC.

**CONNECTING TO GOD'S BIG STORY:**

God doesn't merely observe us from afar; He knows us personally and loves us deeply. Just as David wrote that God knows all about him, Jesus pointed to the sparrows and assured His disciples, "God does not forget even one of them. In fact, he even counts every hair on your head!" (Luke 12:6–7).

## LESSON 1 ELEMENTARY & PRETEEN

### Large Group

Spark curiosity and get kids thinking about the wonder of God.

### LESSON AT A GLANCE

**WONDER TRUTH:** God Made Me on Purpose, for a Purpose

**SCRIPTURE:** Psalm 139

**WORD OF WONDER:** Psalm 139:13–14

### As kids arrive...

20 minutes before service begins, leaders are in place ready to welcome kids.

Display series theme loop. Play high-energy music in the background.

LG Leader walks around the room on mic and greets kids by name as they enter the room. Be intentional about introducing yourself to new parents and kids.

**SLIDE: SERIES THEME LOOP**

**VIDEO: COUNTDOWN** (2min OR 30sec) Start a countdown to begin game 10 minutes prior to service start)

### OPTION 1 Multisensory Activity: Play Dough Me

**SUPPLIES:** play dough (2 chunks per kid, multiple colors), wax paper or paper plates (optional)

**Leader Tip:** Be sure to provide play dough in different shades of brown/tan for skin tone and yellow, brown, black, and red for hair.

**Make It Inclusive:** Kids who are sensitive to certain textures may not feel comfortable playing with play dough—and that's OK! Offer paper and coloring supplies so they can draw their portraits instead.

Display the Play Dough Me Slide and gather the kids. **Let's create models of ourselves out of play dough!** Give each kid a large chunk of play dough for their bodies and a smaller chunk for hair. Consider placing the play dough on wax paper or a paper plate for each kid. Invite kids to make a model of themselves.



Give everyone 2–3 minutes to mold their play dough into a representation of themselves. Encourage kids to give it their best try in a short amount of time—it's OK if their creations look a little silly! **It can be hard to model things out of play dough, especially people!** Ask if anyone would like to show the group what he created and have fun admiring them together.

You're all so creative! I love how you made your creation look uniquely like you! **Display the Purpose Wonder Truth Slide.** Creating a person out of play dough is challenging, but you did what you set out to do. You created something on purpose! God created us on purpose too—and as lovely as your play dough people turned out, I have to say that God did an even better job of creating you! Today's Wonder Truth is **GOD MADE ME ON PURPOSE, FOR A PURPOSE.**



## OPTION 2 Multisensory Activity: Me in 3D

**SUPPLIES:** wax sticks (10–20 per kid, multiple colors)

**Make It Inclusive:** Some kids are uncomfortable with the texture of wax sticks and prefer not to work with them—and that's OK! Offer paper and coloring supplies so they can draw their portraits instead.

**Display the Me in 3D Slide** and gather the kids. **Let's create three-dimensional models of ourselves! Sounds easy enough, but here's the catch ... we'll create our mini-me's using only wax sticks!** Give each kid 10–20 wax sticks and invite them to create a figure that looks like themselves in just three minutes. Some kids might try to create their full bodies, including arms, legs, head, and maybe even clothing, hair, etc.



Other kids may decide just to focus on their shoulders up. It's a tough task, especially with limited time, so encourage kids to simply have fun creating what they can. It's OK if their 3D models look a little goofy!

After about three minutes, invite kids to show off their three-dimensional creations.

You're all so creative! Every one of your 3D figures looks uniquely like you! No two are the same! **Display the Purpose Wonder Truth Slide.** Creating a model of yourself using wax sticks is certainly challenging, but you did what you set out to do. You created something on purpose! God created us on purpose too—and as lovely as your 3D Me's turned out, I have to say that God did an even better job of creating you! Today's Wonder Truth is **GOD MADE ME ON PURPOSE, FOR A PURPOSE.**

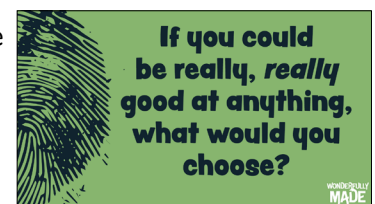


## Welcome Question

**SUPPLIES:** paper, coloring utensils, poster board OR , whiteboard, dry-erase markers (if needed)

### SLIDE: WELCOME QUESTION

**At service start time,** draw kids' attention to the Welcome Question. Invite kids to write answers on the poster board or whiteboard. **Today we'll hear in God's big story about the wonderful and amazing way God created every one of us. He made each of us with unique personalities and things that we're good at.**



## Small Group

Introduce small group time. While kids are in small group, consider sitting in the groups for a few minutes each. Engage and interact as is appropriate.

## Countdown

After about 15 minutes of small group, give a 5 minute warning and begin the countdown.

### VIDEO: COUNTDOWN

**"Hey everyone! Welcome to our Large Group Worship time! My name is \_\_\_\_\_ and I'm excited to take this time to worship God, review what we just read, and talk about ways we can respond to what we are learning about God! We are going to pray as we prepare our hearts to worship God!"**

## Declaring God's Wonder

Display the Purpose Declaration Slide. Read each line boldly and invite kids to repeat after you.

**Thank You, God, that You are good!** (Kids repeat.)

**You made me on purpose, for a purpose.** (Kids repeat.)

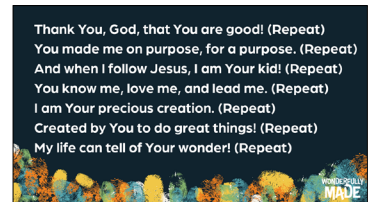
**And when I follow Jesus, I am Your kid!** (Kids repeat.)

**You know me, love me, and lead me.** (Kids repeat.)

**I am Your precious creation.** (Kids repeat.)

**Created by You to do great things!** (Kids repeat.)

**My life can tell of Your wonder!** (Kids repeat.)



## Prayer of Invitation

Lead kids in a prayer of invitation before entering into worship and God's big story: **God, thank You for loving us and creating us. Holy Spirit, help us see God's incredible love through His creation. Teach us what it means to be made by You and help us learn who You've created us to be. In Jesus' name, Amen.**

## Worship

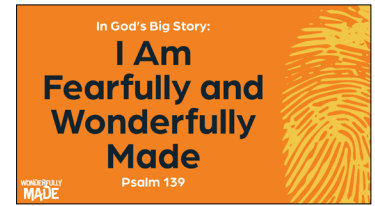
**God created you in a wonderful and amazing way! He made you on purpose, for a purpose! Let's worship Him now through music.** Play *All of Me, This Little Light* and encourage the kids to sing and dance as they praise God.

## God's Big Story

Display the Purpose Title Slide

Today we are learning about how God made each of us with purpose and care. As you watch, think about what it means that God knows you completely and still loves you deeply, and how that truth can change the way you see yourself and others.

VIDEO: GODS BIG STORY



## LESSON 1 | I AM FEARFULLY AND WONDERFULLY MADE EXPERIENCE IT! SCRIPT

**SUPPLIES:** small desk, chair, notebook, pen, kazoo (1 per kid), king's crown, red cape or robe, old-fashioned parchment-style paper and feather pen/ink bottle (optional), cardstock (optional), scissors (prep only, optional), tape or stapler (optional)

**RESOURCES:** Royal Fanfare Music Clip, Violin Music Clip, [Experience It! Script](#) (1 extra copy)

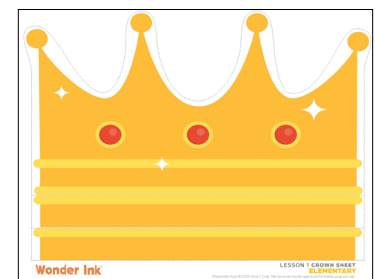
**Leader Tip:** Consider writing kids' names on their kazooos with a permanent marker to help prevent mixing them up (and sharing germs!).

**Make It Inclusive:** Have noise-canceling headphones available for kids who are sensitive to loud noises and music.

Ahead of time, recruit an adult or teen volunteer who enjoys acting to play the part of David.

Give him a copy of the Experience It! Script to practice with ahead of time. Consider also recruiting a teen or adult volunteer to serve as sound tech during the story.

Set up the stage area with a small desk and chair. Put a notebook and pen on the desk. Alternatively, set old-fashioned parchment-style paper and a feather pen with an ink bottle on the desk. Gather a king's crown or make one by printing the Crown Sheet onto cardstock, cutting it out, and using tape or a stapler to attach the ends.



Before beginning the story, invite the person playing David to wait near the stage (out of sight of the kids, if possible) wearing the crown and the red cape or robe.

Give each kid a kazoo. (If kazooos aren't available, have kids make a vibrating vvvvv sound.) Help kids understand how to use a kazoo and let them practice, using the following instructions:

- Place the wide end of the kazoo in your mouth.
- Hum into the kazoo. Don't blow.

Let kids have fun practicing by making a dinosaur sound, the sound of a fast sports car, or humming a familiar tune together. Tell kids to hold their kazooos in their laps until they get instructions to play during the story.

**Leader Tip:** To help kids best engage in the story, create a hand signal to alert kids when to start and stop playing the kazoo. This will ensure the kazoos are used at the right times during the story.

Play the Royal Fanfare Music Clip. As the song plays, the person playing David walks on stage dressed in a red cape or robe and king's crown, sits down at the desk, and begins to write in the notebook. Stop the music after several seconds of David writing.

When the music stops, begin playing the Violin Music Clip softly in the background.

David should keep writing for a few seconds into the song as if he's deep in thought. Then he'll glance up from his work, see the kids, clear his throat, and speak in a very king-like tone.

**Oh, dear me! I sincerely apologize. I was so entangled in my writing that I did not know you were present. I was told you were coming for a visit today. Good day to thee and welcome to my music chamber, where I, King David, love to write songs to God. Pardon me, but couldst thou spare a moment? I need to finish my final thought fore it becomes fle ting.** David writes feverishly for a few seconds and dramatically puts a period on the paper to finish the thought.

**It is now done and ready.** Fade Violin Music Clip. **I wrote this song to God today because I love Him with my entire heart. Yes, I am Israel's greatest king and a very fierce warrior, but oh how I love to write songs and play music. If you would be so obliged to lean in close, I will tell you a secret.** David motions kids to lean in close, then whispers the Wonder Truth to the kids: **God made me on purpose, for a purpose. Can you say that secret in your quietest voices?** Kids repeat the Wonder Truth in quiet voices.

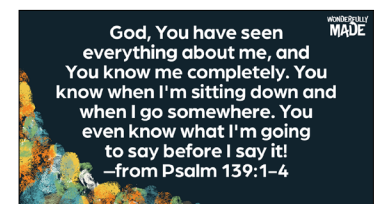
**Oh, dear me! I love when you say that! God knows everything about you, and me, and everyone. And I would like to praise Him by writing Him a song. Would you be so obliged to offer me your help with my song today?** Allow kids to respond.

**As you entered the music chamber, you were given a device, or shall I say, an instrument. As my honorary guests, would you be so kind as to put my songwriting to music by humming on your instruments? Let us give it a try! Give me one good note.** Kids hum one note on their kazoos. **Splendid job!** (If you're having kids hum a vvvvv sound rather than play kazoos, modify the script accordingly.)

**Now, as I read my song today, you will see on the screen the praises I wrote to God. I will read the words out loud and as soon as I'm done, you shall hum whatever song comes to your mind for five seconds.** After David reads each verse, the kids will play their kazoos for five seconds and then set their kazoos back into their laps.

Open the Psalm 139 Slides and display the first slide on the screen.

**"God, You have seen everything about me, and You know me completely. You know when I'm sitting down and when I go somewhere. You even know what I'm going to say before I say it!"** (Psalm 139:1-4, paraphrased).



Invite kids to play their kazoos for five seconds; then indicate that it's time to return their kazoos to their laps. **Outstanding job! Isn't it amazing that before we even think or know something, God knows it? Just outstanding!**

**God is amazing, and I am in awe of Him! Let's keep going with the song.**

Display the second of the Psalm 139 Slides.

**"I'm amazed at how well you know me. It's more than I can understand"** (Psalm 139:6).

Invite kids to praise God with a short melody on their kazoos. Then instruct them to place their kazoos back in their laps. **Simply magnificent! Did you know that God knows us better than our parents, our brothers and sisters, and our best friends? God knows us because He loves us and made us with a plan and for a purpose.**

**Let's hum a "Hip, Hip, Hooray" on our instruments!** Invite kids to hum excitedly on their kazoos for about five seconds and then place their kazoos in their laps.

**Even if I wanted to get away from God, I couldn't, because God is everywhere—from the highest heaven to the depths of the earth. It's a mystery to us, but somehow, God can be everywhere all at once. He's with each of us all the time, always listening, and always loving and caring for us.**

**God created us in a wonderful way, and He has known us since the very beginning. Before we were born, God was there, watching us and forming us as we grew inside the mothers who gave birth to us.**

Show the third of the Psalm 139 Slides on the screen.

**"How you made me is amazing and wonderful. I praise you for that. What you have done is wonderful. I know that very well"** (Psalm 139:14).

**Get your instruments ready, and this time, make your song soft and beautiful.** Invite kids to play softly on their kazoos for about five seconds and then place their kazoos back in their laps.

**Can you imagine how much God must love each of us? He formed us in the womb, and He was there with us in the dark and the quiet before we had experienced anything—food, sunlight, crying, or laughter. He was there before we had done anything at all, and He still loved us. He knew what we would look like, what we would sound like, and how long we would live. Just imagine all of God's thoughts—we could never count them all!**

**Because of God's amazing love for me, I know it is good and right to follow Him all the time. Sadly, there are many people who fight against God, and I surely do not want to be one of them.**

**Let's look at our song one more time.**

Display the fourth of the Psalm 139 Slides.

**"God, see what is in my heart ... See if there's anything in my life you don't like. Help me live in the way that is always right"** (Psalm 139:23a, 24).

**Let's play one final praise directly to God!** Invite kids to play their kazoos for about 10 seconds and then place their kazoos in their laps.

**Just as God made me in a wonderful way, God made each of you wonderfully too. He knows you so well, and He loves you so much. God made you, and He knows you! He has planned everything about your life because God made you on purpose, for a purpose. Let's say our Wonder Truth together three times, starting in a whisper and getting louder each time.** Lead the kids in saying, "God made me on purpose, for a purpose," three times, getting progressively louder each time.

Collect the kazoos. If kids' names are on them, you can give them back at the end of the lesson for kids to take home. Encourage them to look up Psalm 139 in the Bible with their families as they play their kazoos!

## Connecting the Wonder Truth

Display the Purpose Wonder Truth Slide. **Our Wonder Truth today is GOD MADE ME ON PURPOSE, FOR A PURPOSE. Where did you see our Wonder Truth in action in the story?** Allow kids to answer freely.

**God doesn't sit back and just watch us from a distance. He knows us personally and loves us deeply. Many years after David wrote in Psalm**

**139 that God knows all about him, Jesus pointed to the sparrows and told His disciples, "God does not forget even one of them. In fact, he even counts every hair on your head!" (Luke 12:6–7).**



## In Awe of God's Wonder

Spend a few moments allowing kids to think about the wonder of God's story.

**What's one thing you wondered about while listening to David's words about God?** Give kids time to think of their questions. There's no need to have answers. Simply allow space for kids to engage more deeply with God.

**David writes that God formed us before we were even born! He created us with great care and power. If God takes that much care in making us, what other things do you think God cares about?** Allow kids to respond freely. Encourage kids to share with a neighbor before sharing with the group.

## Responding in Worship

### SLIDE: RESPONDING IN WORSHIP

Talk about ways we can respond to what we are learning with next steps such as tithing, prayer, asking questions, and worship. Encourage kids to ask their SG leaders any questions they were wondering during the lesson.

\*\*\*Introduce this next song and invite kids to respond and participate in worship. See the "Worship Posture Tutorial" on the RBKids Resource Page.

WORSHIP VIDEO: [I Could Sing of Your Love Forever](#)



## Blessing Your Kids

Encourage the kids to hold their hands out in front of them, with palms up, as if their hands are open to receive something. Tell them to listen and receive the blessing as you speak it over them.

**Blessing:** May you always remember that the God who is everywhere is also the God who created you on purpose, for a purpose. He delights in you and will guide you wherever you go.