

LESSON 4 FAITH

LESSON AT A GLANCE


WONDER TRUTH: God Is Faithful and Good

SCRIPTURE: Hebrews 11

GOD'S BIG STORY: For hundreds of years, God's people demonstrate faith by their confidence that His promises will be revealed. God is faithful and good and does what He says He will do.

WORD OF WONDER: But the fruit the Holy Spirit produces is love, joy and peace. It is being patient, kind and good. It is being faithful and gentle and having control of oneself. —Galatians 5:22–23a

- Welcome Question: What is something you really hoped for?
- Curiosity Questions
- Elementary STEM Activity: Can't See It Yet!
- Preteen Interactive Game: Riddle Me Not
- Declaring God's Wonder
- Prayer of Invitation
- Worship
- God's Big Story: Hear It, Watch It, Experience It!
- Connecting the Wonder Truth
- In Awe of God's Wonder
- Word of Wonder Activity
- Discussion Questions for Elementary Kids and Preteens
- Small Group Prayer Time
- Elementary Responding in Worship: Glow-in-the-Dark Faith Story
- Preteen Responding in Worship: Rock Solid Faithfulness
- Blessing Your Kids



INVITATION

We invite you to pause, listen, and shift your gaze toward the Father ...

LESSON AT A GLANCE

WONDER TRUTH: God Is Faithful and Good

SCRIPTURE: Hebrews 11

WORD OF WONDER: Galatians 5:22–23a

Many years ago, I began to learn more about the world of the Bible—how the biblical writers thought and what their culture was like. One of my biggest takeaways was the biblical concept of faith. Faith, as defined by the Bible, is belief plus action. To me, faith had mostly been about having a list of true beliefs, such as “I believe Jesus died for my sins” or “I believe He is the way to salvation.” Yes, these are the right things to believe, but do I live out these beliefs? Do I practice obedience to Jesus? Do I just hear God’s Word—or do I do what it says?

Stop to read Hebrews 11. If you look at the list of those who are faithful, you see action jumping off the pages. Abel brought, Noah built, Abraham went, Isaac blessed, Joseph spoke ...

Our faith—a combination of beliefs and actions—makes us more like Jesus. As we live out the things we say we believe, God shapes us into His image because He is faithful and good.

As we see in Hebrews 11, God honors those who are faithful. As we walk by faith, trusting Him to do what He said, we can rest in the fact that He will make us more like Him because He remains faithful to His promises.

—Denise Morris Snyder

Spiritual Formation Pastor

Contributor to Wonder Ink

DID YOU KNOW?

FOUNDATION BUILDING BLOCKS

WHO?

The author of the letter to the Hebrews is anonymous. Suggested authors include Paul; his traveling companion, Luke (the author of the Gospel of Luke and Acts); and Paul's co-workers, Apollos or Barnabas. Whoever authored the letter was a skilled writer and very familiar with Paul's teaching.

WHAT?

Hebrews 11 is often called the Hall of Faith because it shares the stories of faithful God-followers throughout history who have trusted in God and His promise, people whom God has rewarded for their faith. These faithful men and women are an example to us.

WHERE?

Despite the title of the book, the author doesn't identify the intended recipients. Yet the author's desire to help the audience see themselves as part of God's big story, as well as to understand Jesus as the fulfillment of God's promises to Israel, speaks to Jews and Gentiles (non-Jews) alike.

WHEN?

While we don't know the date that the letter was written, Clement of Rome (AD 96) quoted it, so it was written sometime before then.

CONNECTING TO GOD'S BIG STORY:

The letter of Hebrews has two major purposes: It teaches Gentile (non-Jewish) followers of Jesus how they fit in God's big story, which is mostly filled with Jewish people, and it shows how Jesus fulfills all God's laws and promises in the Old Testament.

Small Group

Spark curiosity and get kids thinking about the wonder of God.

LESSON AT A GLANCE

WONDER TRUTH: God Is Faithful and Good

SCRIPTURE: Hebrews 11

WORD OF WONDER: Galatians 5:22-23a

Pre-Service Connection (15-20 min)

RESOURCES: whiteboard, poster paper, or butcher paper, writing utensils, board games or games

[Games & Activities Guide](#)

Small group leaders should be seated in place in their small groups 20 minutes prior to service time. Have activities ready to keep children occupied and engaged WITH you. This time is important to build relationships, welcome new kids, and keep structure in the room - you should be an active participant with them! Learn the kids names, and make sure they all know yours too!

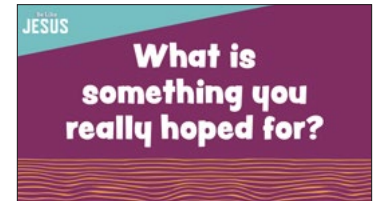
As kids arrive ...

Warmly welcome new friends, and introduce them to your group.

Use the Welcome Question and the following "I'm Curious" questions to engage kids. Say "I'm curious.." before each question and give kids an chance to think before answering each one. After each question, consider having kids share their ideas with a neighbor before you call on one or two of them to share with the group.

Consider having a whiteboard or poster for kids to write or draw answers to any of the questions:

- **What's something you're looking forward to? Is it easy or hard to wait for?**
- **When have you had to wait for someone else to do what they said they would do?**



Small Group Begins

After the Opening Activity or game, Large Group Leader will begin small group time by reading the Welcome Question aloud and inviting everyone to open their Bibles and begin.

Word of Wonder Activity

WORD OF WONDER

But the fruit the Holy Spirit produces is love, joy and peace. It is being patient, kind and good. It is being faithful and gentle and having control of oneself.

— Galatians 5:22–23a (NIRV)

SUPPLIES: Bibles (1 per kid), balloons (9 per group), permanent marker (prep only), trash bags (optional)

Allergy Caution: Be aware of any latex allergies or sensitivities among your kids and volunteers before doing this activity!

Ahead of time, blow up nine balloons per small group. Write one fruit of the Spirit on each balloon so that each small group has a set of nine fruit of the Spirit balloons: love, joy, peace, patience, kindness, goodness, faithfulness, gentleness, self-control. (Be sure to use the same words for each fruit of the Spirit used in your Bible translation of choice.) Consider putting each set of nine balloons in a trash bag for easy storage and mobility.

Our Word of Wonder for the Be Like Jesus series lists the fruit of the Spirit, which are the good traits the Holy Spirit grows in Jesus-followers. Jesus is the perfect example of all the fruit of the Spirit, including faithfulness and goodness. God is faithful and good! Let's say the verse together.

Open your Bible to Galatians 5:22–23a. If possible, display the Word of Wonder Slide or watch the [Elementary Word of Wonder Video](#). Practice saying Galatians 5:22–23a with the kids by reading it several times together.

Invite kids in your small group to stand up and form a circle. Place the nine prepared fruit of the Spirit balloons on the floor in the middle of the circle. Invite the group to say the entire Word of Wonder together while batting the balloons to keep all nine of them in the air. (Kids cannot catch or hold the balloons.) If they successfully say the verse out loud without any balloons touching the ground, they can find the balloon that has the first fruit of the Spirit on it (love) and remove it from the circle. Do this multiple times, with the kids removing the next fruit of the Spirit balloon each time. If time allows, continue playing until all nine balloons are removed.

God's Big Story

SUPPLIES: Bibles (1 per kid)

Tell kids that today's story comes directly from the Bible, God's Word. Show them how to find Hebrews 11 in the New Testament. Explain that they can look for the book of Hebrews after Philemon and before James. Once they find it, they can flip to chapter 11. Encourage volunteers to help kids find the passage.



Hebrews 11 is often called the “Hall of Faith” because it highlights people in the Bible who trusted God even when they could not see the outcome. In these verses, we read about people like Enoch and Abraham who believed God's promises and followed Him, even when it was hard or unclear. Faith means trusting in what we hope for and being sure of what we cannot see. Many of these people did not see God's promises fully come true in their lifetime, but they still trusted Him. As you read, think about what it means to have faith and why these people chose to trust God no matter what.

Read Hebrews 11:1, 5, 8–13, 39–40 aloud.

Elementary Questions

- **Can you name some of the people from today's story who faithfully followed God?** (Possible answers: Abraham, Sarah, Noah, Moses, Rahab, Gideon, Samuel, King David.)
- **What do you remember about each of these people? What did they trust God for?**
- **Hebrews 11:1 tells us what faith is. Can you fill in the blanks: “Faith is being sure of what we ___ for. It is being sure of what we do not ___.”** (hope, see)
- **When God promised Abraham a big family, Abraham had faith in God and believed Him. How many family members did God give to Abraham?** (as many as the stars in the sky and the sand on the seashore)
- **Who is someone you know who has a deep faith in God?**
- **How has God been faithful or good to you or your family?**

God always keeps His promises. We can put our faith in Him because He will always do what He says He will do—He is faithful and good! Let's talk with God and thank Him in prayer.

Make It Inclusive: Open-ended questions can be difficult for some kids to answer. Consider modifying the questions into yes/no format or offering two answer choices for each.

Preteen Questions

- **Can you name some of the people from today's story who faithfully followed God?** (Possible answers: Abraham, Sarah, Noah, Moses, Rahab, Gideon, Samuel, King David.)
- **What do you remember about each of these people? What did they trust God for?**
- **Read Hebrews 11:1 together. How does this verse describe faith?**
- **Did the faithful followers mentioned in Hebrews 11:1 ever see the things God had promised to them? Why then do you think they still had faith?**

- Who is someone you know who has a deep faith in God?
- How has God been faithful or good to you, your family, or someone else you know?

Whether we can see what God is doing or not, He always remains faithful and good. God may not finish what He started within the time we want, but He never goes back on His promises. Let's talk with God and thank Him in prayer.

Small Group Prayer Time

Invite kids to sit in a circle and take turns offering a one-sentence prayer to God. Encourage kids to thank God for how He has been faithful and good to them or their families. Some kids may be uncomfortable praying out loud; they can pass their turn by tapping the person beside them. Encourage those kids to pray silently.

Elementary Responding in Worship: Glow-in-the-Dark Faith Story

SUPPLIES: white kraft paper roll, colored highlighter (1 per kid), black lights, markers (optional), flashlight (optional)

RESOURCES: "God Is Good" from the [Be Like Jesus Elementary Spotify playlist](#)

Today in God's big story, we learned about several faithful followers in the Bible who had deep faith in God.

- Who did we learn about? (Possible answers: Abraham, Sarah, Noah, Moses, Rahab, Gideon, Samuel, King David)

Even though these faithful followers couldn't see God, they believed in who He is and that He always keeps His promises. They knew God loved them, cared for them, and was by their side every step of the way. These faithful followers were sure about what they hoped for and sure about what they couldn't see because they trusted in a God who is always faithful and good!

Think about it! The same God who was faithful and good to Abraham, Sarah, Moses, and Noah is the God who is faithful and good to you. God loves you. He cares for you. He protects you and is by your side every step of the way. When you believe and live in that truth, your faith in God is big—just like the faithful followers in the Bible!

To help us remember God's faithfulness and goodness, we're going to tell our faith story. At first, you might not be able to see it very well, but when we add one special thing, your faith story will shine!

Roll out white kraft paper on the floor. The paper should be in one piece and long enough for kids to gather on each side. Give each kid a colored highlighter. (Alternatively, if you don't have a black light, set out regular markers for kids to write and draw with.) Encourage kids to find a place to sit on either side of the paper.

As music plays, you can listen to the words as you write an example or draw a picture about how God has been faithful to you. How has He loved you? How has He cared for you? How has He

always been by your side? Think of all the ways God has been faithful and jot them down or draw pictures of them. When you're done, we'll add one special thing and see our faith stories come to life!

Play "God Is Good" from the [Be Like Jesus Elementary Spotify playlist](#) as kids write and draw. After a few minutes, turn the lights off (or low) and tell the kids you're about to reveal the special thing that will help their faith stories come to life. Face the black lights toward the paper and turn them on. Then watch kids' artwork glow! (Alternatively, shine a flashlight on the kids' marker drawings.)

When we shine light on your faith story art, it glows! That's kind of what it's like in our lives too! When God shines His light on us, our faith story glows. As He keeps being faithful and we keep trusting Him, our faith story glows. As God continues to be good and we keep trusting Him, our faith story glows. Soon, our faith begins to shine so brightly that others see God's faithfulness and goodness in our lives. His light makes our faith story visible to others!

Make It Inclusive: Provide a variety of drawing utensils to benefit kids of varying fine motor abilities. For example, markers require less muscle strength/pressure than crayons or colored pencils. Some children may find it challenging to draw on the same paper as others. Have separate sheets of paper available for any kids who do best drawing on their own paper.

Preteen Responding in Worship: Rock Solid Faithfulness

SUPPLIES: river rocks or smooth pebbles (1 per kid), paint pens, medium-to-large rock (optional), permanent markers (optional)

Wonder Ink RESOURCES: Rock Solid Faithfulness Slide, Scripture Slides, "God Is Good" from the [Be Like Jesus Elementary Spotify playlist](#)

If you have a medium-to-large rock, set it at the front of the room ahead of time.

Display the Rock Solid Faithfulness Slide and gather the kids. **Today in God's big story, we learned about several faithful followers in the Bible who had deep faith in God.**

- **Who did we learn about?** (Possible answers: Abraham, Sarah, Noah, Moses, Rahab, Gideon, Samuel, King David)



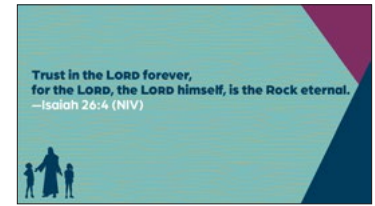
Even though these faithful followers couldn't see God, they believed in who He is and that He always keeps His promises. They knew God loved them, cared for them, and was by their side every step of the way. These faithful followers were sure about what they hoped for and sure about what they couldn't see because they trusted in a God who is always faithful and good!

If you have a medium-to-large rock, hold it up for kids to see. (If the medium-to-large rock is too heavy to hold up, simply point to it.) Otherwise, hold up a river rock. **Now think about what you know to be true about God and what you know to be true about rocks.** Pause for kids to think.

- **What are some ways that rocks are similar to God?** Allow kids to share freely. They may offer ideas like rocks don't change much, and God is constant. Because rocks are solid, we can count on them, step on them, and even construct buildings on top of them. We can also count on God!

Great ideas! The writers of the Bible sometimes even used a rock as a metaphor, or word picture, to help describe what God is like. Display the first Scripture Slide.

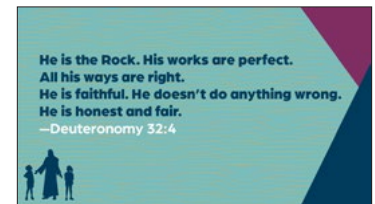
Invite a volunteer to read Isaiah 26:4 from the slide. **The prophet Isaiah wrote these words to God’s people living in Judah during a time when they faced threats from the powerful Assyrian Empire. Even though their circumstances seemed scary, Isaiah reminds the people that God is their eternal “Rock.” He is unchanging and faithful. Think quietly about a difficult situation in your life. How can you lean on God as your rock?** Allow kids to reflect quietly.



Advance to the second Scripture Slide and invite a volunteer to read Deuteronomy 32:4 from the slide.

- **How does the writer of Deuteronomy describe God in this verse?**

Invite kids to share freely.



God is faithful and good. He is our sure and steady rock. He is always with us and we can always count on Him. Take a moment to think about ways that God has been good and faithful in your life. How has He been a steady rock for you? Pause for kids to think quietly.

Hold up a river rock. **Now on your rock, I invite you to draw a picture or symbol of God’s goodness and faithfulness to you.** Set out paint pens for kids to use. Alternatively, set out permanent markers. Play “God Is Good” from the [Be Like Jesus Elementary Spotify playlist](#) as kids work. If some kids struggle to know what to draw on their rocks, help them think of ideas. They could write the letters G and F as a reminder that God is good and faithful, they could draw a symbol such as a cross or a heart to remember God’s constant love for them, or they could draw a simple picture that reminds them of a time when God helped them in a hard situation.

When kids finish drawing on their rocks, invite them to show their rocks to each other and share about how God has been faithful to them. Our faith is strengthened when we hear others’ testimonies of God’s faithfulness!