

LESSON 4 FAITH

LESSON AT A GLANCE


WONDER TRUTH: God Is Faithful and Good

SCRIPTURE: Hebrews 11

GOD'S BIG STORY: For hundreds of years, God's people demonstrate faith by their confidence that His promises will be revealed. God is faithful and good and does what He says He will do.

WORD OF WONDER: But the fruit the Holy Spirit produces is love, joy and peace. It is being patient, kind and good. It is being faithful and gentle and having control of oneself. —Galatians 5:22–23a

- PRESERVICE:
 - OPTION 1 STEM Activity: Can't See It Yet!
 - OPTION 2 Interactive Game: Riddle Me Not
- Welcome Question: What is something you really hoped for?
- Curiosity Questions
- Declaring God's Wonder
- Prayer of Invitation
- Worship: This Little Light, Your Love For Me
- God's Big Story
- Connecting the Wonder Truth
- Responding in Worship: I Could Sing of Your Love Forever
- Blessing Your Kids



INVITATION

We invite you to pause, listen, and shift your gaze toward the Father ...

LESSON AT A GLANCE

WONDER TRUTH: God Is Faithful and Good

SCRIPTURE: Hebrews 11

WORD OF WONDER: Galatians 5:22–23a

Many years ago, I began to learn more about the world of the Bible—how the biblical writers thought and what their culture was like. One of my biggest takeaways was the biblical concept of faith. Faith, as defined by the Bible, is belief plus action. To me, faith had mostly been about having a list of true beliefs, such as “I believe Jesus died for my sins” or “I believe He is the way to salvation.” Yes, these are the right things to believe, but do I live out these beliefs? Do I practice obedience to Jesus? Do I just hear God’s Word—or do I do what it says?

Stop to read Hebrews 11. If you look at the list of those who are faithful, you see action jumping off the pages. Abel brought, Noah built, Abraham went, Isaac blessed, Joseph spoke ...

Our faith—a combination of beliefs and actions—makes us more like Jesus. As we live out the things we say we believe, God shapes us into His image because He is faithful and good.

As we see in Hebrews 11, God honors those who are faithful. As we walk by faith, trusting Him to do what He said, we can rest in the fact that He will make us more like Him because He remains faithful to His promises.

—Denise Morris Snyder

Spiritual Formation Pastor

Contributor to Wonder Ink

DID YOU KNOW?

FOUNDATION BUILDING BLOCKS

WHO?

The author of the letter to the Hebrews is anonymous. Suggested authors include Paul; his traveling companion, Luke (the author of the Gospel of Luke and Acts); and Paul's co-workers, Apollos or Barnabas. Whoever authored the letter was a skilled writer and very familiar with Paul's teaching.

WHAT?

Hebrews 11 is often called the Hall of Faith because it shares the stories of faithful God-followers throughout history who have trusted in God and His promise, people whom God has rewarded for their faith. These faithful men and women are an example to us.

WHERE?

Despite the title of the book, the author doesn't identify the intended recipients. Yet the author's desire to help the audience see themselves as part of God's big story, as well as to understand Jesus as the fulfillment of God's promises to Israel, speaks to Jews and Gentiles (non-Jews) alike.

WHEN?

While we don't know the date that the letter was written, Clement of Rome (AD 96) quoted it, so it was written sometime before then.

CONNECTING TO GOD'S BIG STORY:

The letter of Hebrews has two major purposes: It teaches Gentile (non-Jewish) followers of Jesus how they fit in God's big story, which is mostly filled with Jewish people, and it shows how Jesus fulfills all God's laws and promises in the Old Testament.

Large Group

Spark curiosity and get kids thinking about the wonder of God.

LESSON AT A GLANCE

WONDER TRUTH: God Is Faithful and Good

SCRIPTURE: Hebrews 11

WORD OF WONDER: Galatians 5:22–23a

As kids arrive...

20 minutes before service begins, leaders are in place ready to welcome kids.

Display series theme loop. Play high-energy music in the background.

LG Leader walks around the room on mic and greets kids by name as they enter the room. Be intentional about introducing yourself to new parents and kids.

SLIDE: SERIES THEME LOOP

VIDEO: COUNTDOWN (2min OR 30sec) Start a countdown to begin game 10 minutes prior to service start)

OPTION 1 STEM ACTIVITY: Can't See It Yet!

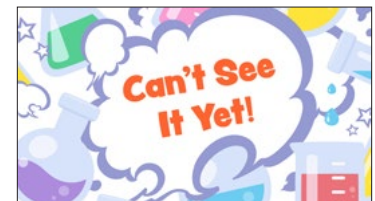
SUPPLIES: table, safety goggles (3–4 pairs), hydrogen peroxide (½ cup), dry yeast (1 Tbsp.), warm water (3 Tbsp.), liquid dish soap (1 Tbsp.), food coloring (8 drops), 16 oz. empty disposable bottle, funnel, paper towels

Allergy Caution: This activity includes possible food allergens!

Leader Tip: If you don't have a sink in or near your meeting space, consider bringing warm water in a thermos. The experiment works best if the water is approximately 100–110 degrees Fahrenheit.

Ahead of time, set out supplies on a table at the front of the room.

Display the **Can't See It Yet! Slide** and gather the kids. **Today we're going to combine these ingredients in a special way to create something very cool that is better than each of these ingredients on its own.** Hold up the ingredients one at a time for kids to see: hydrogen peroxide, dry yeast, warm water, dish soap, and food coloring. **You're about to see something very cool! Do you believe it?** Allow kids to respond. **Then let's get started!**



Put on safety goggles and invite 2–3 kids to the front to be your lab assistants. Have each of them also put on safety goggles. Explain that they will help you with each step in the activity.

For our first step, we'll use a funnel to pour half a cup of hydrogen peroxide into the empty bottle. Complete this step with the help of your lab assistants. Hold up the bottle with the hydrogen peroxide now in it for all the kids to see. **Does this look amazing yet?** Allow kids to respond. **We can't see it yet, but it's coming!**

For our next step, we'll add one tablespoon of dish soap to the bottle. Complete this step with the help of your lab assistants. Then hold up the bottle for all the kids to see. **Anything amazing happening yet?** Allow kids to respond. **We can't see it yet, but it's coming!**

Next, we'll add eight drops of food coloring into the bottle and carefully swish it around. Complete this step with the help of your lab assistants. Then hold up the bottle for all the kids to see. **What do you think?** Invite responses. **It's kind of pretty, but it's not the final product. We can't see it yet, but it's coming!**

For our next step, we'll use a spoon to mix three tablespoons of warm water with the yeast in a separate cup. Complete this step with the help of your lab assistants. **Anything happening yet?** Allow responses. **We can't see it yet, but it's coming!**

Now for our last step, we'll use a funnel to pour our water and yeast mixture into the bottle. Complete this step with the help of your lab assistants and quickly set the bottle down on the table. There should be a colored foam that overflows out of the top of the bottle. When the foaming stops, use paper towels to soak up the foam. Thank your lab assistants, collect their safety goggles, and have them return to their seats.

Wow! What just happened? Invite kids to respond freely. **When we mixed the ingredients together, the yeast helped release oxygen hidden inside the hydrogen peroxide, and that oxygen made a colorful foam. That was the very cool thing you had been waiting for!**

Even when you couldn't see it yet, you believed me when I told you that something cool was coming! **Display the Faith Wonder Truth Slide.** Today in God's big story, we're going to learn about several people in the Bible who had faith that God would keep His promises, even when they couldn't see it happening yet. They lived by faith because they knew that, like our Wonder Truth states, **GOD IS FAITHFUL AND GOOD.**

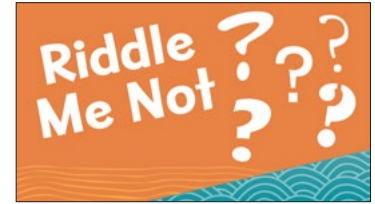


OPTION 2 Interactive Game: Riddle Me Not

SUPPLIES: masking tape, small whiteboards (1 per 2 kids), paper towels (1 sheet per 2 kids), dry-erase markers (1 per 2 kids), paper (optional, 1 sheet per 2 kids), pencils (optional, 1 per 2 kids)

Ahead of time, clear a large space in your room. Use masking tape to mark a starting line on one end of the room and a finish line on the opposite end.

Display the Riddle Me Not Slide and gather the kids. Help kids pair up and invite them to line up along the starting line with their partners. Give each pair a small whiteboard, a sheet of paper towel, and a dry-erase marker.

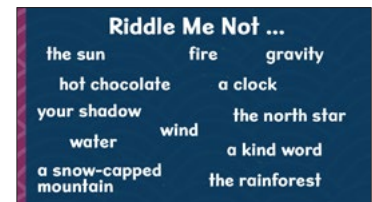


Alternatively, give each pair a sheet of paper and a pencil. **We're going to play a game called Riddle Me Not. You and your partner's goal is to get across the finish line as quickly as possible.** Point to the finish line. **But here's the catch: You can only move forward when you correctly answer a riddle. Each time I read a riddle, you and your partner will write your best guess on your whiteboard (or sheet of paper). If your answer is correct, you'll follow my instructions and move forward. If your answer is wrong, you'll say where you are. The first pair to cross the finish line wins! Any questions?** Answer the kids' questions. **Let's get started!**

Leader Tip: Is there an odd number of kids in your group? This game works with teams of two or three.

Make It Inclusive: If any kids in your group have limited mobility, invite kids to remain seated as they play the game. The winning team can be the first pair to answer a certain number of riddles correctly. For example, you might say, "The first team to answer five riddles correctly wins!"

To make the game easier and faster, display the Riddle Answers Slide, which provides a word bank of answers for kids to choose from. (All the riddle answers are included, plus several extra choices.)



Read the following riddles one at a time, giving kids about 20–30 seconds after each to talk with their partners and write down their answers. (The answers are provided for you in parentheses.) Once all of the kids have written answers, invite them to hold up their whiteboards (or paper). Pairs with the correct answer can move forward by following your instructions. Everyone else can stay where they are. After each riddle, give kids specific movement instructions that work in your space. For example, "Take five giant steps forward" or "Hop forward three times." Before reading the next riddle, have kids erase their answers using their paper towels (if using whiteboards).

Riddle 1: **I'm steady and constant and move very slow.**

I tick and I tock so the time you can know.

What am I? (a clock)

Riddle 2: **Everywhere on earth, I can be found.**

No matter where you go, I'll point to the ground.

What am I? (gravity)

Riddle 3: **Up and down, I go each day,
even when the clouds are in the way.**
What am I? *(the sun)*

Riddle 4: **I sparkle and twinkle but always stay,
pointing north both night and day.**
What am I? *(the north star)*

Riddle 5: **I'm always by your side, whether you notice me or not.
I follow your every move, without a single thought.**
What am I? *(your shadow)*

Riddle 6: **Sixty percent of you, seventy of earth.
Without me, there's no life, plants, or even birth.**
What am I? *(water)*

Riddle 7: **Sometimes I'm gentle, sometimes I'm wild.
You can't see me, but I'm easily felt.**
What am I? *(wind)*

Riddle 8: **I'm short and sweet and easy to share.
I cheer people up and show that I care.**
What am I? *(a kind word)*

Leader Tip: Some kids may think of creative riddle answers other than the ones listed. As long as their answers make logical sense, allow them to move forward.

Congratulate the first pair to cross the finish line. If time allows, read through the remaining riddles. Then gather the kids. **Some of those riddles were very challenging, and you all did an amazing job answering them! What do you think the riddle answers all had in common?** Allow kids to respond freely. **The riddle answers are all things we can count on, even when we can't see them, like gravity and wind.** Display the Faith Wonder Truth Slide. **Today in God's big story, we're going to learn about some people who counted on God and His promises, even when they couldn't see Him and didn't know how His promises would be fulfilled. They knew that God was always faithful and good, and they trusted in Him. Our Wonder Truth today is **GOD IS FAITHFUL AND GOOD.****

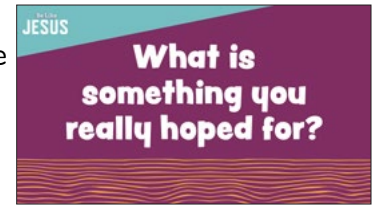


Welcome Question

SUPPLIES: paper, coloring utensils, poster board OR , whiteboard, dry-erase markers (if needed)

SLIDE: WELCOME QUESTION

At service start time, draw kids' attention to the Welcome Question. Invite kids to write answers on the poster board or whiteboard. **Today we're going to learn about people in God's big story who also waited for something and had hope it would happen. Their hope wasn't just wishful thinking—it came from their faith in God! They believed God would do what He said He would do. But first, it's time for small group!**



Small Group

Introduce small group time. While kids are in small group, consider sitting in the groups for a few minutes each. Engage and interact as is appropriate.

Countdown

After about 15 minutes of small group, give a 5 minute warning and begin the countdown.

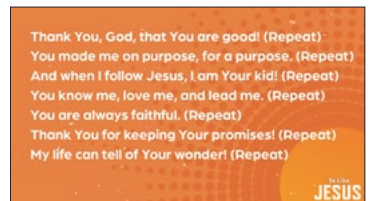
VIDEO: COUNTDOWN

"Hey everyone! Welcome to our Large Group Worship time! My name is _____ and I'm excited to take this time to worship God, review what we just read, and talk about ways we can respond to what we are learning about God! We are going to pray as we prepare our hearts to worship God!"

Declaring God's Wonder

Display the Faith Declaration Slide. Read each line boldly and invite kids to repeat after you.

Thank You, God, that You are good! (Kids repeat.)
You made me on purpose, for a purpose. (Kids repeat.)
And when I follow Jesus, I am Your kid! (Kids repeat.)
You know me, love me, and lead me. (Kids repeat.)
You are always faithful. (Kids repeat.)
Thank You for keeping Your promises! (Kids repeat.)
My life can tell of Your wonder! (Kids repeat.)



Make It Inclusive: Many children, including those who are neurodivergent, thrive with routine and enjoy having a role. Consider inviting 1–2 kids who attend regularly to help lead the declaration.

Prayer of Invitation

Lead kids in a prayer of invitation before entering into worship and God's big story: **God, You are so faithful and good. You always keep Your promises. Thank You for always doing what You say You will do. We invite Your Holy Spirit to teach us how to increase our faith in You. We love You. In Jesus' name, Amen.**

Worship

Today we'll hear about how several faithful followers of God put their faith in Him, even when they couldn't see what would happen next. They knew that God is always faithful and good! Let's praise Him now! Play This Little Light, Your Love For Me and encourage the kids to sing and dance as they praise God.

God's Big Story

Display the Faith Title Slide and gather the kids together. Tell kids that today's story comes directly from the Bible, God's Word.

Today we are learning about what it means to have real faith. As you watch, think about how these people trusted God without seeing the whole picture and what that might look like in your own life.




LESSON 4 FAITH EXPERIENCE IT! SCRIPT

SUPPLIES: cardstock (4 sheets), scissors (prep only), big costume items (ideas: giant sunglasses, 3 very long fake beards, very tall walking stick, long-haired wig, 3–4 bathrobes or Bible-times tunics), tape

RESOURCES: Faithful Followers Initial Sheets (1 set/LG), Intro Music Sound Effect

Before kids arrive, print one copy of the Faithful Followers Initials Sheets onto cardstock. Cut out each letter. Ahead of time, invite four adult or youth volunteers to play the faithful followers in today's story: Noah, Moses, Abraham, and Sarah. Each volunteer will wear a silly costume. Because these faithful followers of God had big faith, provide very large costume pieces. For example, Noah, Moses, and Abraham can wear very long fake beards. Sarah can wear giant sunglasses, and Moses can carry a very tall walking stick. All four volunteers can wear bathrobes or Bible-times tunics. The volunteers can tape their respective first initial (from the Faithful Followers Initials Sheets) to their chest.



Gather the kids and play the Intro Music Sound Effect. **Get up on your feet, because today in God's big story, you're playing the part of a faithful follower of God! Faithful followers believe God and His promises, even when it's hard! And they put their belief into action by the way they live their lives. Faithful followers know that God is the only true superhero!**

During the story today, when I say, "Faithful followers, go!" you need to quickly jump to your feet and get into your best action pose. There will be a Faithful Follower Slide on the screen, and when you see it, show me your pose and shout out what the slide says! Let's give it a try!

Invite kids to stand up. **Show me your best faithful follower action pose.** Kids show an action pose. For example, they might stand with one arm and fist pointing powerfully to the sky or with their feet apart and hands on their hips. **Show me another one! Faithful followers, go!** Kids show a new faithful follower action pose. **I think you're going to be great at this!** Invite kids to take a seat.

Play the Intro Music Sound Effect and display the first Phrases Slide, with the words, "Way to go, God!" on it. **Faithful followers, go!** Invite kids to do their action poses while shouting out, "Way to go, God!" Then have kids sit back down.



Make It Inclusive: Read the phrases from the Phrases Slides out loud before having kids repeat them. This will enable all kids, including younger kids and reluctant readers, to participate fully!

Leader Tip: Consider telling the story in a commanding tone, like you're narrating a superhero movie. Read the script at a slow pace with frequent pauses.

Faithful followers, it's time for our story to begin! Almost 2,000 years ago, after Jesus went up to heaven and sent the Holy Spirit—God's powerful, wise, and loving presence—to His disciples, a follower of Jesus wrote a letter that we call Hebrews. The letter retells the amazing story of God and His people.

Just as a Hall of Fame honors extraordinary people in a particular sport or activity, the eleventh chapter of Hebrews is known as the Hall of Faith because it tells the stories of men and women who faithfully followed our extraordinary God. They had **big faith in our big God**, and we'll get to meet several of them today who are currently wearing some very **big costumes**.

First up is a faithful follower named Abraham. Have the Abraham volunteer to run on stage and freeze in a faithful follower action pose. **Long before Hebrews was written, God had promised Abraham that He would make him the father of a great nation—that Abraham would have more descendants (children, grandchildren, and great-great-great grandchildren) than he could count! The people of Israel were also called the Hebrews, or the Jews, and they were the nation God had promised Abraham.** To the Abraham volunteer: **Thanks, Abraham! You can stand off to the side of the stage for now. We'll get back to you soon!** Abraham exits stage area and stands nearby.

Hebrews tells about Abraham and other people in God's story who lived by faith. They had confidence God would do what He said He would do, even when they couldn't see it yet.

Invite the Noah volunteer to run on stage and freeze in a faithful follower action pose. **There was Noah, who listened to God and built an ark long before a drop of rain had fallen.** Invite the Moses volunteer to run on stage and freeze in a faithful follower action pose next to Noah. **There was Moses, who by faith led God's people through the Red Sea.** To Noah and Moses: **Thank you, faithful followers! You may stand off to the side of the stage.** Noah and Moses exit stage area and stand nearby.

There was Rahab, who welcomed two Hebrew spies into her home, and Gideon, who led God's people to victory over an enemy who had mistreated them for many years. There was Samuel, the prophet and judge, David, the shepherd king, and so many others. "Because of their faith," the writer of Hebrews says, "Their weakness was turned to strength" (Hebrews 11:33–34). And even though they didn't get to see all the things God had promised while they were alive, they continued to trust that God was good and faithful. And they put their hope in Him.

And, of course, there was Abraham and Sarah. Invite Abraham back up to the stage, this time with Sarah next to him. Encourage the volunteers to walk and act as though they are very old. **When God first promised Abraham that he would be the father of a great nation, it didn't look like Abraham was going to have any kids at all! He and his wife, Sarah, were already old and had no kids. But God told Abraham to leave his hometown and go to a land God would give him. Abraham trusted God and obeyed, even though he didn't know where he was going! And God promised Sarah that she would have a son, even though she was 90 years old and far too old to have a baby! But by faith, Abraham and Sarah believed God.**

And God kept His promises. In their old age, Sarah and Abraham had a son named Isaac. Play the Intro Music Sound Effect and display the second Phrases Slide, with the words, “Yes, God did that!” on it. **Faithful followers, go!** Invite kids to do their action poses while shouting out, “Yes, God did that!” Then have kids sit back down.



God gave Abraham and Sarah many descendants through their son, Isaac, as numerous as the stars in the sky and the sand on the seashore. And while Abraham didn't receive the land God promised while he was alive, God eventually fulfilled His promise and brought Abraham's descendants into a beautiful land. Play the Intro Music Sound Effect and display the third Phrases Slide, with the words, “Huzzah for God!” on it. **Faithful followers, go!** Invite kids to do their action poses while shouting out, “Huzzah for God!” Then have kids sit back down.



God is faithful, and He wanted all of us—those who are Jewish and those who are not—to be part of His family. God made this possible through Jesus, and His promises are for us too! Through Jesus, we can be part of God's family. So like Abraham, Sarah, and so many others before us, we can trust God and believe that He will do what He has promised because ... Play the Intro Music Sound Effect and display the fourth Phrases Slide, with the words, “God Is Faithful and Good!” on it. **Faithful followers, go!** Invite kids to do their action poses while shouting out, “God Is Faithful and Good!” Then have kids sit back down.



Invite the kids to join you in thanking all four volunteers with a round of applause!

Connecting the Wonder Truth

Display the Faith Wonder Truth Slide. **Our Wonder Truth today is GOD IS FAITHFUL AND GOOD. Where did you see our Wonder Truth in action in the story?** Allow kids to answer freely.



During the Old Testament, God's story was filled mostly with Jewish people. The writer of Hebrews wanted non-Jewish followers of Jesus,

called Gentiles, to understand how they also fit into God's big story. Hebrews also shows how Jesus fulfills all God's Old Testament laws and promises.

In Awe of God's Wonder

Spend a few moments allowing kids to think about the wonder of God's story.

The Bible says all the people in today's part of God's big story were still living by faith when they died, never receiving in their lifetime what God had promised them. In each case, however, God fulfilled His promises later. What do you think that says about these people who put their faith in God? Pause for kids to think and share. What do you think it shows us about God? Invite kids to answer freely.

Responding in Worship

SLIDE: RESPONDING IN WORSHIP

Talk about ways we can respond to what we are learning with next steps such as tithing, prayer, asking questions, and worship. Encourage kids to ask their SG leaders any questions they were wondering during the lesson.

***Introduce this next song and invite kids to respond and participate in worship. See the "Worship Posture Tutorial" on the RBKids Resource Page.

WORSHIP VIDEO: [I Could Sing of Your Love Forever](#)



Blessing Your Kids

Display the Faith Blessing Slide. Speak this blessing over your kids, as a group or as individuals. If you bless kids individually, insert each name into the blessing.

Blessing: May you remember that no matter what you face, God is faithful and good. He always keeps His promises and will do what He says He will do. He loves you, cares for you, and will be by your side every step of the way as you walk with Him!

