

LESSON 4 FAITH

LESSON AT A GLANCE


WONDER TRUTH: God Is Faithful and Good

SCRIPTURE: Hebrews 11

GOD'S BIG STORY: For hundreds of years, God's people demonstrate faith by their confidence that His promises will be revealed. God is faithful and good and does what He says He will do.

WORD OF WONDER: But the fruit of the Spirit is love, joy, peace, patience, kindness, goodness, faithfulness, gentleness, and self-control. —Galatians 5:22–23 (ISV)

- Play Stations:
 - Time's Up!
 - Faithful Follower Matching
 - Faith Coloring Sheet
- Curiosity Activity: Walk of Faith Challenges
- Word of Wonder: Galatians 5:22–23a
- Craft: God Is Faithful Clocks
- Circle Time: Timed Toss
- Declaring God's Wonder
- Prayer of Invitation
- Worship: Be a Light, Your Love for Me
- God's Big Story: Faith
- Connecting the Wonder Truth
- Responding in Worship: Glowing Faith
- Prayer and Blessing
- Game: Persevering When It's Hard





INVITATION

We invite you to pause, listen, and shift your gaze toward the Father ...

LESSON AT A GLANCE

WONDER TRUTH: God Is Faithful and Good

SCRIPTURE: Hebrews 11

WORD OF WONDER: Galatians 5:22–23a

Many years ago, I began to learn more about the world of the Bible—how the biblical writers thought and what their culture was like. One of my biggest takeaways was the biblical concept of faith. Faith, as defined by the Bible, is belief plus action. To me, faith had mostly been about having a list of true beliefs, such as “I believe Jesus died for my sins” or “I believe He is the way to salvation.” Yes, these are the right things to believe, but do I live out these beliefs? Do I practice obedience to Jesus? Do I just hear God’s Word—or do I do what it says?

Stop to read Hebrews 11. If you look at the list of those who are faithful, you see action jumping off the pages. Abel brought, Noah built, Abraham went, Isaac blessed, Joseph spoke ...

Our faith—a combination of beliefs and actions—makes us more like Jesus. As we live out the things we say we believe, God shapes us into His image because He is faithful and good.

As we see in Hebrews 11, God honors those who are faithful. As we walk by faith, trusting Him to do what He said, we can rest in the fact that He will make us more like Him because He remains faithful to His promises.

—Denise Morris Snyder

Spiritual Formation Pastor

Contributor to Wonder Ink

DID YOU KNOW?

FOUNDATION BUILDING BLOCKS

WHO?

The letter to the Hebrews is anonymous. Suggested authors include Paul; his traveling companion, Luke (the author of the Gospel of Luke and Acts); and Paul's co-workers, Apollos or Barnabas. Whoever authored the letter was a skilled writer and very familiar with Paul's teaching.

WHAT?

Hebrews 11 is often called the Hall of Faith because it shares the stories of faithful God-followers throughout history who have trusted in God and His promise, people whom God has rewarded for their faith. These faithful men and women are an example to us.

WHERE?

Despite the title of the book, the author doesn't identify the intended recipients. Yet the author's desire to help the audience see themselves as part of God's big story, as well as to understand Jesus as the fulfillment of God's promises to Israel, speaks to Jews and Gentiles (non-Jews) alike.

WHEN?

While we don't know the date that the letter was written, Clement of Rome (AD 96) quoted it, so it was written sometime before then.

CONNECTING TO GOD'S BIG STORY:

The letter of Hebrews has two major purposes: It teaches Gentile (non-Jewish) followers of Jesus how they fit in God's big story, which is mostly filled with Jewish people, and it shows how Jesus fulfills all God's laws and promises in the Old Testament.

Spark curiosity and get kids thinking about the wonder of God.

LESSON AT A GLANCE

WONDER TRUTH: God Is Faithful and Good
SCRIPTURE: Hebrews 11
WORD OF WONDER: Galatians 5:22–23a

Play Stations

SUPPLIES: time-keeping tools such as printed calendar, battery-operated digital alarm clock, analog clock, unbreakable hourglass with sand, kitchen timer; scissors (prep only); coloring utensils; cardstock (optional); laminator (optional)

RESOURCES: Faithful Follower Matching Cards (at least 2 sets), Faith Coloring Sheet (1 per kid)

Greet kids warmly as they arrive and briefly explain the play stations. Invite them to play at any of the play stations.

Welcome to church! While we’re getting ready to start, you can play at any of these stations to help get ready for our lesson today. Do you have any ideas what we’ll be learning about today?

Play Station: Time’s Up!


Set up: Set out a few types of time-keeping tools, such as a printed calendar, battery-operated digital alarm clock, analog clock, unbreakable hourglass with sand, and a kitchen timer.

Play: Let the kids play with the different time-keeping tools. Help them explore how each of them works and point out the different things we wait for on the calendar.

Play Station: Faithful Follower Matching

Set up: Ahead of time, print and cut apart two copies of the Faithful Follower Cards. Lay them face down. If you have a large group, make several sets. You can use cardstock (or laminate the cards) to make them more sturdy, if desired.

Play: Invite the kids to play a matching game with the cards and turn over a card, then turn over another and try to match the faithful follower to the corresponding card. The kids can color the cards if they want.



Play Station: Faith Coloring Sheet

Set up: Ahead of time, print one copy per kid of the coloring sheet and set out coloring utensils.

Play: Let the kids color. The kids can also turn the sheet over and draw a picture of themselves waiting for something.

Curiosity Activity: Walk of Faith Challenges

SUPPLIES: cardboard box, tub, or laundry basket (big enough for a kid to fit inside); blue sheet or blanket or disposable tablecloth cover (3); foam, sticker, or paper stars (many); stuffed animals or pictures of animals (optional); blindfolds (1 per kid, optional); chopsticks or clothespins (optional)

Set up three stations in the room. Kids will complete a challenge at each station to help them learn about the people from today's story.

Today we're going to learn about four people from the Bible who trusted God. The first person is Noah, who was saved by God on a big boat. Another person is Moses, who God used to help save God's people by performing a miracle so they could walk through a sea to safety. The other two people are Abraham and Sarah, who trusted God's promise of a family. God was faithful to these people, and they faithfully trusted and followed Him. We'll learn more about their stories later, but first, let's get curious!

If you have a large group, split the kids into small teams and let each team rotate through the three stations. If you have a small group, lead the kids through each of the stations together and let them all take turns doing the challenges.

Station 1: Set out a cardboard box, tub, or laundry basket (big enough for a kid to fit inside) and a blue sheet, blanket, or disposable tablecloth cover. You can also set out stuffed animals or pictures of animals on the ground.

The kids will gather the animals and take turns getting inside the pretend boat. Other kids can lift the blue sheet or blanket up and down like waves.

Station 2: Set out two rows of blue blankets, sheets, or disposable tablecloth covers. Some of the kids can take turns pulling the blue blankets apart to make a line through the middle, while the other kids walk through the middle of the blue blankets on the ground.

Station 3: Spread out foam, sticker, or paper stars across the ground. Have the kids gather up as many as they can. To make it more difficult, they can do it while blindfolded or by using chopsticks or clothespins that pinch open and closed.

Once you've all completed the Walk of Faith Challenges at each station, you'll have an idea about what we're learning today. We're learning about different times when God showed His faithfulness and kept His promises to people in the Bible. We'll learn that God is faithful and good, and we can trust Him like the people in the Bible.

Word of Wonder

SUPPLIES: Bible; shoeboxes, cardboard boxes, or blocks (10)

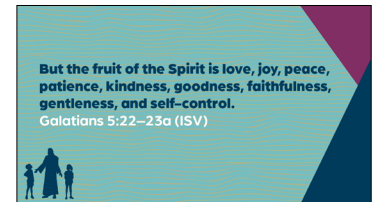
WORD OF WONDER

The fruit of the Spirit is love, joy, peace, patience, kindness, goodness, faithfulness, gentleness, and self-control.

—Galatians 5:22–23a (ISV)

Our Word of Wonder for the Be Like Jesus series is Galatians 5:22–23a. Let's practice saying the Word of Wonder together. Practice the verse with the kids.

Gather ten boxes or blocks and stack them on top of each other to form a tower.



God is faithful and good. And He is greater and stronger than anyone, even a superhero! The Holy Spirit is powerful. When we trust in Jesus, the Holy Spirit lives in us, changes us, and makes us like Jesus. All of the people we learned about were only strong because of God. God is amazing! Let's remember that as we say our verse. Each time we say a fruit of the Spirit, let's do a strong superhero kick in the air to remember how amazing God is. Repeat the verse several times, doing kicks.

Show the kids the tower of boxes. As you repeat the verse, invite each kid to take a turn doing superhero kicks to knock off boxes from the tower for each fruit of the Spirit. Make sure kids are out of the way, so they don't get kicked. Let the kids restack the boxes and repeat the activity, giving all kids a turn as you finish saying the verse together. If you have a lot of kids, make several stacks of boxes.

Encourage the kids to do the motions and say the verse with you.

- **THE FRUIT OF THE SPIRIT IS**—Draw a large “S” into the air.
- **LOVE**,—Pat your hands on your heart.
- **JOY**,—Put your arms up as if celebrating.
- **PEACE**,—Place palms together by cheek and ear to indicate “sleep.”
- **PATIENCE**,—Point to a pretend watch on your wrist.
- **KINDNESS**,—Pretend to give someone a hug.
- **GOODNESS**,—Make a thumbs-up.
- **FAITHFULNESS**,—Make two fists and start with the right fist on top, hitting the left fist, then switch and pound the left fist on top of the right.
- **GENTLENESS**,—Pretend to gently rock a baby.
- **AND SELF-CONTROL**,—Point to yourself with your thumbs.
- **GALATIANS 5:22–23a**—Hold your hands together as if opening a book.

Gather kids to discuss these questions:

- **How has God been good to you?**
- **What fruit of the Spirit is easiest for you? Which one is the most difficult?**

Craft: God Is Faithful Clocks

SUPPLIES: cardstock, scissors (prep only), paper plates (1 per kid), brass brad fasteners or paper clips (1 per kid), coloring utensils

RESOURCES: [God Is Faithful Clock Sheet](#) (1 per kid)

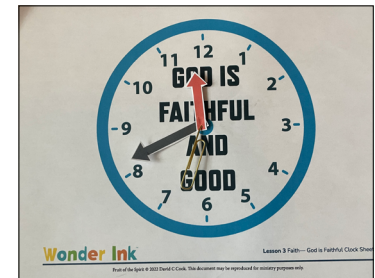
Ahead of time, print a copy of the God Is Faithful Clock Sheet onto cardstock for each kid. Cut out the arrows. Set out paper plates and brass brads or paper clips. Use the brass brads or paper clips to create arrows (two for each kid; one of each color).

Leader Tip: Remind kids who the faithful followers were from Hebrews 11 and encourage kids to tell you a summary of each person's story, if they can remember.



Let's remember the faithful followers we learned about today in God's big story.

- **Noah built a big boat called an ark, even before it started raining—because God told him to.**
- **Abraham and Sarah trusted God to give them a family.**
- **Moses led God's people to walk through the sea—because he believed God would save them.**
- **Rahab was brave and helped keep two of God's people safe because she had faith.**
- **Gideon led God's people to win over an enemy.**
- **Samuel listened to God and shared His messages.**
- **David was the king of Israel who trusted and worshiped God.**



In God's big story today, we learned about faithful followers of God. These people trusted God to keep His promises. God was faithful and good, and always did what He said He would do. But many of them had to wait a long time! Even when we wait for God's promises to happen, He is good and faithful all the time. We can trust Him. Using the clock, move the arrows so it shows one o'clock. Demonstrate for kids what one o'clock looks like. They may not know how to tell time on a clock yet, but that's OK! **God is good all the time! He is good at one o'clock, two o'clock, three o'clock, and every other time of the day. When I move the arrows to a time on the clock, you say, "God is faithful and good!"** Move the arrows and encourage the kids to say the Wonder Truth. Then give them their own clocks to decorate using colored pencils.

Invite kids to color the clocks. Use the brass brads to attach one long arrow and one short arrow to the center of the clock by pressing the brad through the ends of the arrows into the center of the plate. Open the brad so it will stay attached to the paper clock.

Take your clocks home to remind you to wait patiently for God to keep His promises and also to remind you that God is always good and faithful, all the time!

Circle Time: Timed Toss

SUPPLIES: timer, small ball

The faithful followers we learned about in God's big story trusted and obeyed God. They believed God was good, even when they couldn't see everything He was doing. They knew God would keep His promises. God kept every promise He made. So just like Abraham, Sarah, and all those other people, we can trust God and wait patiently too. We can believe that God will keep every promise because God is faithful and good. We'll do an activity where you pass around a ball and wait patiently for the timer. When it goes off, freeze, and whoever has the ball will answer a question.

Gather the kids in a circle. Set a timer for 5–10 seconds (or longer, if you have a lot of kids) and have the kids pass or toss a ball around the circle. When the timer goes off, ask the kid who is holding the ball a question. If that kid prefers not to answer, he can pass the ball to the next person who can answer if she chooses. It's OK to ask the questions more than once.

DISCUSSION QUESTIONS

- **Can you name one of the faithful followers in today's story?** (Abraham, Sarah, Noah, Moses, Rahab, Gideon, Samuel, David)
- **Do you remember one thing a faithful follower did because of faith in God?** (Abraham and Sarah trusted God to give them a family; Noah built a boat called an ark to save them from a flood; Moses led God's people to walk through the sea; Rahab kept two of God's people safe; Gideon led God's people to win over an enemy; Samuel listened to God and shared His messages; David trusted and worshiped God.)
- **Have you ever made a promise to someone? Tell about it.**
- **Is it easy to believe God keeps His promises? Why?**
- **What does this story teach us about God?**
- **How has God been faithful and good to you or your family?**
- **What is a promise God has made to us?**

God always keeps His promises. We can follow Him faithfully because we know He will always do what He says. God is faithful and good. Let's talk to Him in prayer.

Invite kids to share prayer requests and praises and to pray for each other. Some kids may not be comfortable praying out loud. That's OK! Encourage them to pray silently and thank God for being faithful and good, and for keeping His promises. God hears all our prayers!

Declaring God's Wonder

Show the Early Childhood Declaration Slide and encourage the kids to say the statements and do the motions with you.

Thank You, God, that You made me! (Kids repeat words and motions.)

Make prayer hands, then point up to God and to yourself.

And I am Your kid! (Kids repeat words and motions.) Put your hands on your hips.

Jesus loves me so much; (Kids repeat words and motions.)

Spread your arms out wide to your side one at a time, then pull them in for a hug around your chest.

His love for me is big. (Kids repeat words and motions.)

Hold your arms up high and wide above your head.

The Holy Spirit leads me, (Kids repeat words and motions.)

Bring your arms down from above and make a path in front of you.

And I can follow You. (Kids repeat words and motions.)

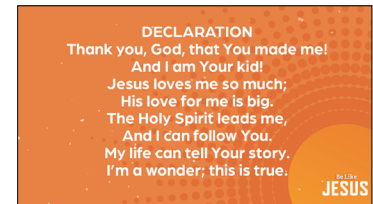
March in place like you're following the leader.

My life can tell Your story. (Kids repeat words and motions.)

Hold your hands in front of you like an open book.

I'm a wonder; this is true. (Kids repeat words and motions.)

Put your hands up, shake your fingers, and celebrate ("praise hands").



Prayer of Invitation

Before entering into God's big story, lead kids in a prayer of invitation. Use the prayer here or your own words: **God, thank You for always keeping Your promises. We know we can trust You because You are faithful and good. Thank You for being with us today. May Your Holy Spirit speak to us as we listen. In Jesus' name, Amen.**

Worship

Today we'll learn about how faithful and good God is, and how He always keeps His promises.

Let's sing about our good God together!

Play songs Be a Light, Your Love for Me and encourage the kids to sing and dance as they praise God.

God's Big Story

SUPPLIES: Bible; Bible Story Picture (1/SG)

Bible Time Rhyme

Say the Bible time rhyme (with motions) each week with the kids before the Bible story, to remind kids that what they're about to hear is part of God's big story.

I open my Bible, and what do I see? (Hold your hands together, then open palms, as if opening a book.)

God's big story, waiting for me! (Point to yourself.)

Let's start by hearing part of God's big story from the Bible!

GOD'S BIG STORY SCRIPT

SUPPLIES: Bible

RESOURCES: Hero Song Sound Effect

Ahead of time, cue the Hero Song Sound Effect.

Leader Tip: Encourage kids to freeze like a statue in their action pose as you share about each faithful follower. This will help them listen and engage with the lesson.

To help tell the story, you're going to stand up when you hear the Hero Song sound and do your best strong action pose. Demonstrate some strong action poses, such as hands on hips, one arm straight in front of you, flexing, etc. **Whenever you hear the song, do your pose and freeze until the song stops. We're going to hear about people who had strong and courageous faith.**

A long time ago, Jesus went to heaven and sent the Holy Spirit to His followers. The Holy Spirit is God's powerful, wise, and loving presence. A follower of Jesus wrote a letter that we call Hebrews. This letter is in the Bible. Hebrews tells the amazing story of God's people and God's faithfulness.

One of God's people was Abraham. Play song; kids pose. **Long before the book of Hebrews was written, God made a promise to Abraham. God told Abraham he would have a big family. Abraham's family would be so big that he couldn't count them all! Abraham did not have any kids. Abraham's wife, Sarah, was too old to have babies. But Abraham believed God. And it happened! Abraham and Sarah had a baby. That was just the beginning of the big family God promised Abraham. Their family got bigger and became a big group of people called the Hebrews, or the Jews.** Play song; kids pose. **They were God's special people.**

The book of Hebrews tells about Abraham and other people in God's story who lived by faith. "Faith is being sure of what we hope for. It is being sure of what we do not see" (Hebrews 11:1). To have faith is to trust with our hearts; this trust is shown through our actions. These people had trust that God would do what He said He would do, even when they couldn't see it yet. The letter to the Hebrews talks about other people who had faith in God too:

- **Noah built a big boat called an ark, even before it started raining—because God told him to.** Play song; kids pose.
- **Moses led God's people to walk through the sea—because he believed God would save them.** Play song; kids pose.
- **Rahab was brave and helped keep two of God's people safe because she had faith.** Play song; kids pose.
- **Gideon led God's people to win over an enemy.** Play song; kids pose.
- **Samuel listened to God and shared His messages.** Play song; kids pose.
- **David was a king of Israel who trusted and worshiped God.** Play song; kids pose.

All of these people had something special in common—they had faith. That means they trusted and obeyed God. They believed God was good, even when they couldn't see everything He was doing. They knew God would keep His promises.

God kept every promise He made. God wants everyone to be part of His family. God sent Jesus, so we can be part of God's family. So just like Abraham, Sarah, and all those other people, we can

trust God too. Play song; kids pose. **We can believe that God will keep every promise because God is faithful and good.**

Connecting the Wonder Truth

Ask the following question to help kids connect the Wonder Truth to God's big story:

Our Wonder Truth today is GOD IS FAITHFUL AND GOOD. Where did you see our Wonder Truth happen in the story? Allow kids to answer freely.

In the Old Testament, God's story was filled with people who trusted God to keep His promises. All of these stories show God's faithfulness. He is faithful to send a rescuer, Jesus, to save us. Jesus came from the family of Abraham and Sarah—the promise God made to Abraham happened. We can be a part of Abraham's family—God's family—when we trust in Jesus!

Prayer and Blessing

Let's talk to God. Give a thumbs up on one hand when I say, "faithful." Give a thumbs-up with your other hand when I say, "good."

God, thank You for being faithful (thumbs-up) and good (thumbs-up on other hand). We love You. In Jesus' name, Amen.

Encourage the kids to hold their hands out in front of them, with palms up, as if their hands are open to receive something. Tell them to listen and receive the blessing as you speak it over them.

Blessing: May you remember that no matter what you face, God is faithful and good. He always keeps His promises and will do what He says He will do. He loves you, cares for you, and will be by your side every step of the way as you walk with Him!

Responding in Worship: Glowing Faith

SUPPLIES: glow sticks (1 per kid), glow-in-the-dark stars (optional)

Wonder Ink RESOURCES: songs from the [Be Like Jesus Early Childhood Spotify playlist](#)

Today we learned from the book of Hebrews about Abraham and other people in God's story who lived by faith. We learned that "Faith is being sure of what we hope for. It is being sure of what we do not see" (Hebrews 11:1). To have faith is to trust with our hearts; this trust is shown through our actions. The people mentioned in Hebrews 11 had trust that God would do what He said He would do, even when they couldn't see it yet. Hold up an unbroken (or bent) glow stick. We can't see it yet, but this glow stick can make a beautiful light. We can trust that it will shine. Let's think about what it means to trust God and live by faith, even when we can't see God's promises yet, as we pray while holding a glow stick.

Invite each kid to take a glow stick and wait until you say, "now" to break (or bend) it. Younger kids may need help. Then dim the lights and let them hold up their glow stick. Play a song from the [Be Like Jesus Early Childhood Spotify playlist](#) and encourage the kids to pray and thank God for His faithfulness and goodness. If you have glow-in-the-dark stars, you can let the kids use the stars to make constellations and shapes as they pray and thank God with the lights dimmed.

Think of one way God has been faithful and good to you. Maybe it's forgiving your sins, loving you, giving you a wonderful family, healing you when you were sick, or helping you when you needed help. God is faithful and good, and even when it's hard for us to see, we can live by faith and trust Him. Hold up your glow stick as you pray and thank God. Invite the kids to take home their glow sticks as a reminder that they can have strong faith in God.

Game: Persevering When It's Hard

Encourage kids to spread out around the room. Be sure they keep space between them.

I'm going to give you some active challenges. You might get tired, but try to keep doing the challenges until I say, "Stop!" After each challenge, we'll repeat today's Wonder Truth together: God is faithful and good. We're learning about people whose faith (or trust) in God persevered even when it was hard. Persevere means to stay strong and not give up. Let's see if you can persevere when you get tired!

Active challenges can include the following (or feel free to make up your own). Allow kids to do each for about ten seconds, or until they get a little tired, then say, "Stop!"

- Jump up and down.
- Run in place as fast as you can.
- Do superhero leg kicks.
- Do arm circles.
- Stand on one foot.
- Do jumping jacks.
- March in place.
- Give high fives to as many people as you can.

Make It Inclusive: For kids who aren't physically able to (or don't want to) complete the physical challenges, give them other options, such as singing a song, clapping their hands, or pointing to the sky.

Sometimes waiting and staying strong with faith can be hard, but the faithful followers in God's big story knew God is faithful and good! They knew He would keep His promises. The God who was faithful and good to Noah, Moses, Abraham, Sarah, Rahab, Gideon, Samuel, and David is the same God who is faithful and good to you and me. If you believe that, your faith in God is as big as the heroes of faith in today's story!