

### LESSON 2 UNITY

#### LESSON AT A GLANCE


**WONDER TRUTH:** God Brings Us Together

**SCRIPTURE:** Ephesians 4

**GOD'S BIG STORY:** While in prison, Paul writes a letter to Jesus-followers in Ephesus, urging them to put aside their differences and live in unity with the help and power of the Holy Spirit.

**WORD OF WONDER:** But the fruit of the Spirit is love, joy, peace, patience, kindness, goodness, faithfulness, gentleness, and self-control. —Galatians 5:22–23 (ISV)

- Play Stations:
  - Precious People
  - Magnet Fun
  - Unity Coloring Sheet
- Curiosity Activity: Same and Different
- Word of Wonder: Galatians 5:22–23a
- Craft: One Heart
  - Read the Story!
- Circle Time: We Are Unified
  - --older group dismiss to LG if necessary
- Declaring God's Wonder
- Prayer of Invitation
- Worship: Be a Light, Your Love for Me
- God's Big Story: Unity
- Connecting the Wonder Truth
- Responding in Worship: Family Album
- Prayer and Blessing
- Closing Game: Unity Tag





## LESSON 2 FOR LEADERS

### INVITATION

We invite you to pause, listen, and shift your gaze toward the Father ...

#### LESSON AT A GLANCE

**WONDER TRUTH:** God Brings Us Together

**SCRIPTURE:** Ephesians 4

**WORD OF WONDER:** Galatians 5:22–23a

When I was in my teens, I often felt frustrated with my parents—as many teens do! I remember going through one particularly difficult moment with my mom and the Lord reminding me of a passage of Scripture I had just memorized: Ephesians 4. The Spirit prompted me to pray through that passage, asking God to keep me from bitterness and anger, to bring me unity with my mom.

Are there people in your life with whom you struggle to be unified? Read Ephesians 4:1–16, and as you do, picture those people.

Ephesians 4 is an encouraging chapter—living in unity is the calling we have received as we become more like Jesus. But it’s also a convicting chapter because we so often fail at being humble and gentle, and bearing with one another in love.

Do you see Paul’s instructions for unity being lived out in your Christian community? In your church? Do you live the life of unity that God calls you to?

As God’s people, we are to live in unity because it represents Him to the world around us. It’s impossible to do on our own, but as we receive help from the Holy Spirit, we can grow in grace, forgiveness, and unity as He brings us together.

—Denise Morris Snyder

Spiritual Formation Pastor

Contributor to Wonder Ink

**DID YOU KNOW?**

**FOUNDATION BUILDING BLOCKS**

**WHO?**

Paul wrote the letter to the Ephesians. Paul once believed that only Jewish people could be in God's family. But when Paul gave his life to Jesus, Jesus told him to preach that God wanted everyone—Jews and non-Jews—to be part of His family.

**WHAT?**

In Ephesians 4, Paul encourages Jesus-followers to be unified over their similarities despite their differences. Paul explains that his readers are like parts of Jesus' body—each part is different, but all are essential.

**WHERE?**

The earliest manuscripts of Ephesians don't include an addressee, so the letter was most likely meant to circulate among churches in multiple areas of the Roman empire. Paul wrote this letter while he was imprisoned in Rome.

**WHEN?**

Paul probably wrote the letter around AD 62 while he was a prisoner in Rome. He was most likely put to death by the Roman emperor Nero two years later.

**CONNECTING TO GOD'S BIG STORY:**

In Psalm 133, King David longs for unity: "How good and pleasant it is when God's people live together in unity!" (v. 1 NIV). Centuries later, Paul's words to the Ephesians express a similar desire—for God's people to "remain as one," living together in peace (Ephesians 4:3).

Spark curiosity and get kids thinking about the wonder of God.

### LESSON AT A GLANCE

**WONDER TRUTH:** God Brings Us Together

**SCRIPTURE:** Ephesians 4

**WORD OF WONDER:** Galatians 5:22–23a

### Play Stations

**SUPPLIES:** magnets, small metal objects (such as pipe cleaners or large paper clips), coloring utensils, people/animal Make a Face sticker sets (1 every 2 kids), sand (optional), small bin (optional)

**RESOURCES:** [Unity Coloring Sheet \(1 per kid\)](#)

Greet kids warmly as they arrive and briefly explain the play stations. Invite them to play at any of the play stations.

**Welcome to church! While we're getting ready to start, you can play at any of these stations to help get ready for our lesson today. Do you have any ideas what we'll be learning about today?**

#### Play Station: Precious People

**Set up:** Ahead of time, set out Make a Face Sheets

**Play:** Let the kids take turns creating people/animals using the materials provided. Encourage the kids to place eyes, a mouth, and hair on their people.

#### Play Station: Magnet Fun

**Set up:** Set out a magnet and metal items that will stick to magnets, such as paper clips or pipe cleaner pieces. For extra fun, bury magnetic items in sand and allow kids to search for "treasure" using the magnet.

**Play:** Let the kids play with the magnets to see how many objects they can pick up using the magnet.

**Leader Tip:** Supervise closely and make sure the magnets and objects are large enough that kids will not put them in their mouths.

#### Play Station: Unity Coloring Sheet

**Set up:** Ahead of time, print one copy per kid of the coloring sheet and set out coloring utensils.

**Play:** Let the kids color. The kids can also turn the sheet over and trace their hands. After tracing, they can add details, such as fingernails.

## Opening Activity Curiosity Activity: Same and Different

**SUPPLIES:** large pom-poms (at least 5 colors), small pom-poms (at least 5 colors), basket or bucket  
Mix up the large and small pom-poms. Dump them and invite the kids to sort pom-poms according to color and size.

As they sort, ask the kids questions: **What is the same about these pom-poms?** Allow kids to answer. (examples: soft, some are the same size, color, etc.) **What are some things that are different about the pom-poms?** Allow kids to answer.

Have the kids place the pom-poms in the basket and mix them up again.

Toss a pile of pom-poms on the floor on one side of the room and call out a color. Kids can take turns running to that side of the room to gather the color you called. Then put the pom-poms back in the basket.

**If someone asked what's in here** (point to the basket or bucket), **what would you say?** Allow kids time to answer. **Yes, pom-poms! Are all the pom-poms the same?** Allow kids to answer. **No! Some are the same, and some are different.**

**When we decide to follow Jesus, we become part of God's family. We're all His children. But are we all the same? No. We're like each other in some ways, but we're also different in some ways. We're all special to Him, and we also need each other. Today we'll learn how God brings us together.**

## Word of Wonder

**SUPPLIES:** Bible

### WORD OF WONDER

The fruit of the Spirit is love, joy, peace, patience, kindness, goodness, faithfulness, gentleness, and self-control.

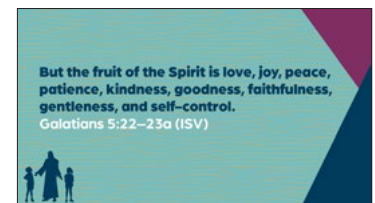
—Galatians 5:22–23a (ISV)

**Our Word of Wonder for the Be Like Jesus series is Galatians 5:22–23a. Let's practice saying the Word of Wonder together.** Practice the verse with the kids.

**As children of God and part of His family, we have the Holy Spirit to help us be like Jesus. Do you remember what Paul wrote that helps us**

**get along when we come together?** Allow kids to answer. (If needed, you can read Ephesians 4:2–3 again: “Be completely gentle. Be patient. Put up with one another in love. The Holy Spirit makes you one in every way. So try your best to remain as one. Let peace keep you together.”)

**Some of these words sound like our Word of Wonder! Gentleness, patience, love, and peace are all part of Paul's letter to the Ephesians. Let's see if we can remember our Word of Wonder about all the things the Holy Spirit helps us to have. That way, when we're together, we'll be able to treat each other like Jesus does.**



Encourage the kids to do the motions and say the verse with you.

- **THE FRUIT OF THE SPIRIT IS**—Draw a large “S” into the air.
- **LOVE**,—Pat your hands on your heart.
- **JOY**,—Put your arms up as if celebrating.
- **PEACE**,—Place palms together by cheek and ear to indicate “sleep.”
- **PATIENCE**,—Point to a pretend watch on your wrist.
- **KINDNESS**,—Pretend to give someone a hug.
- **GOODNESS**,—Make a thumbs-up.
- **FAITHFULNESS**,—Make two fists and start with the right fist on top, hitting the left fist, then switch and pound the left fist on top of the right.
- **GENTLENESS**,—Pretend to gently rock a baby.
- **AND SELF-CONTROL**.—Point to yourself with your thumbs.
- **GALATIANS 5:22–23a**—Hold your hands together as if opening a book.

**We call all these things the fruit of the Spirit, because the Holy Spirit helps us have all these things.**

**Let’s play a game to help us remember the fruit of the Spirit! The fruit of the Spirit helps us have unity and get along together, just like Paul wanted for his friends. We’re going to go on a journey, but we’re going to see if we can all go as “one,” all together! We’re going to follow the leader around the room, and when we get to each place in our journey, we’re going to stop and say the verse together. Are you ready?**

Invite the kids to follow you to one corner of the room. When you reach the corner, stop and have the kids help you check that everyone is together. Then have all the kids say the verse and do the motions with you. Then continue your “journey” to another corner of the room. Repeat several times, leading the kids together to different places around the room and saying the verse with the motions.

Gather kids to discuss these questions:

- **How can the fruit of the Spirit help us when we’re with other people?**
- **Which of the fruit of the Spirit do you think is the hardest for you?**

## Craft: One Heart // Read the Story

**SUPPLIES:** marker (prep only), large piece of white posterboard or butcher paper (1 per small group), scissors (prep only), coloring utensils, glue, ink pads (optional), rubber stamps (optional), wet wipes (optional)

**RESOURCE:** [Part of God's Family Sheet \(1 per kid\)](#)

Ahead of time, print one copy per kid of the Part of God's Family Sheet. Use the marker to draw an outline of a large heart on the posterboard or butcher paper.

Gather the kids around the table. Point out the heart. **Who can tell me what shape this is?** Allow the kids to answer. **That's right, it's a heart! What do we normally think of when we see a heart?** Allow the kids to answer. **Yes! We think of love. This big heart reminds us of God's family. Families love one another, help one another, and spend time together. God wants His people to care for each other too.**

**Today we are talking about how God brings us all together to love each other as one family. Paul taught that people who follow Jesus become part of God's family. God made us all different, but He brings us together through Jesus. This heart looks pretty plain and boring now. But each one of us can play a part in making this heart beautiful.**

Give each kid their own heart sheet. Let them decorate their heart using the coloring utensils. They can also use ink pads and stamps, or they can put their fingers on the ink pads and press their fingerprints onto their paper.

**Great job, everyone! This heart looks really beautiful! Do any of your hearts look the same?** Allow kids to answer. **God made each one of us different and unique. He also brings us all together in His family, and together we can share His love with the world.**

**Paul taught that we should be gentle, patient, loving, and peaceful with one another. When we follow Jesus, God helps us live this way together.**

**Say this with me: God brings us together.** *God brings us together*

As kids color, ask questions and write answers inside the large heart.

**What are some ways a family cares for each other?** Allow responses.

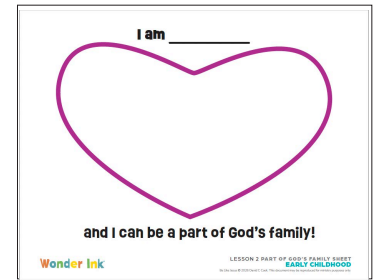
Examples if needed:

- Families help each other
- Families share
- Families are kind
- Families pray together
- Families forgive each other
- Families encourage each other
- Families love each other

Write their responses inside the large heart.

**When we trust and follow Jesus, we become part of God's family. God brings people together from all different places and families to love Him and love one another.**

Point to the large heart.



Look at all the ways God’s family can care for one another.

Say this with me: I can be part of God’s family. *I can be part of God’s family*

Help kids write their names on their papers if needed.

Your paper says, “I am \_\_\_ and I can be a part of God’s family.” When we follow Jesus, God brings us together as one family.

Say this with me: God brings us together. *God brings us together*

## Circle Time: We Are Unified

Gather the kids in a circle.

**Do we all look the same?** Allow kids to respond. **No, we all look different, and we’re all a part of God’s family. God brings us together. We’re going to play a game that will help us see that even though we’re different, we’re all known by God.**

**If you have on sneakers or tennis shoes, stand up.** Once kids are standing, ask one of the discussion questions below and allow them to answer together.

After they answer, have them sit down and repeat with the following prompts and the other qualifiers, such as:

**If you go to school, stand up.**

**If you like to dance, stand up.**

**If you like to eat pizza, stand up.**

**If you like to play outside, stand up.**

**Leader Tip:** The goal of this activity is not to single out kids for what they look like or what they have. Try to remind them that they’re all special and unique.

**Even though some kids go to school and others don’t, and some kids like to eat pizza while others don’t, we’re all part of God’s family! He brings us together.**

### DISCUSSION QUESTIONS

- **What did Paul want the Ephesians to know?** *(They’re all important in the family of God.)*
- **How do we become part of God’s family?** *(By trusting Jesus as our Savior and following Him)*
- **Who does Paul say is the head of the body of Christ?** *(Jesus)*
- **Why is it good that each person in God’s family is special and different?**
- **What is the same about all of us?**
- **What is one special way you can serve others or share Jesus’ story?**
- **How can we work together as part of God’s family?**
- **How do you feel about being part of God’s family?**

**Let’s come together now and pray to thank God for bringing us together.**

Invite kids to share prayer requests and praises and to pray for each other. Some kids may not be comfortable praying out loud. That’s OK! Encourage them to pray silently and thank God for hearing us and caring about us. God hears all our prayers!

## Declaring God's Wonder

Encourage the kids to say the statements and do the motions with you.

**Thank You, God, that You made me!** (Kids repeat words and motions.)

Make prayer hands, then point up to God and to yourself.

**And I am Your kid!** (Kids repeat words and motions.)

Put your hands on your hips.

**Jesus loves me so much;** (Kids repeat words and motions.)

Spread your arms out wide to your side one at a time, then pull them in for a hug around your chest.

**His love for me is big.** (Kids repeat words and motions.)

Hold your arms up high and wide above your head.

**The Holy Spirit leads me,** (Kids repeat words and motions.)

Bring your arms down from above and make a path in front of you.

**And I can follow You.** (Kids repeat words and motions.)

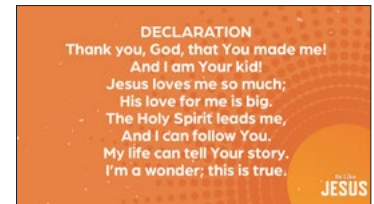
March in place like you're following the leader.

**My life can tell Your story.** (Kids repeat words and motions.)

Hold your hands in front of you like an open book.

**I'm a wonder; this is true.** (Kids repeat words and motions.)

Put your hands up, shake your fingers, and celebrate ("praise hands").



## Prayer of Invitation

Before entering into God's big story, lead kids in a prayer of invitation. Use the prayer here or your own words: **God, thank You for making each of us different. Thank You for loving all of us the same, no matter what! Thank You for bringing us all together. Help us hear from You today. In Jesus' name, Amen.**

## Worship

**Today we'll learn how God loves everyone and brings us all together. Let's sing a song about Jesus loving all the children in the world!**

Play music *Be a Light, Your Love for Me* and encourage the kids to sing and dance as they praise God.

## God's Big Story

**SUPPLIES:** Bible

**RESOURCES:** Bible Story Picture (1/SG)

### Bible Time Rhyme

Say the Bible time rhyme (with motions) each week with the kids before the Bible story, to remind kids that what they're about to hear is part of God's big story.

**I open my Bible, and what do I see?** (Hold your hands together, then open palms, as if opening a book.)

**God's big story, waiting for me!** (Point to yourself.)

**Let's hear part of God's big story, which comes from the book of Ephesians in the Bible.**

## GOD'S BIG STORY SCRIPT

**SUPPLIES:** Bible, envelope, paper, toy people figures (at least 8–10, if possible, both genders, various ages and ethnicities), stuffed animals (at least 8–10, optional)

Ahead of time, fold the sheet of paper like a letter and place it inside the envelope. Set all the supplies off to the side within easy reach. If you don't have enough toy people figures, you can use stuffed animals and pretend they're people.

**Jesus went to heaven and sent the Holy Spirit to His followers. The Holy Spirit is God's powerful, wise, and loving presence. A Jesus-follower named Paul traveled around to tell people about Jesus and start churches. After he left, Paul wrote letters to teach and help people there. Paul's letters are in the Bible.** Have a kid pick up the envelope and hand it to you.

**Paul wrote a letter to the Ephesians while he was in prison. Paul wrote the letter to tell the people in Ephesus how to grow closer to God and become stronger in their faith.** Open the envelope and take the paper out. **In his letter, Paul told the people something really important:** (Pretend to read from the letter that came out of the envelope.) **"Because of Jesus, we're all part of God's family!" That means that no matter where we're from, we all can be part of God's family when we trust in Jesus!**

**God created everyone, and He wants everyone to be included in His family. Who does God want in His family?** Allow kids to answer, "Everyone!" **God's family should be full of people from all kinds of places who speak different languages and look different from one another. God's family is made up of men** (have a kid pick up the play men figures and set them in front of you), **women** (have a different kid pick up the play women figures and set them in front of you), **and kids** (have a different kid pick up the young play people and set them in front of you) **from every nation and tribe, every language, race, and ethnicity. God is the One who makes people special and different, and He wants His family to show that.**

**But sometimes people argue or feel left out because they are different.** Have a kid move the play people apart and face them away from each other. **Paul said it should not be that way. He said that God wants His family to be full of peace and love—to show love to one another, even when our differences make it hard. He said we should be gentle and kind with others and to let peace unite us. That means to hold us together as one family.** Have a few kids move all the play people close together again and face them toward each other.

**Paul said that everyone in God’s family shares the same Holy Spirit and the same hope of living forever with God. All Jesus-followers serve and worship God. All Jesus-followers are one family, and that family includes us!**

**Paul also said that God’s family is like a body. Jesus is the head of the body. He leads and guides us. Jesus’ followers are like the different parts of a single body. Every part of the body is valuable! We need all the parts of the body. Without feet, we could not walk** (have kids stomp their feet on the ground from their sitting position, if they’re able). **Without eyes, we could not see** (have kids cover their eyes, then open them).

**Every part is important, and every person has a special purpose. The Holy Spirit gives each person a special way to serve and help one another. That is called a spiritual gift. Some people teach** (have a kid pick one play person to be a teacher), **some help** (have a kid pick another play person to be a helper), **some lead** (have another kid pick a play person to be a leader), **and some share stories** (have another kid pick a play person to be a storyteller). **Together, all the parts of the body help share Jesus’ story with the world. As we work together like one body, we become more loving, and we grow to be more like Jesus.**

**God made each of us different on purpose. And that’s a good thing! Followers of Jesus all part of God’s family—united as one because God brings us together.**

**Make It Inclusive:** As you explain what it means that we are the body of Christ, be sensitive to kids with unique needs or physical limitations. For example, if a kid in your group is blind or vision impaired, consider using a different body part and action (rather than covering and opening their eyes) as an example.

## Connecting the Wonder Truth

Ask the following question to help kids connect the Wonder Truth to God’s big story:

**Our Wonder Truth today is GOD BRINGS US TOGETHER. Where did you see our Wonder Truth happen in the story?** Allow kids to answer freely.

**David was a shepherd, king, and poet who lived during the Old Testament. David wrote many song poems called psalms. In Psalm 133:1, David wrote, “How good and pleasant it is when God’s people live together in unity!” (NIV). Unity means we’re not fighting each other or going in different directions. It means we’re getting along together, and we love and respect each other as one group. Hundreds of years later, Paul wrote similar words to the Ephesians. “The Holy Spirit makes you one in every way,” he told them, “So try your best to remain as one” (Ephesians 4:3a).**

## Prayer and Blessing

Ask the kids what their favorite thing is about being in God’s family. Then pray with them and thank God for creating each of us and giving us all different things we like and are good at—things we can use to worship Him and to show His love to others. Thank God also for reminding us that just like each part of our body has a special purpose, each person in God’s family has a special purpose as well.

**Let’s hold our feet still, keep our mouths quiet, and raise our hands to God as we pray.** Pause to allow kids to respond and raise hands.

**God, thank You for bringing us together so we have each other. Thank You that You made each one of us unique and different, and that we’re all part of Your family. Help us show love and kindness to one another. Help us be more like Jesus as we care for those in God’s family. We love You and are thankful to be known by You and by others. In Jesus’ name, Amen.**

Encourage the kids to hold their hands out in front of them, with palms up, as if their hands are open to receive something. Tell them to listen and receive the blessing as you speak it over them.

**Blessing:** God made each of us unique and special, and He brings us all together. May you always remember that God loves you just as you are, and that He wants you to love others just as He does. He will love you always, no matter what.

## Responding in Worship: Family Album

**SUPPLIES:** coloring utensils, stickers

**RESOURCE:** Family Album Photo Sheet (1 per kid) \*back of God's Family Sheet


Ahead of time, print one copy per kid of the Family Album Photo Sheet.

**God made every one of us unique. There’s no one in the world who is exactly like you! He made each one of us with differently. We each have different things we’re good at and different personalities. Just like in Paul’s letter, some people teach, and others tell stories. Some people are good at sports, while others are good at singing or playing an instrument. Some people like to be loud and full of energy, and other people like to be quieter and think things through. Some people like pizza or ice cream, and other people don’t like those foods. We’re all unique!**

**What’s one of your favorite things to eat?** Allow kids to answer. **What’s your favorite game to play?** Allow kids to answer. **What’s your favorite color?** Allow kids to answer.

**We’re going to take some time to thank God for how He made us and how we can use the things about us to help others in His family!**

Set out the coloring utensils and stickers. Give each kid a Family Album Photo Sheet. Have kids draw their own “photo” of themselves. Then have them decorate around their photo by attaching stickers and drawing things they are good at, foods they like, activities they enjoy doing, people in their family, etc. If possible, choose stickers for this activity that display various foods, interests, and activities.



Once kids are finished, let them share about how they decorated around their photo. Remind them that God made every one of us unique. Then invite the kids to bring their pictures together on the floor to make a circle as they pray and thank God for making each one unique, and ask God to help us become unified as one body.

**Great job, everybody! This reminds us that God made every one of us on purpose, for a purpose. And we can use all the things about us to worship God and to share His love with others in God’s family. Together, all the parts of the body help share Jesus’ story with the world. As we work together like one body, we become more loving, and we grow to be more like Jesus. God made each of us different on purpose. We’re all part of God’s family—united as one because God brings us together.**

### Closing Game: Unity Tag

Today we learned that God brings us all together. He wants us to love everyone, no matter who they are or what they look like. Even if they are different from us, they’re still a child of God.

We’re going to play a game of tag, but when you get tagged, instead of freezing where you are, you’ll hold hands or link elbows with the tagger. Together, you’ll run and try to tag someone else. When someone else is tagged, that person will also join your chain. Keep going until everyone in the room is part of one big chain. And remember, we’re all part of God’s family, and we can work together to serve God and share His story!

Play as time permits, allowing different kids to be the first tagger.

**Leader Tip:** Instead of having the kids join hands as they are tagged, have the tagged kids run to a certain spot in the room and stay there. The goal is for the tagger to try to get all the kids gathered in one spot.

**Make It Inclusive:** For kids who are physically unable to run, give them a small soft ball or a pair of socks folded together. These kids can help the tagger by throwing the ball or a pair of socks to tag others. If kids get hit with the ball or socks, or if they are tagged, they gather together in the area with the kid who is throwing the ball or socks. Play until all players are gathered in one spot. Play multiple rounds if time allows.

**VIEW THE GOD’S BIG STORY VIDEO**

