

### LESSON 3

## JESUS HEALS A MAN WHO IS BLIND

### LESSON AT A GLANCE

**WONDER TRUTH:** Jesus Has Power to Heal

**SCRIPTURE:** Mark 10

**GOD'S BIG STORY:** Bartimaeus—who is blind—shouts out to Jesus from the roadside where he sits begging for money. Jesus asks what Bartimaeus needs then restores his eyesight, showing that Jesus has power to heal!

**WORD OF WONDER:** How great God is! We'll never completely understand him. —Job 36:26a

- PRE-SERVICE
  - OPTION 1 Multisensory Activity: What's That Sound?
  - OPTION 2 Interactive Game: The Great Sound Matchup
- Welcome Question: Would you rather be in a crowded place or a quiet space? Why?
- SMALL GROUP
- Declaring God's Wonder
- Prayer of Invitation
- Worship: Praise The Lord, Goodbye Yesterday
- God's Big Story
- Connecting the Wonder Truth
- In Awe of God's Wonder
- Responding in Worship: Great Are You Lord
- Blessing Your Kids



### INVITATION

We invite you to pause, listen, and shift your gaze toward the Father ...

### LESSON AT A GLANCE

**WONDER TRUTH:** Jesus Has Power to Heal

**SCRIPTURE:** Mark 10

**WORD OF WONDER:** Job 36:26a

When I'm sick, I spend a lot of time thinking about healing. I plead to God for a quick fix to whatever illness it is this time, thank Him once I'm feeling better—and then I move on. I forget how it felt to be sick. Until the next time.

Take a moment to read Mark 10:46–52. Jesus and His disciples are leaving Jericho when they encounter Bartimaeus, a man who is blind. When he hears that Jesus is there, he calls out for healing: “Jesus! Son of David! Have mercy on me!” (v. 47). Jesus responds and heals Bartimaeus. Bartimaeus is no longer blind, and he immediately begins following Jesus!

Would you?

When I recover from a cold, my life goes back to business as usual. I rarely make a change afterward. Sometimes my walk with Jesus looks like that too. He does something amazing, and I move on. But Jesus has something better in mind for us.

We all need healing from something, whether that is sickness, addiction, heartache, or other brokenness. The Bible gives us good news that Jesus has power to heal. Jesus' healing isn't a quick fix—it's utterly life-changing. It's an invitation to leave behind our old lives and follow Him.

What do you need healing from today? Jesus has power to heal, and He's ready for you to ask and follow Him.

—**Caroline Wiggins**

Children's Ministry Volunteer and Curriculum Intern

Wonder Ink Development Team

LESSON 3 FOR LEADERS  
JESUS HEALS A MAN WHO IS BLIND

**DID YOU KNOW?**

**FOUNDATION BUILDING BLOCKS**

**WHO?**

Bartimaeus, a man who was blind, begged alongside the road to Jericho where many people passed by. He would have been viewed as an outcast because of his physical disability, and he would have depended solely on the money he received begging for his livelihood.

**WHAT?**

Bartimaeus cries out to Jesus, “Son of David!” (Mark 10:47). This was a Jewish title for the Messiah. When Jesus began His ministry, He read from Isaiah 61 as a declaration that the prophesy is fulfilled in Him. He is the Messiah who would recover “sight for the blind” (Luke 4:18 NIV).

**WHERE?**

Jericho in the Old Testament and Jericho in the New Testament are in two different locations. New Testament Jericho was near King Herod’s palace, about a mile south of Old Testament Jericho. Jesus was likely walking between the two Jerichos on a well-traveled road.

**WHEN?**

After Jesus healed Bartimaeus, He headed into Jerusalem and toward the climax of His mission on earth—His death and resurrection.

**CONNECTING TO GOD’S BIG STORY:**

After Bartimaeus is healed, he follows Jesus along the road to Jerusalem, where people welcome Jesus triumphantly as the One who would bring “the coming kingdom of our father David” (Mark 11:10). As Bartimaeus follows Him, Jesus literally ushers in the kingdom He has promised but in a way that few expect—through His death and resurrection.

#### Large Group

Spark curiosity and get kids thinking about the wonder of God.

#### LESSON AT A GLANCE

**WONDER TRUTH:** Jesus Has Power to Heal

**SCRIPTURE:** Mark 10

**WORD OF WONDER:** Job 36:26a

#### As kids arrive...

Around 20 minutes before service begins, display series theme loop. Play high-energy music in the background.

LG Leader walks around the room on mic and greets kids by name as they enter the room. Be extra intentional about introducing yourself to new parents and kids.

**SLIDE: SERIES THEME LOOP**

**VIDEO: COUNTDOWN** (2min OR 30sec) Start a countdown to begin game 10 minutes prior to service start)

#### OPTION 1 Multisensory Activity: What's That Sound?

**SUPPLIES:** small plastic eggs or opaque bottles (8), small objects (like coins, buttons, blocks, dry beans, paper clips, etc.), permanent marker (prep only), whiteboard, dry-erase marker, masking tape (optional)

Ahead of time, place eight small objects in separate opaque plastic eggs or bottles. If using plastic eggs, seal them closed with masking tape. You can use objects such as coins, buttons, blocks, dry beans, and paper clips. You might include more than one of the same object in some bottles or eggs. Using a permanent marker, number the eggs or bottles 1–8. Also list the numbers 1–8 on a whiteboard.



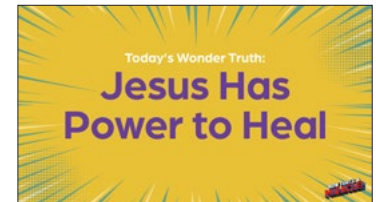
Display the *What's That Sound?* Slide and gather the kids. **We're going to do an activity where you try to guess what's inside these containers based only on sound.** Place the eggs or bottles in the middle of your group. Invite kids to shake the containers and listen for the sound. (They shouldn't open the containers!) Have them share their guesses as they shake each container and let them write their guesses next to the appropriate number on the whiteboard. (For younger kids, invite a leader or older kid to be the scribe who writes on the whiteboard.)

**Leader Tip:** If your group is large, consider preparing multiple sets of eggs or bottles. Invite kids to form smaller groups and give each small group a set of containers to shake, listen to, and then guess what's inside.

**Make It Inclusive:** Modify this activity for kids who are deaf or hard of hearing. Instead of listening to items in bottles or plastic eggs, invite kids to close their eyes and touch different items to see if they can determine what each item is.

Once everyone has had a turn shaking the containers and guessing the sounds, begin at number one and reveal what’s inside. Do the same for each container. See if anyone was able to correctly identify all the sounds.

**You all did an amazing job identifying the sounds different objects make! In God’s big story today, we’ll encounter a man who shouted to be heard among the crowd of people who had gathered around Jesus. This man was blind and unable to see, which means it’s likely he would have developed a strong sense of hearing and have been very good at the game we just played! Display the Blind Wonder Truth Slide. This man**



**got to experience our Wonder Truth in a very personal way: JESUS HAS POWER TO HEAL.**

**Make It Inclusive:** Be particularly sensitive to kids in your group who are blind or have low vision. Let them know ahead of time about the story they’ll be learning so they’re not surprised by it. Some kids may want to share with the group about their own experiences as a person with limited sight while others will not, so be sure to talk with them beforehand.

## OPTION 2 Interactive Game: The Great Sound Matchup

**SUPPLIES:** scissors (prep only), basket or container

**RESOURCES:** Sound Matchup Slips Sheet (1 copy per 20 kids) **\*\*BY REQUEST**


Ahead of time, print one copy of the Sound Matchup Slips Sheet for every 20 kids. Cut the slips apart and place them in a basket or container. Make sure every “Make the Sound” slip has a matching “Listen for” slip so that each kid has a partner to find. So, if you remove some slips from the basket, be sure to also remove their matches.

Make the Sound ...	Listen for ...
Make the sound of a train.	Listen for a train.
Make the sound of a car horn.	Listen for a car horn.
Make the sound of a baby crying.	Listen for a baby crying.
Make the sound of a dog barking.	Listen for a dog barking.
Make the sound of a cat meowing.	Listen for a cat meowing.
Make the sound of an ambulance siren.	Listen for an ambulance siren.
Make the sound of a truck squeaking.	Listen for a truck squeaking.
Make the sound of a cow mooing.	Listen for a cow mooing.
Make the sound of a phone ringing.	Listen for a phone ringing.
Make the sound of a rain.	Listen for rain.

Wonder Ink LESSON 3 SOUND MATCHUP SLIPS SHEET

**Make It Inclusive:** If any kids are deaf or hard of hearing, modify this activity by having kids with “Make the Sound” slips make the actions of their assigned animals rather than the sounds. Kids with “Listen for” slips will identify their matches by looking for their animals rather than listening for them.

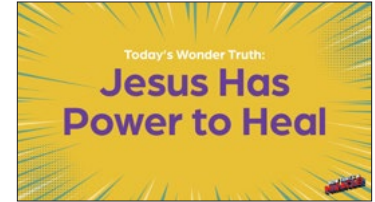
Display The Great Sound Matchup Slide and gather the kids. **Let’s play a game in which half of you will be making sounds and the rest of you will be listening very carefully!** Have each kid pull a Sound Matchup Slip from the basket and not show it to anyone. Explain that when you say, “Go,” kids whose slips include the words, “Make the sound of \_\_\_\_” will move throughout the room making that assigned sound.



At the same time, kids whose slips include the words “Listen for \_\_\_\_” will move throughout the room listening for that sound. When the listener finds the person making their sound, they can compare slips. If they’re a pair, they can link arms and sit down together. Invite kids to stand, and then say, “Go!”

If time allows, play multiple rounds with kids pulling new slips each time. You can make it more challenging for the listeners by having kids whisper the sounds.

**You all did a great job as listeners and noise makers! In God’s big story today, we’ll encounter a man who made a lot of noise to be heard above the crowd as Jesus walked by. This man was blind and unable to see, which means it’s likely he would have developed a strong sense of hearing and have been very good at the game we just played! Display the Blind Wonder Truth Slide. This man got to experience our Wonder Truth in a very personal way: JESUS HAS POWER TO HEAL.**



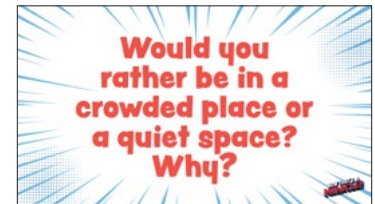
## Welcome Question

**SUPPLIES:** paper, coloring utensils, poster board OR , whiteboard, dry-erase markers (if needed)

### SLIDE: WELCOME QUESTION

**At service start time,** draw kids' attention to the Welcome Question. Invite kids to write answers on the poster board or whiteboard.

**I think it’s so cool how every one of us is unique from each other! Some of us prefer busy, bustling cities or theme parks while others prefer a quiet room or peaceful nature trail. Today we’re going to hear about a man who shouted out to Jesus in a very crowded place. But first, it’s time for small group.**



## Small Group

Introduce small group time. While kids are in small group, consider sitting in the groups for a few minutes each. Engage and interact as is appropriate.

## Countdown

After about 15 minutes of small group, give a 5 minute warning and begin the countdown.

### VIDEO: COUNTDOWN

**"Hey everyone! Welcome to our Large Group Worship time! My name is \_\_\_\_\_ and I'm excited to take this time to worship God, review what we just read, and talk about ways we can respond to what we are learning about God! We are going to pray as we prepare our hearts to worship God!"**

## Declaring God's Wonder

Display the [Blind Declaration Slide](#). Read each line boldly and invite kids to repeat after you.

**Thank You, God, that You are good!** (Kids repeat.)

**You made me on purpose, for a purpose.** (Kids repeat.)

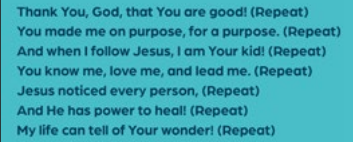
**And when I follow Jesus, I am Your kid!** (Kids repeat.)

**You know me, love me, and lead me.** (Kids repeat.)

**Jesus noticed every person,** (Kids repeat.)

**And He has power to heal!** (Kids repeat.)

**My life can tell of Your wonder!** (Kids repeat.)



Thank You, God, that You are good! (Repeat)  
You made me on purpose, for a purpose. (Repeat)  
And when I follow Jesus, I am Your kid! (Repeat)  
You know me, love me, and lead me. (Repeat)  
Jesus noticed every person, (Repeat)  
And He has power to heal! (Repeat)  
My life can tell of Your wonder! (Repeat)

## Prayer of Invitation

Lead kids in a prayer of invitation before entering into worship and God's big story: **God, thank You for being our God. You know us and call us Your friends. By the power of Your Holy Spirit, help us to understand that You are the healer! In Jesus' name, Amen.**

## Worship

Today we'll hear how Jesus responded to a man who was blind but had faith that Jesus could heal him. Jesus has power to heal! Let's worship Him now!

Play worship songs [Praise The Lord](#), [Goodbye Yesterday](#) and encourage the kids to sing and dance as they praise God.

## God's Big Story

Display the [Blind Title Slide](#). Explain that today's story can be found in the second half of the Bible called the New Testament.

Today we are learning about a man who would not stop calling out to Jesus because he believed Jesus could help him. Watch how Jesus hears Bartimaeus, stops everything, and changes his life. As you watch, think about what it means to trust Jesus enough to call out to Him.

[VIDEO: GODS BIG STORY](#)



# LESSON 3 JESUS HEALS A MAN WHO IS BLIND

## EXPERIENCE IT! SCRIPT

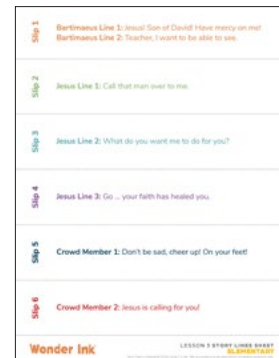
**SUPPLIES:** scissors (prep only)

**RESOURCES:** [Story Lines Sheet \(1/LG\)](#)

Ahead of time, print the Story Lines Sheet and cut apart the slips.

**I need your help telling today's part of God's big story! OK, we need six kids to read the lines of people in the story: two crowd members, three kids reading the lines of Jesus, and one person to read the part of Bartimaeus (Bahr-tih-MAI-uhs).**

Choose six volunteers who can read. Give each of them a slip of paper with their lines on it. Note that the person playing Bartimaeus will have two lines. (If pre-readers want to participate, pair them with older kids who can teach them their lines ahead of time. Then they can say their parts together. This works particularly well with the "Crowd Member" lines.) When it's time for each kid to read her lines, invite her to the front or have her simply stand and say the line right where she is—whichever works best in your setting!



**Thank you for volunteering! I'll let you know when it's time to read your lines. Let's begin our story from the book of Mark.**

**One day, as Jesus was on His way to Jerusalem, two of His disciples—His 12 closest followers—came to Him and asked for the special privilege of sitting next to Him when He reigned as King. They didn't understand that God's kingdom is not like the kingdoms of the earth, where the highest officials order others around. In God's kingdom, anyone who wants to be important must lower themselves and serve others.**

**When the other 10 disciples heard what the two had asked, they were very angry! How dare they try to make themselves more important than the rest of them, they thought! The disciples didn't realize it yet, but they were about to witness Jesus heal someone who, according to most people, wasn't important at all.**

**As they walked on, Jesus and His disciples came to a city named Jericho. Wherever Jesus went, large crowds gathered to hear His teachings and be healed. Jericho was no different! As Jesus and His disciples were leaving the city, they came upon a man named Bartimaeus (Bahr-tih-MAI-uhs), who was blind and was sitting by the side of the road. Like many people at this time who were outcasts because they had a disease or disability, Bartimaeus lacked basic needs like food. So his days were spent begging others for money. When Bartimaeus heard that Jesus was passing by, he shouted ... Ask your Bartimaeus to read his first line only.**

Bartimaeus Line 1: **Jesus! Son of David! Have mercy on me!** (Mark 10:47)

**Many people in the crowd were annoyed by the beggar's shouting, and they told Bartimaeus to be quiet. However, Jesus stopped and asked His disciples ...** Invite the kid with the "Jesus Role 1" slip to read his line.

Jesus Line 1: **Call that man over to me.**

**So, they did! They told Bartimaeus to cheer up and get up because Jesus was calling for him.**

**Crowd member 1, what's your line?**

Crowd Member 1: **Don't be sad. Cheer up! On your feet!**

**And crowd member 2? It's your turn!**

Crowd Member 2: **Jesus is calling for you!**

**So, Bartimaeus threw aside his outer coat he used to collect money in, jumped to his feet, and went to Jesus. Jesus asked him ...** Encourage the kid with "Jesus Line 2" to read.

Jesus Line 2: **What do you want me to do for you?** (Mark 10:51)

**Bartimaeus answered ...** Ask your Bartimaeus to read his Line 2.

Bartimaeus Line 2: **Teacher, I want to be able to see.**

**Let's wonder for a moment. How do you think Bartimaeus is feeling? Excited? Scared?** Invite responses from the kids. **What do you think is going to happen?** Allow kids to respond freely. **Let's find out !**

**As a man who was blind, Bartimaeus was used to begging for money. Being able to see would mean starting a new way of living. If Jesus healed him, everything in his life would change. Bartimaeus knew Jesus had the power to do it, and he trusted that Jesus could rescue him from the life he was living.**

**Jesus responded to Bartimaeus ...** Invite the kid with Jesus Line 3 to read.

Jesus Line 3: **Go ... your faith has healed you.** (Mark 10:52)

**Instantly, Bartimaeus could see! And he followed Jesus—not just down the road but into a new way of living.**

**Wow! What a miracle—an amazing sign that God is at work! Can we thank our volunteers?** Encourage kids to clap to thank the volunteers as you collect the reading strips.

**Jesus, who noticed a man that others considered unimportant, cared for him by giving him something that would change his entire life—sight! Jesus has power to heal.**

## Connecting the Wonder Truth

Display the Blind Wonder Truth Slide. Our Wonder Truth today is **JESUS HAS POWER TO HEAL**. Where did you see our Wonder Truth in the story? Allow kids to answer freely.



**After Bartimaeus is healed, He follows Jesus along the road to Jerusalem. As Jesus enters the city, people welcome Him as King by shouting "Hosanna! ... Blessed is the coming kingdom of our father David!" (Mark 11:9–10). What they didn't realize is that Jesus was about to die and rise again. This is how He would usher in God's kingdom!**

## In Awe of God's Wonder

Spend a few moments allowing kids to think about the wonder of God's story.

Tell kids you're going to count backward from 10, and when you arrive at zero, they can open their eyes.

**How do you think the man who was blind felt when he opened his eyes and could see?** Allow kids time to share their answers.

**If you could ask Jesus any question about what happened in this story, what would you ask Him?**

Encourage kids to share their answers with a neighbor.

## Responding in Worship

### SLIDE: RESPONDING IN WORSHIP

Talk about ways we can respond to what we are learning with next steps such as tithing, prayer, asking questions, and worship. Encourage kids to ask their SG leaders any questions they were wondering during the lesson.

\*\*\*Introduce this next song and invite kids to respond and participate in worship. See the "Worship Posture Tutorial" on the RBKids Resource Page.



### WORSHIP VIDEO: GREAT ARE YOU LORD

## Blessing Your Kids

Speak a blessing over your kids. Encourage the kids to hold their hands out in front of them, with palms up, as if their hands are open to receive something. Tell them to listen and receive the blessing as you speak it over them.

**Blessing:** May you experience Jesus' healing power in your life! May God give you great faith to believe that Jesus can do what you need Him to do. God hears you, sees you, and loves you. You are special to Him!