

### LESSON 1

## JESUS CALMS THE STORM

### LESSON AT A GLANCE

**WONDER TRUTH:** Jesus Has Power over Creation

**SCRIPTURE:** Mark 4

**GOD'S BIG STORY:** Jesus demonstrates His power over creation when He commands the wind and the waves to be still, and they obey!

**WORD OF WONDER:** How great God is! We'll never completely understand him. —Job 36:26a

- PRE-SERVICE:
  - OPTION 1 Interactive Game: Mother, May I?
  - OPTION 2 STEM Activity: Inflate to Accelerate!
- Welcome Question: If you could be in charge of anything, what would you choose?
- SMALL GROUP
- Declaring God's Wonder
- Prayer of Invitation a
- Worship: Praise The Lord, Goodbye Yesterday,
- God's Big Story
- Connecting the Wonder Truth
- In Awe of God's Wonder
- Responding in Worship: Great Are You Lord
- Blessing Your Kids



### INVITATION

We invite you to pause, listen, and shift your gaze toward the Father ...

### LESSON AT A GLANCE

**WONDER TRUTH:** Jesus Has Power over Creation

**SCRIPTURE:** Mark 4

**WORD OF WONDER:** Job 36:26a

I was soaked, and there was nowhere to go. It was a simple day trip, and I wasn't expecting a storm. Then almost as quickly as the first clap of thunder roared and sheets of rain commenced, the storm stopped.

Most of my friends had spent the night nearby so they had a change of clothes. They calmly went off to find dry clothing. I ended up sitting through dinner still mostly wet.

I remember that storm every time I'm packing for a day trip now. The result? I always pack an extra set of clothes.

Read Mark 4:35–41.

I wonder how the disciples' lives were changed and what they recalled after that day. Someone sleeping through a furious squall like Jesus did? That may have stayed with them.

Jesus demanding the daunting seas to be quiet and then immediate stillness happens? Never seen that before.

Every one of Jesus' responses was in stark contrast to what was happening all around them. Terror? Peace. Lack of faith? A deep knowing that everything is at His command. He is steady when we're not. He is steady when the world around us rages. Because He has power over the wind and waves.

Who is this? The One who knows you. The One who cares for you in every way with a calm and secure presence. How might knowing this change you?

—Rebecca Stone

Children's Ministry Leader and Author

Wonder Ink Development Team

**DID YOU KNOW?**

**FOUNDATION BUILDING BLOCKS**

**WHO?**

The book of Mark, which emphasizes Jesus' actions, begins by introducing Jesus as "the Messiah, the Son of God" (1:1). This description answers the question the disciples asked after He calmed the storm: "Who is this?" (4:41). This is the Son of God!

**WHAT?**

Jesus' calming of the storm is a miracle that proves His power over creation and points to His divinity as the Son of God. The sea was seen as a threat in the ancient world, and when Jesus rebuked the wind and waves, the disciples were amazed.

**WHERE?**

The Sea of Galilee is the lowest freshwater lake on earth. Because this lake is surrounded by mountains, this area is susceptible to sudden, violent storms.

**WHEN?**

Many scholars believe Mark was the first of the written Gospels, and some believe that Matthew and Luke used Mark as a source for their Gospels. It was likely written between AD 55–70.

**CONNECTING TO GOD'S BIG STORY:**

From creation to the flood to manna falling from the sky, God showed His power over creation throughout the Old Testament. When Jesus calmed the storm with His words, He demonstrated a power the people believed belonged to God alone, and in doing so, He demonstrated His divinity.

## LESSON 1 ELEMENTARY & PRETEEN

### Large Group

Spark curiosity and get kids thinking about the wonder of God.

### LESSON AT A GLANCE

**WONDER TRUTH:** Jesus Has Power over Creation

**SCRIPTURE:** Mark 4

**WORD OF WONDER:** Job 36:26a

### As kids arrive...

Around 20 minutes before service begins, display series theme loop. Play high-energy music in the background.

LG Leader walks around the room on mic and greets kids by name as they enter the room. Be extra intentional about introducing yourself to new parents and kids.

#### **SLIDE: SERIES THEME LOOP**

**VIDEO: COUNTDOWN** (2min OR 30sec) Start a countdown to begin game 10 minutes prior to service start)

### OPTION 1 Interactive Game: Mother, May I?

**SUPPLIES:** masking or painter's tape

Ahead of time, tape two long lines on the floor, one on each end of your space, to serve as start and end lines.

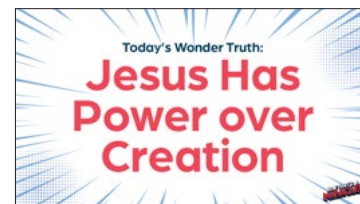
Display the Mother, May I? Slide. Let's play a game called Mother, May

**I? where someone will be in charge!** Have all the kids gather behind one line. Stand at the other line and face the group. **"Mother" will stand where I am. Your goal is to be the first to reach this side of the room. To get here, you need to ask Mother how you can move. For example, you could ask, "Mother, may I take 10 giant steps?" Then Mother can decide yes or no. But she'll always tell you what you can do next, such as, "No, you may not take 10 giant steps. But you may take 10 baby steps."**

Play the game first with you as the "Mother." Kids can take turns asking Mother how they can move. Then the first kid to reach the line gets to be the next Mother in the game. If your group is large, have kids form groups of 2–4 and make their requests of Mother as a team who moves together. Play a few rounds, then invite everyone to have a seat.



In our game, “Mother” had power over how you moved forward. Power is important. Many people like to be in charge or have control. Today we’ll learn what happened when Jesus and His disciples were stuck in a furious storm, and Jesus showed His power through a miracle—an amazing sign that God is at work! **Display the Storm Wonder Truth Slide.** Today’s Wonder Truth is **JESUS HAS POWER OVER CREATION.**



**Make It Inclusive:** Invite any kids with limited mobility to take a turn as “Mother,” which they can do from a seated position. If there are kids who need extra support to follow directions, invite all the kids to work with partners or small teams. Assign a leader to join the teams that include kids who need more support.

## Option 2 STEM Activity: Inflate to accelerate!

**SUPPLIES:** masking or painter’s tape, toy cars (1 per kid, plus 1), disposable straws (1 per kid, plus 1), balloons (1 per kid), duct tape, rulers, kid-safe scissors

**Allergy Caution:** Be aware of any latex allergies or sensitivities among your kids and volunteers before doing this activity!



Ahead of time, tape two long lines on the floor, about 10 feet apart from each other, to serve as start and finish lines for a toy car race.

**Display the Inflate to Accelerate! Slide** and gather the kids. **Today we’re going to race cars! Only rather than powering our cars by pushing them or using an energy source such as electricity or fuel, we’re going to use the air from our own lungs!** Set out the toy cars, straws, duct and masking

tape, rulers, and kid-safe scissors. Show kids how to make a simple balloon-powered car by completing the following steps. Once they’ve watched you make a sample balloon-powered car, invite them to make their own:

1. Cut a straw into a piece about four inches long.
2. Insert the straw partway into the open end of the balloon and seal it with duct tape.
3. Choose a toy car and set the straw on top of the car. Tape the straw in place with masking tape. (The balloon should hang over the front of the car with the straw pointing toward the rear. Otherwise, the car will go backwards!)
4. Inflate the balloon by blowing into the straw. Once the balloon is full, pinch the neck of the balloon so the air doesn’t escape.
5. Put the car on the floor while still pinching the balloon closed. Let go and watch the car go!

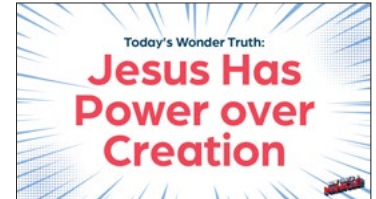
Encourage kids to practice inflating their balloons and attaching their cars before the official race begins. Once everyone is ready, invite the kids



to inflate their balloons and set their cars on the starting line while pinching their balloons closed. When you say, “Go,” kids can release their balloons and see whose car crosses the finish line. **As!**

**Leader Tip:** If you have a large group, consider modifying this activity. Give each kid a balloon. Have each kid blow up their balloon and pinch them closed so the air is not released. Then have kids take turns releasing their balloons to see whose balloon goes the farthest away.

After the race, gather the kids together. **Who knew the air in your lungs could power a car?!** **Newton’s Third Law of Motion states that for every action, there’s an equal and opposite reaction. That means that when the air you blew into the balloon escaped, the opposite reaction sent your car racing across the floor!** Today we’ll learn what happened when Jesus and His disciples were stuck in a furious storm, and Jesus showed His power through a miracle—an amazing sign that God is at work! **Display the Storm Wonder Truth Slide.** Today’s Wonder Truth is **JESUS HAS POWER OVER CREATION.**



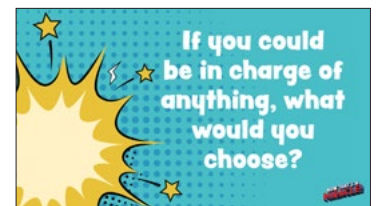
## Welcome Question

**SUPPLIES:** paper, coloring utensils, poster board OR , whiteboard, dry-erase markers (if needed)

### SLIDE: WELCOME QUESTION

**At service start time,** draw kids' attention to the Welcome Question. Invite kids to write answers on the poster board or whiteboard.

**It can be fun to be in charge, but it’s also a lot of responsibility! When we’re in charge of something, we have the power to make decisions. Today we’ll hear in God’s big story about a time when Jesus showed that He had the power over something pretty unbelievable! But first, But first, it’s time for small group.**



## Small Group

Introduce small group time. While kids are in small group, consider sitting in the groups for a few minutes each. Engage and interact as is appropriate.

## Countdown

After about 15 minutes of small group, give a 5 minute warning and begin the countdown.

### VIDEO: COUNTDOWN

**"Hey everyone! Welcome to our Large Group Worship time! My name is \_\_\_\_\_ and I'm excited to take this time to worship God, review what we just read, and talk about ways we can respond to what we are learning about God! We are going to pray as we prepare our hearts to worship God!"**

## Declaring God's Wonder

Display the Storm Declaration Slide. Read each line boldly and invite kids to repeat after you.

**Thank You, God, that You are good!** (Kids repeat.)  
**You made me on purpose, for a purpose.** (Kids repeat.)  
**And when I follow Jesus, I am Your kid!** (Kids repeat.)  
**You know me, love me, and lead me.** (Kids repeat.)  
**You have power over all things,** (Kids repeat.)  
**And You use Your power for my good!** (Kids repeat.)  
**My life can tell of Your wonder!** (Kids repeat.)

Thank You, God, that You are good! (Repeat)  
You made me on purpose, for a purpose. (Repeat)  
And when I follow Jesus, I am Your kid! (Repeat)  
You know me, love me, and lead me. (Repeat)  
You have power over all things, (Repeat)  
And You use Your power for my good! (Repeat)  
My life can tell of Your wonder! (Repeat)

## Prayer of Invitation

Lead kids in a prayer of invitation before entering into worship and God's big story. Use your own words:  
**God, thank You for being with us. Teach us more about Jesus. Holy Spirit, help us understand the importance of Jesus' power over creation. Lead us to know God's great love for us through Jesus! In Jesus' name, Amen.**

## Worship

Today we'll hear about Jesus' power over creation! The same Jesus who can command the wind and waves loves you and me! Let's praise Him now. Play worship songs [Praise The Lord](#), [Goodbye Yesterday](#) and encourage the kids to sing and dance as they praise God.

## God's Big Story

Display the Title Slide.

Today we are learning about a moment when a huge storm could not stop Jesus. Watch how Jesus shows His power over the wind and the waves and brings calm in the middle of fear. As you watch, think about how trusting Jesus can help you when life feels stormy.

**VIDEO: GODS BIG STORY**

In God's Big Story:  
**Jesus Calms  
the Storm**  
Mark 4

## LESSON 1 JESUS CALMS THE STORM

### EXPERIENCE IT! SCRIPT

**SUPPLIES:** toy sea creatures; artificial sea weed/plants; plastic kid pool or large, shallow tub; tarp; spray bottle; water; large dark, sheer fabric

Ahead of time, place toy sea creatures and artificial plants inside the pool or tub. Cover the pool with a tarp. Fill the spray bottle with water and set it nearby.

**Make It Inclusive:** Getting wet (especially unexpectedly) can cause some kids to feel anxious or upset so it's best simply to avoid spraying kids directly with water.

**Leader Tip:** For Preteens. Invite older kids in your group to hold the sheer fabric and make the waves as you tell the story.

While on earth, Jesus spent a lot of time teaching people what God's kingdom is like. He often told simple stories called parables that used everyday ideas and objects to help people understand God and His kingdom better.

One time after sharing these stories all day with a large crowd, Jesus invited His closest followers, His disciples, to cross a large lake called the Sea of Galilee with Him. Uncover the kiddie pool or tub.

We'll call this the Sea of Galilee. Who knows what can be found in the sea? Take some answers from the kids and hold up the different toy sea creatures.

Look at these fish! Fun fact—there are 18 different species of fish found in the Sea of Galilee. I wonder which kind the disciples fished for. And check this out! Hold up the artificial sea weed or plant.

The Sea of Galilee also has a lot of plants to help fish live. It's great we know so much about what happens in seas and oceans. But back in Bible times, they didn't have fancy cameras, lights, and diving suits to go deep into the water. Because of that, people felt the sea was mysterious and scary.

When Jesus and His disciples got into the boat, it was evening, which means that it was getting dark. Place dark, sheer fabric over the pool or tub, covering the sea creatures and plants. Jesus was probably tired and wanted to rest after being with people and teaching, so as His disciples pushed the boat out into the water, Jesus went to the back of the boat and fell asleep on a cushion. There were several other boats traveling alongside them.

Suddenly a furious, wild storm came up! Move the sheer fabric around a bit. Start spraying the water all over, especially into your own face. Huge waves crashed over the side of the boat, nearly causing it to sink. Exaggerate your movements and feel free to be silly! Meanwhile, where was Jesus? He was sleeping!

Even though some of the disciples were fishermen and had probably experienced some pretty bad weather in the past, this storm was more than they could handle! Terrified, they went to Jesus and woke Him. "Don't you care if we drown?" they asked (Mark 4:38). Continue to spray water.

Do you think Jesus cared? Pause for kids to answer. Jesus did care, but His disciples didn't

understand yet who He truly was. Jesus stood up and said to the waves, “Quiet! Be still!” (Mark 4:39). Stop spraying and sit still. Allow a few moments of quiet.

**The wind died down, and everything became calm.** Straighten the sheer fabric over the pool or tub. Turning to His disciples, Jesus asked, “Why are you so afraid? Don’t you have any faith at all yet?” (Mark 4:40).

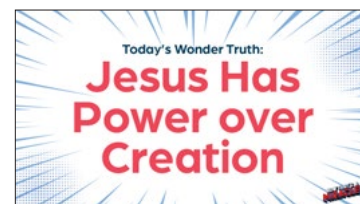
Again, the disciples were afraid, but this time it wasn’t the storm they feared. They realized that whoever Jesus was, even the wind and waves obey Him! What the disciples saw was miraculous—an amazing sign that God was at work! Jesus was more powerful than the storm! Jesus has power over creation.

## Connecting the Wonder Truth

Display the Storm Wonder Truth Slide.

Our Wonder Truth today is **JESUS HAS POWER OVER CREATION.**

Where did you see our Wonder Truth in the story? Allow kids to answer freely.



Throughout the Old Testament, we see God’s power over creation! He speaks, and the universe is created! He parts the Red Sea and causes bread to rain on His people. So when Jesus calmed the storm, He demonstrated great power that only belongs to God. Jesus showed that He is more than just a man—He is God!

## In Awe of God’s Wonder

Spend a few moments allowing kids to think about the wonder of God’s story.

**What is one thing you wondered about during the story?** Give kids time to think of their questions. You don’t need to answer them; simply allow kids’ questions to lead them to a deeper revelation of who God is.

**If you had been in the boat with Jesus, how would you have reacted to the storm? Would you have woken Jesus up? Why or why not?** Allow kids to respond freely. Encourage kids to share their responses with a neighbor before sharing with the group.

## Responding in Worship

### SLIDE: RESPONDING IN WORSHIP

Talk about ways we can respond to what we are learning with next steps such as tithing, prayer, asking questions, and worship. Encourage kids to ask their SG leaders any questions they were wondering during the lesson.

\*\*\*Introduce this next song and invite kids to respond and participate in worship. See the "Worship Posture Tutorial" on the RBKids Resource Page.



### WORSHIP VIDEO: GREAT ARE YOU LORD

## Blessing Your Kids

Speak this blessing over your kids, as a group or as individuals. If you bless kids individually, insert each name into the blessing.

**Blessing:** May you remember this week that the Jesus who controls the wind and waves also walks with you. There is nothing too big for Him to handle!