


LESSON 5
THE SECOND ADVENT

LESSON AT A GLANCE

WONDER TRUTH: Jesus Will Return**SCRIPTURE:** John 14; 1 Thessalonians 4**GOD'S BIG STORY:** Like God's people long ago, we wait for the arrival of Jesus. However, we wait for Jesus' second coming and have the Holy Spirit with us as we wait. Jesus will return, and one day we will see Him face to face!**WORD OF WONDER:** Faith is being sure of what we hope for and being sure of what we do not see.
—from Hebrews 11:1**CURIOSITY****BELIEF****FAITH**

- Welcome Question: What day are you looking forward to most in the next year?
- Curiosity Questions
- Word of Wonder: From Hebrews 11:1
- God's Big Story
- Discussion Questions
- LARGE GROUP
- Responding in Worship: Worshiping with Our Senses
- Closing Game: Coming Back

[Waiting for Jesus Elem Spotify playlist](#)

INVITATION

We invite you to pause, listen, and shift your gaze toward the Father ...

LESSON AT A GLANCE

WONDER TRUTH: Jesus Will Return

SCRIPTURE: John 14; 1 Thessalonians 4

WORD OF WONDER: From Hebrews 11:1

My family almost left me at an amusement park when I was a boy. A miscommunication about where I should meet my dad led to me wandering around crying. Meanwhile, my dad got all the way to the parking lot before realizing I wasn't with my mom. After my initial panic, a deep hope welled up inside me as I was looking for my family. I remembered the exact spot where my dad and I parted ways. And something told me that my dad would never really leave me, and eventually he would return to that specific spot. So, I made my way back and stood in that spot ... and waited. After what felt like days, I felt a familiar bear-paw-sized hand on my shoulder. Instant relief.

My dad loves me. He knew the way back to where I was. He would really never leave me. He came back. And when he came back, all my fear melted. Everything was alright again.

Read John 14:1–3 and 1 Thessalonians 4:13–18. It was quite the journey to wait for Jesus to come as Messiah the first time. Now, after witnessing all that Jesus said and did, we wait again for Him.

This time we wait with the certainty that Jesus has kept every promise and is powerful over even sin and death! We wait, remembering that Jesus loves us and has held nothing back to be with us. We wait, knowing that Jesus *will* return, and when He does, everything will be alright, forever.

—Matt Irvine

Pastor and Editor

Contributor to Wonder Ink

DID YOU KNOW?

FOUNDATION BUILDING BLOCKS

WHO?

Since the very beginning, Jesus has been with God; Jesus is God! Jesus was God's answer to redeem the broken world. Jesus came as a human to show us what God is like and to die for our sins. And Jesus the King is coming back to take us to be with Him.

WHAT?

Jesus is preparing a place for us; He will return and take us to be with Him. This is called the second advent (or second appearance). God is with us now through the Holy Spirit, and one day, we will be with Jesus physically.

WHERE?

Heaven is God's dwelling space where He exercises complete authority and is in all and over all. When Jesus returns, God's people will dwell with Him in the renewed creation where all of God's people will enjoy His presence without shadow or fear (Revelation 21:22–26).

WHEN?

The fulfillment of God's plan is the advent of Jesus and the renewal of all things. We don't know the day or the hour, but we do know that Jesus will come down and take all His followers to be with God forever.

CONNECTING TO GOD'S BIG STORY:

In Scripture, we see the triune God active in the creation of the world. God is three persons but still one God: Father, Son (Jesus), and Holy Spirit. We have the Holy Spirit with us as we wait for the physical return of Jesus who will take us to be with the Father.

LESSON 5 **EARLY ELEMENTARY**

Small Group

Spark curiosity and get kids thinking about the wonder of God.

LESSON AT A GLANCE

WONDER TRUTH: Jesus Will Return

SCRIPTURE: John 14; 1 Thessalonians 4

WORD OF WONDER: From Hebrews 11:1

Pre-Service Connection (15–20 min)

RESOURCES: whiteboard, poster paper, or butcher paper, writing utensils, board games or games

Games & Activities Guide

Small group leaders should be seated in place in their small groups 20 minutes prior to service time. Have activities ready to keep children occupied and engaged WITH you. This time is important to build relationships, welcome new kids, and keep structure in the room - you should be an active participant with them! Learn the kids names, and make sure they all know yours too!

As kids arrive ...

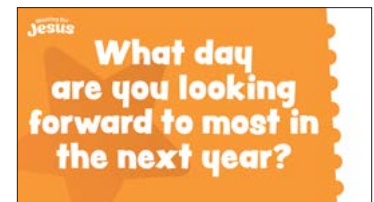
Warmly welcome new friends, and introduce them to your group.

Use the Welcome Question and the following "I'm Curious"

questions to engage kids. Say "I'm curious.." before each question and give kids an chance to think before answering each one. After each question, consider having kids share their ideas with a neighbor before you call on one or two of them to share with the group.

Consider having a whiteboard or poster for kids to write or draw answers to any of the questions:

- **Who would you be excited to see if you knew they were coming to town soon?**
- **What are some traditions you or your family do while you're waiting for something special?**
(If needed, give ideas such as counting down the days to Christmas or going to bed early the night before your birthday.)



Small Group Begins

After the Opening Activity or game, Large Group Leader will begin small group time by reading the Welcome Question aloud and inviting everyone to open their Bibles and begin.

Word of Wonder

SUPPLIES: Bible

WORD OF WONDER

Faith is being sure of what we hope for and sure of what we do not see.

—from Hebrews 11:1

Our Word of Wonder for the Waiting for Jesus series is from Hebrews 11:1. Let's practice saying the Word of Wonder together.

Encourage the kids to do the motions and say the verse with you.

- **FAITH**—Make prayer hands.
- **IS BEING SURE**—Make a fist with one hand and put it down on your other hand (open palm).
- **OF WHAT WE HOPE FOR**—Put your fist down onto your open palm once for each word (what, hope).
- **AND SURE**—Hands on your hips.
- **OF WHAT WE DO NOT**—Hold one finger up and shake it back and forth (“No, No”).
- **SEE**—Put your hands by your eyes like binoculars.
- **FROM HEBREWS 11:1**—Hands open like a book.

In today's story, we're learning that Jesus will come back someday. Let's play a game where you'll go to the other side of the room and then come back and say a word of the verse, to help us remember that Jesus will return.

Encourage the kids to stand in a line. The first kid in each line will go to the other side of the room, touch the wall, and then come back to the line and say one word in the verse. Then that kid will go to the back of the line, and the next kid will do the same thing, saying the next word in the verse. Continue until the verse has been completed. If you have fewer than 18 kids, the kids will go more than once. If you have more kids, you can have them say the verse multiple times, or you can have multiple lines of kids.

We can live and wait for Jesus with faith and hope. We can trust in God and believe Him!

Gather the kids to discuss these questions:

- **What does it mean to have faith?** (If the kids need help, offer ideas such as: trusting God, knowing something is true, believing God.)
- **What is something you hope for?**

God's Big Story

SUPPLIES: Bible, Bible Story Picture (1/SG)

Bible Time Rhyme

Say the Bible time rhyme (with motions) each week before the Bible story to remind kids that what they're about to hear is part of God's big story.

I open my Bible, and what do I see? (*Hold your hands together, then open your palms, as if opening a book.*)

God's big story, waiting for me! (*Point to yourself.*)

Jesus was talking to His friends when they were feeling scared and sad because He told them He was going away. Jesus wanted them to know that they did not need to be afraid because He was going to prepare a special place for them. Later, the Bible also tells us that one day Jesus will come back for His people. As we listen, remember that Jesus keeps His promises and takes care of us.

Open your Bible to show kids we will be reading from John and 1 Thessalonians.
Read the God's Big Story Script below from John 14:1–3 and 1 Thessalonians 4:13–18.

Jesus talked to His friends when their hearts felt worried and heavy. Put your hand on your heart and take a slow breath. Jesus told them, "Do not be afraid, trust in God and trust in Me." Give a gentle nod like you are saying yes to trust.

Jesus said that God's house has many rooms. Stretch your arms wide like there is lots of space. He told them He was going there first to get a special place ready just for them. Pretend to build with your hands like you are getting a room ready.

Then Jesus made a wonderful promise. Point one finger up like you are listening closely. He said, "I will come back and take you to be with Me so you can be where I am." Hold your hands together like you are staying close.

Later, the Bible tells us what it will be like when Jesus comes back. The sky will be full of joy and power. Look up high and open your eyes wide. There will be a loud trumpet sound. Cover your ears gently like you hear a big sound.

Jesus will come down from heaven, and everyone who belongs to Him will be with Him forever. Hold hands with someone near you to show together. Then we will all be with Jesus, always and forever. Give yourself a happy hug.

God gave us these words so we would not feel sad or scared, but full of hope. Smile at a friend. Jesus keeps His promises, and He is coming back!

Discussion Questions

SUPPLIES: party horns that make noise (1 per kid), paper (1 sheet per kid, optional)

Give every kid a party horn that makes noise, then gather the kids to sit in a circle. Remind kids not to share the horns.

We learned in God's big story that trumpets will sound from heaven when Jesus returns! It will be a celebration. Trumpets are used to celebrate and announce the arrival of someone important. It will be an amazing sound to hear! We'll think about Jesus and how He is coming back someday. Hold your party horn until you hear me say, "Jesus is coming!" then everyone can blow the horn until I say, "Freeze," then everyone will freeze, and I'll choose one person to answer a question.

Instead of party horns, you can have the kids play "air trumpets" into their hands or even roll up sheets of paper to make pretend trumpets to blow into. Say, "Jesus is coming" at various times and invite the kids to blow their pretend trumpets. Then choose a kid to answer a question.

DISCUSSION QUESTIONS

- What do you think God's house in heaven will be like?
- What question do you have about heaven? Is there anything you're curious about?
- Who would you be excited to see if someone came to visit you?
- What sounds will be heard when Jesus comes back? (*trumpets and angels*)
- Where will Jesus' followers meet Him to go to the new forever home? (*in the air, in the clouds*)
- How does it make you feel to know that Jesus is coming again, and we'll get to be with Him forever?
- What do you do when you have to wait a long time for something good to happen?
- What can we do while we wait for Jesus to return?

We know that even though we can't see and touch Jesus right now, He came to earth once two thousand years ago. Before He left to go to heaven, He promised that He would prepare the forever home that and He will return. We can trust that He will do what He says. While we wait, we can get to know God, worship Him, and serve Him. We can share His message with others. Let's pray and thank God for His promise to return.

It will be an exciting day when Jesus comes back! There will be lots of music and shouts for joy! We will get to be with Jesus forever in heaven!

Invite kids to share prayer requests and praises and to pray for each other. Some kids may not be comfortable praying out loud. That's OK! Encourage them to pray silently and to thank God for sending Jesus for us.

Head to Large Group

Return and finish the rest of this guide before parents arrive.

Responding in Worship: Worshiping with Our Senses

SUPPLIES: Paper plates, cotton balls, glue, kid safe scissors, Jesus picture cutouts, crayons or markers, toy musical instruments, soft fabric or cotton, one sweet smelling item in the room, one small sweet treat per child

RESOURCES: [Jesus Picture](#)(1 Jesus/ EE kid), music from the [Waiting for Jesus Childhood Spotify playlist](#)

Allergy Caution: This activity contains possible allergens!

Ahead of time, set up five sensory prayer stations. Print the Jesus Picture and cut out. One for each kid. Set out paper plates and coloring utensils near the Jesus Picture. Prepare the Trumpet Sound Effect and set out toy musical instruments nearby. Set out some cotton or soft material in another area. Set out a sweet-smelling candle (or anything else in your room that smells good). Prepare a sweet treat for kids to taste.

Jesus promised that He will come back one day. The Bible tells us it will be a joyful celebration. We do not know exactly when it will happen or exactly what it will look like, but we do know it will be wonderful. Today we will use our senses to thank God and to wonder what it will be like when Jesus returns.

Briefly review the five senses in simple language: seeing, hearing, smelling, touching, and tasting. Ask one quick example for each.

Give each child a paper plate, a Jesus picture, glue, and cotton balls. Help them glue the Jesus picture onto the center of the plate. Then let them glue cotton balls around Him to make clouds. As they work, quietly prompt with wonder questions:


- **I wonder what the clouds will look like when Jesus comes back.**
- **I wonder what it will feel like to see Jesus.**
- **I wonder how happy our hearts will feel.**

Play soft worship music while they create.

As children finish their craft, guide them through simple sensory worship while seated with their plate.

Sight: Look at the Jesus Picture and imagine what it will look like when Jesus comes back. Use the paper and coloring utensils to draw a picture of what you imagine it will look like (or draw something beautiful and inspiring).

Sound: Listen to the Trumpet Sound Effect and use the musical instruments to make your own music (or sing a song) of praise to God.



Smell: If there's a sweet-smelling candle (or something else), kids can sniff it and imagine what they most love to smell. They can thank God for making those things.

Touch: Touch the cotton balls or soft fabric and imagine the things we will feel and touch when Jesus comes back. Clouds are made of tiny droplets of water so although they look fluffy, they won't feel exactly like cotton or soft material.

Taste: If there are sweet treats, kids can taste something sweet and imagine what food makes them feel happy. They can thank God for that and imagine how happy it will feel when Jesus comes back.

Encourage kids to take their Jesus in the Clouds picture home as a reminder that Jesus is coming back and that His return is a joyful promise.

Closing Game: Coming Back

We're learning that Jesus is coming back to earth someday. How did He come the first time? Allow the kids to respond. **He came as a baby, born in a stable in a small town. How will He come back?** Allow the kids to respond. **We want to be ready to celebrate Him! Let's play a game where someone will go away and come back, and you must guess who went away and will come back.**

Gather the kids into a group in one area of the room. Tell them to look at everyone who is present. Then tell the kids to close their eyes (no peeking!) while you quietly tap one person on the head, who will very quietly get up and go to another area of the room (where that child can't be seen by the group). When the chosen kid is out of sight, tell the kids to open their eyes and guess who's gone. Once the group correctly guesses who's gone, that person can come back and the kids can play again. Play multiple rounds.