



ELEMENTARY LARGE GROUP

LESSON 4

JEHOSHAPHAT AND THE SINGING ARMY

LESSON AT A GLANCE

WONDER TRUTH: God Is with Us When We Worship

SCRIPTURE: 2 Chronicles 20

GOD'S BIG STORY: With a huge army coming to attack, King Jehoshaphat gathers the people of Judah to pray. The army worships God on their way to meet the enemy, and God answers their prayer, defeating the enemy for them.

WORD OF WONDER: Worship the LORD with gladness. Come to him with songs of joy. —Psalm 100:2

CURIOSITY

BELIEF

FAITH

- | | |
|---|-----------------|
| • Pre-service Interactive Game: My Shadow and Me | 8-10 min |
| • Welcome Question: Who is the most important person in your life? If you could do anything with that person today, what would it be? | 2 min |
| • SMALL GROUP | 25 min |
| • Declaring God's Wonder | 1-2 min |
| • Prayer of Invitation | 1-2 min |
| • Worship: He is the Light, Take You at Your Word | 8-10 min |
| • God's Big Story | 5-6 min |
| • Connecting the Wonder Truth | 1-2 min |
| • In Awe of God's Wonder | 1-2 min |
| • Responding in Worship: Indescribable | 3-4 min |
| • Blessing Your Kids | 1-2 min |
| • SMALL GROUP: Responding in Worship Activity | 5-10 min |



[Worship with Wonder Spotify playlist](#)

INVITATION

We invite you to pause, listen, and shift your gaze toward the Father ...

LESSON AT A GLANCE

WONDER TRUTH: God Is with Us When We Worship

SCRIPTURE: 2 Chronicles 20

WORD OF WONDER: Psalm 100:2

When you are going through a tough time personally, in your family, or in your community, what is your first response? Is it to begin to plan and strategize how you can get through whatever you are facing? The truth is, not everything we face can be overcome by our strategy.

We see in 2 Chronicles 20:3–4 that when armies waged war against Jehoshaphat, he and God’s people went first to the Lord.

Maybe this is hard for you, for many reasons. When I was a kid, I went through a few tough situations, and learning to truly believe that God was with me and cared took time. I still don’t always get it right. That’s the beauty of the accounts in Scripture. Like this passage, it reminds us that God is with us when we worship. He is faithful, so we can turn to Him first.

Read 2 Chronicles 20:15–23, 29–30.

Jehoshaphat prioritized worship, and as his army worshiped, God Himself defeated the enemy. God was with them!

When have you worshiped even though it felt like everything was against you? Are you in one of those seasons now? Take a moment to shift your focus to the Lord as the one who will make a way, knowing He is with you as you worship.

—**David Ruybalid**

Worship Leader, Recording Artist, and Discipleship Pastor
Contributor to Wonder Ink

LESSON 4 **FOR LEADERS**
JEHOSHAPHAT AND THE SINGING ARMY

DID YOU KNOW?

FOUNDATION BUILDING BLOCKS

WHO?

Jehoshaphat was a king of Judah during the time when Israel was divided into two kingdoms. He was the son of Asa. He is known for building up Judah's defenses, opposing idolatry in the land, and having the people instructed in God's law.

WHAT?

Hearing that a huge army was coming to attack, Jehoshaphat gathered the people of Judah to pray. God answered their prayer, promising to fight the battle for them. The army worshiped God on the way to meet the enemy, who they found already defeated.

WHERE?

Jehoshaphat set out from Jerusalem. The enemy army was using the Pass of Ziz, located on the western side of the Dead Sea. The army was found slain in the desert of Jeruel, between Jerusalem to the north and En Gedi to the south.

WHEN?

This story takes place during the time of Israel's divided kingdom, after the rule of King Asa. The following verses talk about the end of Jehoshaphat's reign, giving the impression that the story of the singing army happened near the end of his rule.

CONNECTING TO GOD'S BIG STORY

God is with those who trust in Him, fighting on their behalf. Jesus came as Immanuel—God with us. Through faith in Jesus, we have fellowship with God and His Spirit living within us, meaning God is always with us, no matter what we face.

Large Group

Spark curiosity, encourage exploration, and get kids thinking about the wonder of God.

LESSON AT A GLANCE

WONDER TRUTH: God Is with Us When We Worship

SCRIPTURE: 2 Chronicles 20

WORD OF WONDER: Psalm 100:2

As kids arrive...

Around 20 minutes before service begins, display series theme loop. Play high-energy music in the background.

LG Leader walks around the room on mic and greets kids by name as they enter the room. Welcome kids by name and greet them with enthusiasm. Be extra intentional about hearing and responding

SLIDE: SERIES THEME LOOP

VIDEO: COUNTDOWN (2min OR 30sec) Start a countdown to begin game 10 minutes prior to service start)

Interactive Game: My Shadow and Me

SUPPLIES: chairs

Display the *My Shadow and Me* Slide. Place chairs in a long row across the center of your room, leaving plenty of space between them. (Kids will use the chairs like obstacles and weave in and out around them.) If your group and space are large, set up multiple rows with at least six feet between each row.



Help kids form pairs. Then invite them to stand with one partner directly behind the other. Tell partners they're to stick together as closely as possible without touching as they move from one end of the chair row to the other. The partner in back will be the "shadow" of the partner in front, moving the same way the partner in front moves. Front partners will set the pace as they walk, skip, crawl, leap ... however they choose to move as they weave around and over the chairs. If you set up multiple rows of chairs, assign multiple pairs to each row. Expect a bit of chaos, but that's part of the fun!

After pairs have traveled from one end of the chair row to the other, have partners switch roles and go again, if time allows.

Help kids form pairs. Then invite them to stand with one partner directly behind the other. Tell partners they're to stick together as closely as possible without touching as they move from one end of the chair row to the other.

The partner in back will be the “shadow” of the partner in front, moving the same way the partner in front moves. Front partners will set the pace as they walk, skip, crawl, leap ... however they choose to move as they weave around and over the chairs. If you set up multiple rows of chairs, assign multiple pairs to each row. Expect a bit of chaos, but that’s part of the fun!

After pairs have traveled from one end of the chair row to the other, have partners switch roles and go again, if time allows.

Leader Tip: For Younger Kids. Modify this activity for younger kids in your group by skipping the chairs and having pairs traverse the perimeter of the room. Model this for them with another leader or older kid before they start.

Make It Inclusive! Some kids may have mobility challenges that limit their ability to participate in this activity. Ask them to help by calling out one way for the others to move.

Gather kids back together. **Depending on the weather, your shadow may be tall or short, obvious or invisible. But one thing is certain: It’s always with you. When we are followers of Jesus, someone else is with us too: God. Display the Singing Army Wonder Truth Slide. And today we will hear an amazing story from the Bible that demonstrates our Wonder Truth: GOD IS WITH US WHEN WE WORSHIP.**



Welcome Question

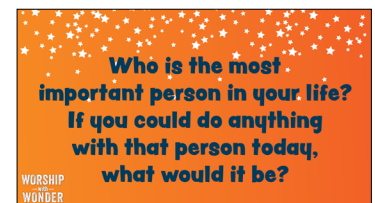
SUPPLIES: paper, coloring utensils, poster board OR , whiteboard, dry-erase markers (if needed)

SLIDE: WELCOME QUESTION

At service start time, draw kids' attention to the Welcome Question.

Invite kids to write answers on the poster board or whiteboard.

You have some great people in your lives, and I hope you get to do fun things with them. Today we’ll meet someone who did something with the most important person in his life ... and your life. He worshiped! We’ll find out more, but first it’s time for small group.



Small Group

Introduce small group time. While kids are in small group, consider sitting in the groups for a few minutes each. Engage and interact as is appropriate.

Countdown

After about 15 minutes of small group, give a 5 minute warning and begin the countdown.

VIDEO: COUNTDOWN

"Hey everyone! Welcome to our Large Group Worship time! My name is _____ and I'm excited to take this time to worship God, review what we just read, and talk about ways we can respond to what we are learning about God! We are going to pray as we prepare our hearts to worship God!"

Prayer of Invitation

Before entering into God's big story, lead kids in a prayer of invitation. Use the prayer here or your own words: **God, thank You that You're here with us. We worship You, God, and through Your Holy Spirit, may we come to know You better today. In Jesus' name, Amen.**

Declaring God's Wonder

SLIDE: DECLARATION

Read each line boldly and invite kids to repeat after you.

Thank You, God, that You are good! (Kids repeat.)

You made me on purpose, for a purpose. (Kids repeat.)

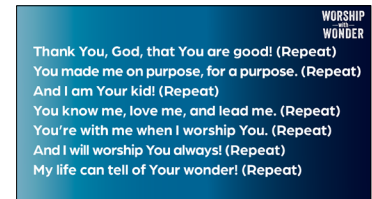
And I am Your kid! (Kids repeat.)

You know me, love me, and lead me. (Kids repeat.)

You're with me when I worship You. (Kids repeat.)

And I will worship You always! (Kids repeat.)

My life can tell of Your wonder! (Kids repeat.)



Worship

Consider sharing some about the songs you are going to sing. What they mean, why we sing them, why they are meaningful and important to you!

"We're going to stand and sing together! One way that we show love to God is to worship through song! So stand up, sing loud, and join in the motions with us. God loves to hear us sing praises to Him! Let's stand together and sing!"

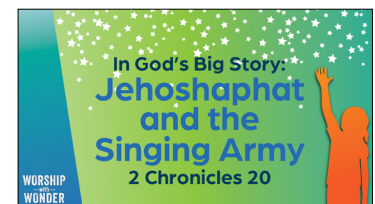
WORSHIP VIDEOS: He is the Light, Take You at Your Word

God's Big Story

SLIDE: TITLE

Today we are learning about how God helped His people in an unexpected and powerful way. Now we'll watch the story come to life in a video. As you watch, look for how the people trusted God and how God gave them peace without even fighting!! (Note: Jehoshaphat is pronounced juh-HOSH-uh-fat.)

VIDEO: GODS BIG STORY



LESSON 4 JEHOSEPHATH AND THE SINGING ARMY EXPERIENCE IT! SCRIPT

SUPPLIES: cardstock, scissors (prep only), glue or tape, robes (2), black marker (prep only), toy or cardboard swords (optional), crown

RESOURCES: Experience It! Cue Sheets

Ahead of time, print the Experience It! Cue Sheets on 8.5" x 11" or 11" x 17" paper and set them on or near the stage area.

Though the kingdom of Israel was strong under King David, there came a time when Israel became weak and split into two kingdoms. The northern kingdom was still called Israel, and the southern kingdom was now called Judah. One of the kings of Judah was named Jehoshaphat (juh-HOSH-uh-fat).

I'm going to need some help to tell today's part of God's big story! Choose a strong reader to play Jehoshaphat. Bring him on stage and place the crown on his head and a robe around his shoulders. **I'll need your help too** (indicate audience). **You'll be the people of Judah. Listen carefully for your part!**

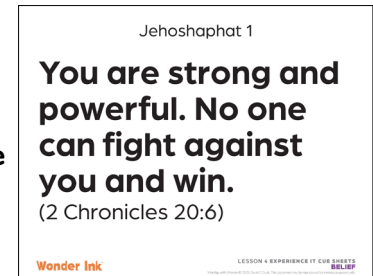
King Jehoshaphat worked against fake gods called idols and sent out priests to teach people about God's law. By the time Jehoshaphat died, he was known as a man "who followed the LORD with all his heart" (2 Chronicles 22:9). Encourage Jehoshaphat to give a thumbs-up and smile.

Once, some of Judah's enemies tried to gang up against Jehoshaphat. Direct Jehoshaphat to look nervous. **Moabites** (MOH-uh-bites), **Ammonites** (AM-mun-nites), and **Meunites** (me-YOU-nites). **Yikes! When Jehoshaphat heard that a huge army was coming, he was frightened.** Direct Jehoshaphat to do a silent scream. **He needed the Lord's advice, so he got the people from every town in Judah to come pray with him.** Direct Jehoshaphat to motion to the audience before him.

They gathered in front of the courtyard at God's temple in Jerusalem. Direct audience to kneel with hands held up and heads bowed. **Jehoshaphat stood up and prayed. He told God:** (hold Jehoshaphat Line 1 Cue Sheet so actor can say the following) **"You are strong and powerful. No one can fight against you and win"** (2 Chronicles 20:6).

As he prayed, Jehoshaphat remembered how God drove out Israel's enemies to make room for His people in the promised land. Hold up Jehoshaphat Line 2 Cue Sheet and direct actor to say the following: **"We'll stand in front of this temple where your Name is. We'll cry out to you when we're in trouble. Then you will hear us. You will save us"** (2 Chronicles 20:9).

Then Jehoshaphat told God about the army coming to make war. Hold up Jehoshaphat Line 3 Cue Sheet and direct actor to say the following: **"We don't have the power to face this huge army that's attacking us. We don't know what to do. But we're looking to you to help us"** (2 Chronicles 20:12). Direct the people of Judah to sit back down and relax.



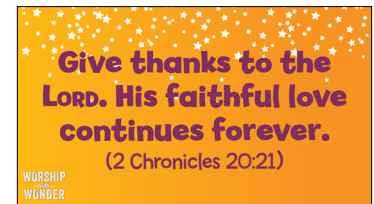
God heard Jehoshaphat's prayer. The Spirit of the Lord, God's powerful presence, came on Jahaziel (Ja-HAY-zee-el), **one of the men who had come to pray.** Select a kid to play Jahaziel. Place a robe on him. **God gave him good news to share with Jehoshaphat and the people.** Hold up Jahaziel Line 1 Cue Sheet and direct actor to say the following: **"Do not be afraid. Do not lose hope because of this huge army. The battle is not yours. It is God's"** (2 Chronicles 20:15). **Then Jahaziel told them where to march to the next day to find the enemy arm .** Hold up Jahaziel Line 2 Cue Sheet and direct actor to say the following: **"You will not have to fight this battle. ... The LORD will be with you"** (2 Chronicles 20:17).

Jehoshaphat and the people responded by bowing down and worshiping God. Encourage Jehoshaphat and the audience to bow down to God. Then, if using, give Jehoshaphat a toy or cardboard sword for the next scene.

Judah's army set out the next morning, knowing that God was with them. Direct everyone to stand and start slowly marching around the room. (If your space is limited or your group very large, kids can march in place.) **As they went, Jehoshaphat appointed men to march in front of the army and sing praises to God because God is amazing, majestic, and holy. Let's all sing these words together!**

Display the Marching Slide and sing the words in a simple style.

Encourage the kids to repeat after you; then sing it all together: **"Give thanks to the LORD. His faithful love continues forever"** (2 Chronicles 20:21). **Judah's army was a singing army!**



And what did God do? He fought the battle! Direct audience to stop marching and crouch down like they're hiding. **God sent men to hide and wait for just the right time to attack the enemy army. The enemy army lost! Then the Moabites, Ammonites, and Meunites turned on each other, fighting each other until they completely destroyed one another.**

Direct audience to stand and start marching around the room again. **When Jehoshaphat and his men came to the place where the enemy's huge army was, they found no one left alive. God had saved Judah!** Direct kids to march in the opposite direction. **Filled with joy, they returned to Jerusalem and went to God's temple playing instruments like harps, lyres, and trumpets to worship the Lord. God had given them peace and rest.**

Thank all the volunteers and invite everyone to sit down.

Judah's singing army praised God because they knew God was with them. When we worship and give God the honor He deserves, we can have the same confidence because God is always close to those who trust Him. God is with us when we worship. Collect all costume pieces.

Connecting the Wonder Truth

SLIDE: WONDER TRUTH

Pose the following question to kids to help them connect the Wonder Truth to God's big story:

Our Wonder Truth today is GOD IS WITH US WHEN WE WORSHIP.

Where did you see our Wonder Truth in action in the story? Allow kids to answer freely.

God is with those who trust in Him. He goes before them and helps them, like He did for Jehoshaphat's army. Many years after Jehoshaphat was king of Judah, Jesus came to earth as Immanuel, which means "God with us." Through faith in Jesus, we get to live life with God, and He gives us His Spirit to live within us. Through the Holy Spirit, God is always with us!



In Awe of God's Wonder

Spend a few moments allowing kids to think about the wonder of God's story, ask questions, and simply be in awe of Him!

When we worship God, we give Him the honor He deserves. We remember what He's done in the past and look with hope to what He'll do in the future. That's what Jehoshaphat did, and we can do it too.

What's something God has done in the past that causes you to worship Him? Give kids time to think before instructing them to share aloud with their small group

What's something you look forward to God doing in the future? After several seconds of quiet processing time, encourage kids to share their answers with a neighbor before you call on kids to share with the group.

Leader Tip: Your questions might be met with silence, and that's OK. Look closely and you'll see that wheels are turning in the minds of many kids. Give them time to think before responding.

Responding in Worship

SLIDE: RESPONDING IN WORSHIP

Talk about ways we can respond to what we are learning with next steps such as tithing, prayer, asking questions, and worship. Encourage kids to ask their SG leaders any questions they were wondering during the lesson.

***Introduce this next song and invite kids to respond and participate in worship. See the "Worship Posture Tutorial" on the RBKids Resource Page.



WORSHIP VIDEO: INDESCRIBABLE

Blessing Your Kids

Encourage the kids to hold their hands out in front of them, with palms up, as if their hands were open to receive something. Tell them to listen and receive the blessing as you speak it over them. Use your own words. Here is an example:

Blessing: May God, who is with you when you worship, walk with you this week. May you feel His presence and worship Him with all you say and do.