



ELEMENTARY LARGE GROUP

LESSON 2

DAVID WORSHIPS GOD

LESSON AT A GLANCE

WONDER TRUTH: God Is Honored When We Worship with Our Whole Hearts

SCRIPTURE: 2 Samuel 6

GOD'S BIG STORY: After David becomes king of Israel, he brings God's ark of the covenant to his capital city, Jerusalem. Despite the discouraging attitude of his wife, Michal, David worships and sacrifices to God with his whole heart.

WORD OF WONDER: Worship the LORD with gladness. Come to him with songs of joy. —Psalm 100:2

CURIOSITY

BELIEF

FAITH

- Interactive Game: Limbo Time! 8–10 min
- Welcome Question: If you could win any prize, award, or trophy, what would you want to win? 2 min
- SMALL GROUP 25 min
- Declaring God's Wonder 1–2 min
- Prayer of Invitation 1–2 min
- Worship: He is the Light, Take You at Your Word 8–10 min
- God's Big Story 5–6 min
- Connecting the Wonder Truth 1–2 min
- In Awe of God's Wonder 1–2 min
- Responding in Worship: Indescribable 3–4 min
 - Baptism Video
- Blessing Your Kids 1–2 min
- SMALL GROUP: Responding in Worship Activity 5–10 min



Worship with Wonder Spotify playlist

Schedule:

Pre-service Activities: 10 min before service

Small Group: 20-25 minutes

Large Group: 30-35 minutes

Small Group Response Activity: 5-10 min

INVITATION

We invite you to pause, listen, and shift your gaze toward the Father ...

LESSON AT A GLANCE

WONDER TRUTH: God Is Honored When We Worship with Our Whole Hearts

SCRIPTURE: 2 Samuel 6

WORD OF WONDER: Psalm 100:2

I have a comfort zone. I'm not the type to volunteer for youth group games or paint my face at football games. However, when I was a worship pastor at a large church, I discovered a different side of myself during kids' events like Christmas parties and VBS. When I put on a costume, something shifted. My usual reservations disappeared, and I found myself jumping, spinning, and even leaping with energy all over the stage. A part of me that only cared about joy and being in the moment came alive. It was a side of me that was uninhibited and undignified.

Take a minute and read 2 Samuel 6:13–22.

The Lord was “enthroned between the cherubim on the ark” (2 Samuel 6:2, NIV). God’s presence was entering the holy city of Jerusalem to be with His people, a powerful testament to His goodness. An undignified part of David’s heart came alive, just as mine has when joy has taken over. As David declares in verses 21 and 22, “I will celebrate before the LORD. I will become even more undignified than this, and I will be humiliated in my own eyes” (NIV).

When was the last time God’s goodness and presence unlocked a piece of your heart that you were holding back? What would it look like to worship with your whole heart, fully open?

—David Ruybalid

Worship Leader, Recording Artist, and Discipleship Pastor
Contributor to Wonder Ink

DID YOU KNOW?

FOUNDATION BUILDING BLOCKS

WHO?

David was the second king of Israel, anointed by Samuel after God rejected Saul as king. As a young man, David defeated the Philistine Goliath, trusting that the Lord was with him. Michal was David's first wife and the younger daughter of King Saul.

WHAT?

King David captured Jerusalem. He brought the ark of the covenant there, offering sacrifices and worshiping God with all his might, leaping and dancing along the way. Michal was offended by David's unrestrained praise, but David was more concerned with honoring God.

WHERE?

The ark of the covenant was in Baalah, about nine miles west of Jerusalem. The ark rested in the house of Obed-Edom for three months after God struck a man named Uzzah dead for touching it. Then David brought it to Jerusalem.

WHEN?

After the death of King Saul, David reigned over Judah in Hebron for seven and a half years before becoming king over all Israel. He conquered Jerusalem and brought the ark of the covenant there at the beginning of his 33-year reign in Jerusalem.

CONNECTING TO GOD'S BIG STORY

David was more concerned with glorifying God than receiving honor himself. Though David was king, he acknowledged God as Lord. Years later, Jesus came as the everlasting King—God in the flesh—worthy of unrestrained praise. We can honor Jesus with our worship, following David's example.

Large Group

Spark curiosity, encourage exploration, and get kids thinking about the wonder of God.

LESSON AT A GLANCE

WONDER TRUTH: God Is Honored When We Worship with Our Whole Hearts

SCRIPTURE: 2 Samuel 6

WORD OF WONDER: Psalm 100:2

As kids arrive...

Around 20 minutes before service begins, display series theme loop. Play high-energy music in the background.

LG Leader walks around the room on mic and greets kids by name as they enter the room. Welcome kids by name and greet them with enthusiasm. Be extra intentional about hearing and responding

SLIDE: SERIES THEME LOOP

VIDEO: COUNTDOWN (2min OR 30sec) Start a countdown to begin game 10 minutes prior to service start)

Interactive Game: Limbo Time!

SUPPLIES: pool noodles (1 or more)

RESOURCES: [Worship with Wonder Elementary Spotify playlist](#)

SLIDE: LIMBO TIME

Today we're going to do the limbo! Use

a pool noodle as your limbo "stick." Invite a few leaders and/or older kids to the front. Let the kids hold the pool noodle and ask the leaders to demonstrate the limbo by leaning back as they walk under the pool noodle. Their bodies may not touch the noodle, and only their feet may touch the floor.

Now everyone can try it! But remember: The pool noodle will get lower each round. If you fall or touch the ground, you're out! Let's see how low you can go!

Give the pool noodle to two leaders or older kids and line up the kids. If you have a larger group, create multiple limbo lines so no kid must wait long for a turn. You might want to divide them by age and/or height. Play "When We Praise" from the [Worship with Wonder Elementary Spotify playlist](#) or another upbeat praise song. Play as long as your time allows.

Leader Tip: For Younger Kids. Play non-elimination limbo. If kids touch the pool noodle, they can simply get back in line and try again.



Make It Inclusive! Invite kids with mobility issues to hold the pool noodles, or prompt the leaders holding the pool noodles to adjust the height as needed.

Gather kids back together. **Wasn't that fun? When you limbo, you have to get low, and you have to use your whole body! Today in God's big story, King David worships God with his whole body and his whole heart. To do something with our whole heart means to hold nothing back and to put all of ourselves into something. David showed honor to God as he worshiped Him, and we can do the same! SLIDE: WONDER TRUTH**



Today's Wonder Truth is **GOD IS HONORED WHEN WE WORSHIP HIM WITH OUR WHOLE HEARTS.**

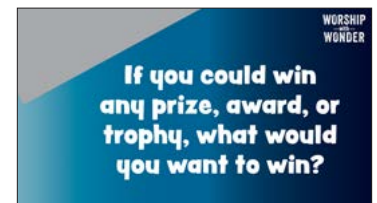
Welcome Question

SUPPLIES: paper, coloring utensils, poster board OR , whiteboard, dry-erase markers (if needed)

SLIDE: WELCOME QUESTION

At service start time, draw kids' attention to the Welcome Question. Invite kids to write answers on the poster board or whiteboard.

If you could win any prize, award, or trophy, what would you want to win?



When someone wins a prize or award, we often say that she has been honored. King David honored God. We show honor to God when we worship Him. And that's what we're going to talk about today! But first, it's time for small group!

Small Group

Introduce small group time. While kids are in small group, consider sitting in the groups for a few minutes each. Engage and interact as is appropriate.

Countdown

After about 15 minutes of small group, give a 5 minute warning and begin the countdown.

VIDEO: COUNTDOWN

"Hey everyone! Welcome to our Large Group Worship time! My name is _____ and I'm excited to take this time to worship God, review what we just read, and talk about ways we can respond to what we are learning about God! We are going to pray as we prepare our hearts to worship God!"

Declaring God's Wonder

SLIDE: DECLARATION

Read each line boldly and invite kids to repeat after you.

Thank You, God, that You are good! (Kids repeat.)

You made me on purpose, for a purpose. (Kids repeat.)

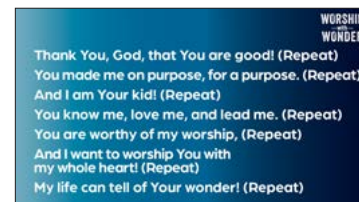
And I am Your kid! (Kids repeat.)

You know me, love me, and lead me. (Kids repeat.)

You are worthy of my worship, (Kids repeat.)

And I want to worship You with my whole heart! (Kids repeat.)

My life can tell of Your wonder! (Kids repeat.)



Prayer of Invitation

Before entering into God's big story, lead kids in a prayer of invitation. Use your own words. Here is an example: **God, You are worthy of our worship. Please teach us today something more about who You are. Holy Spirit, help us worship with our whole hearts. We want to show God honor. In Jesus' name, Amen.**

Worship

Consider sharing some about the songs you are going to sing. What they mean, why we sing them, why they are meaningful and important to you!

"We're going to stand and sing together! One way that we show love to God is to worship through song! So stand up, sing loud, and join in the motions with us. God loves to hear us sing praises to Him! Let's stand together and sing!"

WORSHIP VIDEOS: He is the Light, Take You at Your Word

God's Big Story

SLIDE: TITLE

We just read this amazing story from the Bible during small group, and now we get to see it come to life! As you watch, look for how the people in the story trust and follow God. Pay attention to what they say and do—maybe it will help you think about how you can follow God this week too!

VIDEO: GODS BIG STORY



LESSON 2 DAVID WORSHIPS GOD

EXPERIENCE IT! SCRIPT

SUPPLIES: posterboards (2, optional), black markers (optional)

RESOURCES: Dance Music Clip

During the storytelling, kids will read the words of David and Michal. Ahead of time, decide whether you'll display the David and Michal Slides so kids can read the words from the screen or write the words on posterboards. If using posterboards, write David's words on one posterboard: "I worship God with my whole heart!" And write Michal's words on the other posterboard: "You acted like a fool!" Set the posterboards within easy reach and be ready to hold them up at the appropriate times during the story.

Sometimes people dance to celebrate big events. Have you ever been to a wedding or another celebration where people danced? Pause for kids to respond. Well, there is a lot of dancing in today's part of God's big story. Let's learn a dance we can all do together.

Teach kids the following dance before adding the music. Start slow and then speed it up. Once kids have it down, play the Dance Music Clip and have kids try dancing to the music. (The clip is the instrumental introduction to Chris Tomlin's worship song "God's Great Dance Floor")

Spotify: "God's Great Dance Floor - Instrumental - Reyer"

Teach the dance in eight-counts as follows: (you can also come up with your own short dance)

Twist, twist, twist, twist, twist, twist, clap, clap

Left foot out, left foot in, right foot out, right foot in, left foot out, left foot in, clap, clap

Right foot out, right foot in, left foot out, left foot in, right foot out, right foot in, clap, clap

Jump, jump, jump, jump, jump, jump, clap, clap

Leader Tip: For Younger Kids. If you have younger kids or kids who are neurodiverse, consider teaching them a simpler dance such as eight claps, eight twists (then repeat).

Make It Inclusive! If there are kids who have mobility issues or motor difficulties, offer hand-over-hand assistance for clapping and twisting or offer alternative movements like raising arms or waving arms in the air.



MUSIC CLIP

When you hear the music play throughout the story, you'll jump up and do this dance. When the music stops, you'll sit down as fast as you can ... quietly! Let's practice.

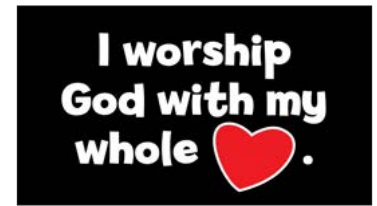
Play the Dance Music Clip and quickly sit down when it ends to model for the kids what you expect of them. Repeat if needed. When you're satisfied everyone understands the music cue, continue with the story.

Years after the Israelites entered the promised land, the people asked for a king even though God Himself was watching over them. A man named Saul became king of Israel, but he didn't obey God or worship God with his whole heart. So God rejected Saul. Then a man named David became king. David trusted God. He was a man after God's own heart (Acts 13:22). And David loved God.

Display the [David Slide](#) or hold up the David posterboard.

When we see these words on the screen (or on the poster), all of you will say what David would say: I worship God with my whole heart!

Practice with the kids. Then return to a blank screen or set the posterboard aside.



David won many victories because the Lord was with him. He conquered Jerusalem and made it the center of the kingdom. David was becoming more powerful, but he wasn't concerned with his own glory. He wanted to honor God so people would know how amazing God is.

Display the [David Slide](#) or hold up the David posterboard and read together: **I worship God with my whole heart!** Then return to a blank screen or set the posterboard aside.

David wanted Jerusalem to be the center of worship for everyone! So he decided to bring the ark of the covenant to Jerusalem, also called the City of David.

The ark was a golden box that represented God's power and presence. It reminded the people of Israel that God rules both heaven and earth. King Saul hadn't paid much attention to the ark, but David was determined to give it a place of honor and bring God's blessing to Israel.

Leader Tip: You may need to explain how the “ark” in this story is different from Noah's ark. The ark of the covenant was a special golden box that represented God's power and presence, while Noah's ark was a large boat.

Full of joy, David brought the ark to the city. It was a day of worship.

Invite kids to stand and dance as you [play the Dance Music Clip](#). Settle everyone after the dance and continue the story.

Every time those carrying the ark of the Lord took six steps, David honored God in a special way. He had the priests sacrifice a bull and a fat calf to God. It was a way to say ... [Display David Slide](#) or hold up the David posterboard and say the words together: **I worship God with my whole heart!** Then return to a blank screen or set the posterboard aside.

By sacrificing these animal, the people were showing God how amazing and worthy of worship He was to them. Then David danced in the street.

Play the [Dance Music Clip](#) as kids dance. When the music stops, have kids remain standing.

The Bible tells us David “danced in front of the LORD with all his might” (2 Samuel 6:14).

Play the [Dance Music Clip](#) as kids dance. Invite kids to remain standing when the music stops.

David danced and danced and danced while the ark of the Lord was carried to Jerusalem.

Play the [Dance Music Clip](#) as kids dance. Then invite kids to settle back in their seats.

David wasn't acting like the kings of other nations. They would have thought dancing in the street was embarrassing and made them less dignified—less worthy of honor. But David didn't care about that. He cared about what God thought, so he worshiped God without holding back.

Display the [David Slide](#) or hold up the David posterboard and say the words together: **I worship God with my whole heart!** Then return to a blank screen or set the posterboard aside.

And the people of Israel joined in, filling the air with shouts and trumpet blasts.

Play the [Dance Music Clip](#) as kids dance. Then have kids settle back into their seats.

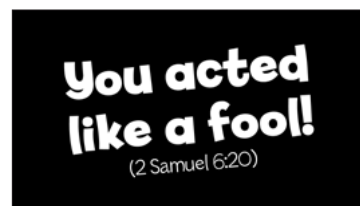
Michal—David’s wife—watched all this from a window. “She saw King David leaping and dancing in front of the LORD” (2 Samuel 6:16). Was this how a king should behave? Michal didn’t think so, and she hated David for it.

All the girls in the room, you’re going to pretend to be Michal. Can you show me your disgust for King David by crossing your arms and scowling? Model this for the kids as the girls follow your lead. **Nice! Now read these words together in your most judgy voice.** [Display the Michal Slide](#) or hold up the Michal posterboard and say the words together: **You acted like a fool!** Then return to a blank screen or set the posterboard aside.

David had the ark placed in a special tent and offered more sacrifices to God. Then David “blessed the people in the name of the LORD who rules over all” (2 Samuel 6:18). When David went home to bless his own family, Michal had nothing kind to say to him. “You are the king of Israel. You have [reeeeeeeeally] brought honor to yourself today, haven’t you?” she said mockingly (2 Samuel 6:20).

[Display the Michal Slide](#) or hold up the Michal posterboard and say the words with all the girls in the room: **You acted like a fool!** Then return to a blank screen or set the posterboard aside.

But David said ... [Display the David Slide](#) or hold up the David posterboard and say the words with all the kids: **I worship God with my whole heart!**



David responded, “I did it to honor the LORD. He chose me instead of your father or anyone else in Saul’s family. The LORD appointed me ruler over his people Israel. I will celebrate to honor the LORD” (2 Samuel 6:21). Because ... [Say the words on the David Slide](#) or posterboard again with the kids: **I worship God with my whole heart!** Then return to a blank screen or set the posterboard aside.

David wanted to worship with his whole heart. He wanted to hold nothing back from God. Like David, we can honor God by caring more about what God thinks than what people think about us. God is honored when we worship with our whole hearts.

Connecting the Wonder Truth

Wonder Ink RESOURCES: David Worships Wonder Truth Slide

Display the David Worships Wonder Truth Slide. Pose the following question to kids to help them connect the Wonder Truth to God's big story:

Our Wonder Truth today is GOD IS HONORED WHEN WE WORSHIP WITH OUR WHOLE HEARTS. Where did you see our Wonder Truth in action in the story? Allow kids to answer freely.

David cared more about glorifying God than receiving honor himself. Though he was king, he recognized God as Lord. Many years later, Jesus came as the everlasting King—God in human form. Jesus is worthy of all our praise. And like David, we can honor Jesus with our worship!



In Awe of God's Wonder

Spend a few moments allowing kids to think about the wonder of God's story, ask questions, and simply be in awe of Him! Give space and instruct kids to respond in their small groups. Give 30-60 seconds per question.

Why does God invite us to worship Him? Allow kids time to respond. Don't rush.

How does worshipping God make you feel? Encourage kids to use emotion words—like *happy*, *excited*, *peaceful*—if they get stuck.

Responding in Worship

SLIDE: RESPONDING IN WORSHIP

Talk about ways we can respond to what we are learning with next steps such as tithing, prayer, asking questions, and worship. Encourage kids to ask their SG leaders any questions they were wondering during the lesson.

***Introduce this next song and invite kids to respond and participate in worship. See the "Worship Posture Tutorial" on the RBKids Resource Page.



WORSHIP VIDEO: INDESCRIBABLE

Blessing Your Kids

Encourage the kids to hold their hands out in front of them, with palms up, as if their hands were open to receive something. Tell them to listen and receive the blessing as you speak it over them. Use your own words. Here is an example:

Blessing: Our amazing God is worthy of worship! May you worship Him with your whole heart and bring Him honor this week.

