

LESSON 4 THE BODY OF CHRIST

LESSON AT A GLANCE

WONDER TRUTH: The Holy Spirit Makes Us One Family

SCRIPTURE: 1 Corinthians 12

GOD'S BIG STORY: Through the power of the Holy Spirit, all followers of Jesus become one family, and each has a special place in the body of Christ.

WORD OF WONDER: Those who are led by the Spirit of God are children of God. —Romans 8:14

CURIOSITY

BELIEF

FAITH

- | | |
|---|----------|
| • Object Lesson: Family Resemblance | 8–10 min |
| • Welcome Question: If you could have any animal as a pet, what would you choose? | 2 min |
| • SMALL GROUP | 25 min |
| • Declaring God's Wonder | 1–2 min |
| • Prayer of Invitation | 1–2 min |
| • Worship: Your Love for Me, Love Come Down | 8–10 min |
| • God's Big Story | 5–6 min |
| • Connecting the Wonder Truth | 1–2 min |
| • Responding in Worship: Holy Forever | 3–4 min |
| • Blessing Your Kids | 1–2 min |
| • SMALL GROUP: Responding in Worship Activity | 5–10 min |



Schedule:

Pre-service Activities: 10 min before service

Small Group: 20-25 minutes

Large Group: 30-35 minutes

Small Group Response Activity: 5-10 min



Holy Spirit Our Helper Spotify playlist

INVITATION

We invite you to pause, listen, and shift your gaze toward the Father ...

LESSON AT A GLANCE

WONDER TRUTH: The Holy Spirit Makes Us One Family

SCRIPTURE: 1 Corinthians 12

WORD OF WONDER: Romans 8:14

I talked my kids into helping make brownies. They cracked a couple eggs, mixed the oil, water, and brownie mix (not from scratch, we're not that fancy!) and put them in the oven—and they were ... chef's kiss. A simple recipe, but it's still important to use all the right ingredients and correctly. That's like the church. There are a lot of different parts, and when mixed well together, they produce something beautiful. Paul liked to refer to the church as a body. Similar to a good recipe, all the parts of the body of Christ need to mix well and work together for the whole body to function as it should.

It should be no surprise that the Spirit is at work in the church. Read 1 Corinthians 12:4–27. Paul reminds us that while we are all separate parts of the body, we are united in one Spirit. We may have different gifts, strengths, ministries, and interests when it comes to serving our church, but always the same Spirit. Where do you fit within your church body? (Children's ministry, maybe?)

Paul's words in 1 Corinthians 12 also remind us that our gifts, while different, actually come from the Spirit. Just as our physical bodies need different working parts doing their unique jobs, we—the church—need different people with unique gifts and talents so together we can thrive, and in thriving, bring glory to God. How can you encourage others in serving with their spiritual gifts?

—Kramer Mize

Ministry Volunteer

Contributor to Wonder Ink

DID YOU KNOW?

FOUNDATION BUILDING BLOCKS

WHO?

The Holy Spirit is God, one with the Father and the Son. He is fully powerful, fully wise, and fully loving. He inspired Scripture, unites people to Jesus, and empowers believers to serve one another and spread the good news that Jesus is Lord.

WHAT?

The Holy Spirit establishes a new community—the family of God—because every believer receives the same Spirit. The Spirit gives each person gifts and abilities to serve others and build up the church. Every believer is an important part of the body of Christ.

WHERE?

Corinth was a Roman colony in Achaia (uh-KAY-uh), which was south of Macedonia in the southern part of present-day Greece. It was about 50 miles west of Athens. Paul likely wrote 1 Corinthians from Ephesus, which was across the Aegean Sea in present-day Turkey.

WHEN?

Paul first arrived in Corinth and established the church there during his Second Missionary Journey around AD 50. He likely wrote 1 Corinthians around AD 53 or 54, during his ministry in Ephesus.

CONNECTING TO GOD'S BIG STORY

Sin separates us from God, but Jesus broke the power of sin and defeated death on the cross. The presence of the Holy Spirit means that we are now part of God's forever family, empowered to love one another and spread the good news.

Large Group

Spark curiosity, encourage exploration, and get kids thinking about the wonder of God.

LESSON AT A GLANCE

WONDER TRUTH: The Holy Spirit Makes Us One Family

SCRIPTURE: 1 Corinthians 12

WORD OF WONDER: Romans 8:14

As kids arrive...

Around 20 minutes before service begins, display series theme loop. Play high-energy music in the background.

LG Leader walks around the room on mic and greets kids by name as they enter the room. Welcome kids by name and greet them with enthusiasm. Be extra intentional about hearing and responding

SLIDE: SERIES THEME LOOP

VIDEO: COUNTDOWN (2min OR 30sec) Start a countdown to begin game 10 minutes prior to service start)

Object Lesson: Family Resemblance

SUPPLIES: timer (optional)

SLIDE: FAMILY RESEMBLANCE

Invite kids to stand. **In a moment I'll call out a question, and it's your job to decide how you'd answer. Except you won't be telling me your answer. Instead, you'll have 30 seconds to move around the room and find as many people as you can who answered the question the same way. After 30 seconds, I'll yell, "Family Resemblance!" That's your signal to listen for the next question.**



One at a time, call out a question (see below). Play the [Holy Spirit 30-second Countdown Video](#) or set a timer for 30 seconds. If kids are still moving around after 30 seconds, give them a little more time as needed. Then shout out, "Family Resemblance!" Consider giving each group a chance to share their answer with everyone. Then move on to another question. Play several rounds as time allows.

Questions you might ask include: What's your favorite pizza topping? Favorite class in school? Second most favorite color? Favorite ice cream flavor? Favorite TV show? Favorite fruit? Favorite season? The color of your favorite socks? Favorite musical artist? Favorite sports team? Favorite superhero? Favorite sound? Favorite meal?

Gather kids back together .

SLIDE: WONDER TRUTH

"It looks like most of us found people who like what we like. And even though we might not look anything like the people in our groups, we'll learn today that we might resemble each other in more ways than sharing the same favorite food or favorite subject in school.

Today we're looking at how we're like and not like members of our spiritual family. If we're led by the Spirit, we're children of God—and that means we're part of one family ... God's family! Today's Wonder Truth is **THE HOLY SPIRIT MAKES US ONE FAMILY.**"



Welcome Question

SUPPLIES: paper, coloring utensils, poster board OR , whiteboard, dry-erase markers (if needed)

SLIDE: WELCOME QUESTION

At service start time, draw kids' attention to the Welcome Question.

Invite kids to write answers on the poster board or whiteboard.

If you could have any animal as a pet, what would you choose?

"When we bring a pet into our homes—whether it's a puppy, kitten, snake, or scorpion—it becomes part of our family. Today we're talking about a family that everyone who follows Jesus becomes a part of, not as a pet, but as a child ... an adopted child of God. We'll dig deeper into that, but first, it's time to be curious."



Small Group

Introduce small group time. While kids are in small group, consider sitting in the groups for a few minutes each. Engage and interact as is appropriate.

Countdown

After about 15 minutes of small group, give a 5 minute warning and begin the countdown.

VIDEO: COUNTDOWN

"Hey everyone! Welcome to our Large Group Worship time! My name is _____ and I'm excited to take this time to worship God, review what we just read, and talk about ways we can respond to what we are learning about God! We are going to pray as we prepare our hearts to worship God!"

Declaring God's Wonder

SLIDE: DECLARATION

Read each line boldly and invite kids to repeat after you.

Thank You, God, that You are good! (Kids repeat.)

You made me on purpose, for a purpose. (Kids repeat.)

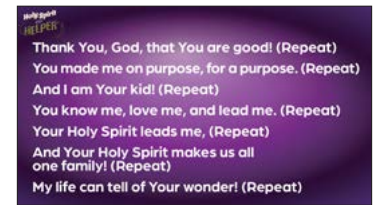
And I am Your kid! (Kids repeat.)

You know me, love me, and lead me. (Kids repeat.)

Your Holy Spirit leads me, (Kids repeat.)

And Your Holy Spirit makes us all one family! (Kids repeat.)

My life can tell of Your wonder! (Kids repeat.)



Prayer of Invitation

Before entering into God's big story, lead kids in a prayer of invitation. Use your own words. Here is an example: **Father God, thank You for loving us as Your children. We're glad to be a part of Your family and want to know more of Your story. We ask the Holy Spirit to help us understand more about You as we dig into the Bible. We love You, Father! In Jesus' name, Amen.**

Worship

Consider sharing some about the songs you are going to sing. What they mean, why we sing them, why they are meaningful and important to you!

"We're going to stand and sing together! One way that we show love to God is to worship through song! So stand up, sing loud, and join in the motions with us. God loves to hear us sing praises to Him! Let's stand together and sing!"


WORSHIP VIDEOS: Your Love for Me, Love Come Down

God's Big Story

SLIDE: TITLE

"Have you ever seen how a team works together to win a game? Everyone has a different job to do, but they're all important! In today's Bible story, we'll hear how the church is like a body—every part is different, but every part matters. God made each of us special with different gifts so we can help each other and work together as one big team!"

VIDEO: GODS BIG STORY



LESSON 4 THE BODY OF CHRIST

EXPERIENCE IT! SCRIPT


SUPPLIES: cardstock, scissors (prep only), paper clips (1 per 6 kids), Holy Spirit Flame Bag (from Lessons 1 and 3), Bible, coloring utensils (wide range of colors, 1 per kid)

RESOURCES: Holy Spirit Body Puzzle Sheet (2-sided, 1 for every 6 kids), Letter to Corinth Prop Sheet (1/LG)

Ahead of time, print the Holy Spirit Body Puzzle Sheet double-sided on cardstock (one for every six kids). A large flame that says, “I am God’s kid” should be on one side of each piece, and the outline of a portion of a child’s body—not the full body—should be on the other side! It’s a puzzle kids will solve together by bringing their different pieces. Cut along the dotted lines and paperclip the pieces together in groups of six (one whole body). Place the puzzle cards in the Holy Spirit Flame Bag used in Lessons 1 and 3.



If you don’t have the Holy Spirit Flame Bag from Lessons 1 and 3, you can make one. Put red, orange, and yellow tissue paper into a white gift bag so it resembles a present—the gift of the Holy Spirit. Make sure the flame-colored tissue paper is visible. Tape or glue copies of the Full-size Holy Spirit Flame Sheet (from Lesson 1) onto each side of the bag.



Gather coloring utensils (one per kid) in a wide range of colors. Place them in the Holy Spirit Flame Bag with the puzzle cards. Print the Letter to Corinth Prop Sheet, placing it and a Bible where you can grab them easily. (You’ll use the letter as a prop only.)

"Jesus came to bring salvation to the whole world. He died on the cross to defeat death and make the way for all people to be part of God’s forever kingdom.

After Jesus rose from the dead and went up to heaven, God sent the Holy Spirit. Hold the Holy Spirit Flame Bag. The Holy Spirit is God—our powerful, wise, and loving helper. Ask another leader to hand out the puzzle pieces from the Flame Bag as you continue: The Spirit gave the disciples power to spread the news that Jesus is Lord. This incredible news started moving from Jerusalem to the ends of the earth. Many people believed in Jesus. Jews and non-Jews, called Gentiles, slaves and free people all received the same Holy Spirit. They all became children of God and members of one family—God’s family! Ask kids what it says under the flame on their cards. (“I am God’s kid.”) Help them draw the connection that if ____ (use kids’ names) is God’s kid, and so is ____ and ____, and I am God’s kid ... it must mean we are all brothers and sisters in God’s family! **Everyone who believes in Jesus and follows Him is in God’s family! What good news!**



Leader Tip: For some kids, this might be the first time they hear that they can be children of God. Explain that anyone who chooses to follow Jesus and accept God’s gift of forgiveness and salvation is a child of God!

The apostle Paul was a good news spreader! He shared Jesus with many Gentiles. He let them know that Jesus, Israel's Messiah, is the King of the whole world. Paul traveled to many places and wrote many letters, all to share this good news. In his first letter (hold up the Letter to Corinth Prop Sheet) to the church in Corinth, Paul shared about the work of the Holy Spirit. We can read this letter in our Bible (hold up a Bible) in the book of 1 Corinthians!

Paul taught that the Holy Spirit is our helper. The Spirit helps people know and declare Jesus is Lord! He helps people by giving them abilities, called gifts, to serve others as part of God's family. Paul writes, "The Holy Spirit is given to each of us in a special way. That is for the good of all" (1 Corinthians 12:7). From the Holy Spirit Flame Bag, pull out coloring utensils. Ask a leader to give one to each kid as you continue: **The same Spirit gives some people great wisdom and others great faith, and still others the ability to perform miracles or speak God's message or do any number of things. He works through different people in different ways, but every gift is given by the same Holy Spirit.** Ask kids to color inside the dark lines of the image on the back of their Holy Spirit puzzle card.

This work of the Spirit makes each person who follows Jesus a part of God's big family. Jews and Gentiles. Slaves and free people. All are part of God's family because all are given the same Spirit. Invite the kids to hold up their cards, showing the flame. Ask kids to look around and see if they have the same image of the Holy Spirit as the kids sitting next to them. (Yes!) But what about the back of the card? Ask them what they see. (hands, legs, parts of a body) Ask the kids whether the back of their card is the same or different as the kids sitting next to them. They will likely be different, with varying colors and parts of a body.

Followers of Jesus are like one body made up of different parts, and each part is needed to make the body work. Paul writes, "God has placed each part in the body just as he wanted it to be" (1 Corinthians 12:18). **Then Paul explains, "The eye can't say to the hand, 'I don't need you!' The head can't say to the feet, 'I don't need you!' In fact, it is just the opposite. The parts of the body that seem to be weaker are the ones we can't do without"** (1 Corinthians 12:21–22).

Encourage kids to find others who have different parts of the body than the one that's on the back of their cards. Challenge them to work together to make a complete picture of a body. Let kids know there are six pieces total in each puzzle. Once the body puzzles are put together, invite each group to show their completed puzzle so everyone can admire the different colors! Compliment kids for working together, adding their own piece to make a whole body.

Leader Tip: Be prepared with extra puzzle pieces, especially if you think you'll have a number of kids that's not an exact multiple of six. Before handing out the Puzzle Cards, stack them in groups of six (one whole body), so you know what is left.

If your space is conducive, make a circle so everyone can see each other. **There are no unimportant parts of the body of Christ, known as the church. And there are no unimportant people in God's big family. The Holy Spirit, God's presence in our lives, makes us one. As children of God, we take care of one another. We are not against each other—we are always for each other. With the Holy Spirit's help, we build each other up. We share each other's joy and sadness. We suffer together, and we celebrate together too. We love each other as Jesus loves us.**

Hold up the Holy Spirit Flame Bag. **Every follower of Jesus receives the same Spirit. Our amazing helper makes us one with each other, giving each of us a unique way to serve our brothers and sisters in Christ. The Holy Spirit makes us one family."**

Connecting the Wonder Truth

SLIDE: WONDER TRUTH

Pose the following question to kids to help them connect the Wonder Truth to God's big story:

"Our Wonder Truth today is **THE HOLY SPIRIT MAKES US ONE FAMILY**. Where did you see our Wonder Truth in the story? Allow kids to answer freely.



Sin, the wrong things we do, separates us from God, but Jesus broke the power of sin and defeated death when He died on the cross. When we believe in Jesus and follow Him, God gives us His presence—the Holy Spirit—which means we are now part of God's forever family!"

Responding in Worship

SLIDE: RESPONDING IN WORSHIP

Talk about ways we can respond to what we are learning with next steps such as tithing, prayer, asking questions, and worship. Encourage kids to ask their SG leaders any questions they were wondering during the lesson.

***Introduce this next song and invite kids to respond and participate in worship. See the "Worship Posture Tutorial" on the RBKids Resource Page.



WORSHIP VIDEO: HOLY FOREVER

Blessing Your Kids

Encourage the kids to hold their hands out in front of them, with palms up, as if their hands were open to receive something. Tell them to listen and receive the blessing as you speak it over them. Use your own words. Here is an example:

Blessing: May you always remember God loves you and has called you to be His child! May you follow Jesus all the days of your life and experience the joy of being part of His body!