

LESSON 4

THE LAST SUPPER

LESSON AT A GLANCE

WONDER TRUTH: Jesus Wants Us to Remember His Death

SCRIPTURE: Luke 22

GOD'S BIG STORY: At His last supper with His disciples, Jesus introduces Communion and asks His disciples to use the bread and the cup to remember His death.

WORD OF WONDER: Come to me, all you who are tired and are carrying heavy loads. I will give you rest.

—Matthew 11:28

CURIOSITY

BELIEF

FAITH

- Interactive Game: The Fast Supper
- Welcome Question: What is one of your favorite memories?
- SMALL GROUP
- Prayer of Invitation
- Declaring God's Wonder
- Worship: Praise You Anywhere, Take You At Your Word
- God's Big Story
- Connecting the Wonder Truth
- Responding in Worship: Worthy of it All
- Blessing Your Kids



Walking With Jesus Elementary Spotify playlist

INVITATION

We invite you to pause, listen, and shift your gaze toward the Father ...

LESSON AT A GLANCE

WONDER TRUTH: Jesus Wants Us to Remember His Death

SCRIPTURE: Luke 22

WORD OF WONDER: Matthew 11:28

Sharing meals together is a natural part of life. While walking together from town to town, Jesus and the disciples ate together as good friends do. In Luke 22, we see what Christians traditionally refer to as the Last Supper. Take time now to read Luke 22:7–20.

It was time to observe Passover, and Jesus gathered His disciples together to partake of this sacred feast. I wonder if the disciples thought this was just another meal they were eating together. Yes, it had the significance of being Passover, but do you think they realized this was the last supper they would eat with Jesus before He died?

Jesus spoke some powerful words to prepare the disciples for what was just mere hours away. This special supper has become the foundation of an important ritual. Churches all over the world remember Jesus' death by observing the Lord's Supper or Communion.

Whether we physically partake of a drink and food to remember Jesus' death or simply set time aside to sit in Jesus' presence, it is so important that we remember what He did for us. His sacrificial death removed the eternal consequence for sin and provided the way for us to walk daily with Jesus. As we remember His death, may we never forget how our Savior showed His ultimate love to us.

—Ana Dutton

Children's Ministry Volunteer

Contributor to Wonder Ink

DID YOU KNOW?

FOUNDATION BUILDING BLOCKS

WHO?

Jesus shared the Passover Feast with His 12 disciples. He gave Peter (also called Simon) and John (self-described “the disciple Jesus loved”) the task of preparing for the meal according to His instructions. Judas Iscariot served as the group’s treasurer and betrayed Jesus in the garden of Gethsemane.

WHAT?

Judas agreed to betray Jesus to the chief priests. Then Jesus shared the Passover meal with His disciples, knowing that His suffering was near. Jesus told the disciples to remember His death as His body would be given for them and His blood poured out.

WHERE?

Jesus and His disciples shared the Last Supper in the upstairs guest room of a house within the city walls of Jerusalem. Because it was a two-story house, it was likely owned by a somewhat wealthy person and located in the Upper City near the temple.

WHEN?

This story happens during the Passover Feast, when Jewish people remembered how God delivered His people from slavery in Egypt. It comes just before Jesus was betrayed in the garden of Gethsemane, which led to His suffering and death on the cross.

CONNECTING TO GOD’S BIG STORY

During the Last Supper, Jesus referred to the cup as “the new covenant in my blood” (Luke 22:20). Jesus was about to give His life and pour out His blood to achieve a new and greater deliverance than the exodus—deliverance from sin and death.

Large Group

Spark curiosity, encourage exploration, and get kids thinking about the wonder of God.

LESSON AT A GLANCE

WONDER TRUTH: Jesus Wants Us to Remember His Death

SCRIPTURE: Luke 22

WORD OF WONDER: Matthew 11:28

As kids arrive...

Around 20 minutes before service begins, display series theme loop. Play high-energy music in the background.

LG Leader walks around the room on mic and greets kids by name as they enter the room. Welcome kids by name and greet them with enthusiasm. Be extra intentional about hearing and responding

SLIDE: SERIES THEME LOOP

VIDEO: COUNTDOWN (2min OR 30sec) Start a countdown to begin game 10 minutes prior to service start)

Interactive Game: The Fast Supper

7-10 MINUTES PRE-SERVICE

SUPPLIES: tables (2); tablecloths (2); disposable plates (8-10); disposable forks, knives, and spoons (8-10 of each); disposable cups (8-10); disposable napkins (8-10); candlesticks (4, optional); candles (4, optional)

SLIDE: FAST SUPPER

Ahead of time, set up two tables at one end of the room. Put all the supplies at the opposite end of the room in two piles. Each pile should have the same number of tablecloths, plates, utensils, napkins, etc.

"Today we are going to learn about a very special meal Jesus had with His disciples. Let's play a fun game and practice setting a table as fast as we can!"

Help kids divide into two teams. Invite each team to gather at the end of the room with the supplies. Assign each team to one pile of supplies. On your signal, the first kid on each team will grab the tablecloth and race to the other end of the room to put it on the table. Once it's on correctly, she will race back to tag a teammate, who will then bring one plate to the table. Continue the race, having kids bring one item at a time to the table and place it in a position so that the table will look set and ready for a meal. The first team to complete their table wins the race. Play a few rounds if time allows. (If your group is large or your space small, consider placing just one table at the front. Invite several kids to set the table for a fancy feast while all the others encourage them and shout out ideas about how to make it look nice.)



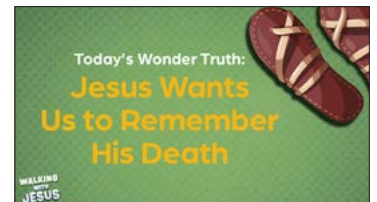
Leader Tip: For Younger Kids. Modify this activity for younger kids by taking the racing aspect out and having the kids work together to set the most beautiful table they can. If you have butcher paper, you can use it as a tablecloth and the kids can use markers to decorate the paper.

Make It Inclusive! If you have kids with mobility issues, invite them to stay at the tables and help arrange the items into a proper table setting. For kids who might have a hard time with turn-taking or understanding the rules of the activity, consider pairing an adult volunteer with them to buddy up, or invite all the kids compete in pairs!

Great job setting this table quickly! Today we are going to learn about the last supper Jesus had with His disciples before He died on the cross. It was the time when Jesus introduced Communion—a meal to remember how He gave His body and blood to rescue us from our sin. It was a very special meal and one He wanted His friends to remember forever.

SLIDE: WONDER TRUTH

Today's Wonder Truth is **JESUS WANTS US TO REMEMBER HIS DEATH.**



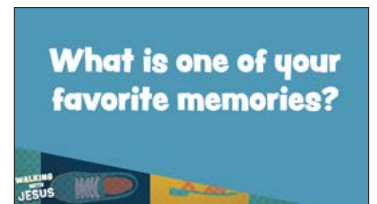
Welcome Question

SUPPLIES: paper, coloring utensils, poster board OR , whiteboard, dry-erase markers (if needed)

SLIDE: WELCOME QUESTION

At service start time, draw kids' attention to the Welcome Question: Invite kids to write answers on the poster board or whiteboard.

"Thanks for sharing your special memories with us! Today we are going to learn about a very special meal Jesus had with His disciples before He died on the cross. But first it's time for small group."



Small Group

Introduce small group time. While kids are in small group, consider sitting in the groups for a few minutes each. Engage and interact as is appropriate.

Countdown

After about 15 minutes of small group, give a 5 minute warning and begin the countdown.

VIDEO: COUNTDOWN

"Hey everyone! Welcome to our Large Group Worship time! My name is _____ and I'm excited to take this time to worship God, review what we just read, and talk about ways we can respond to what we are learning about God! We are going to pray as we prepare our hearts to worship God!"

Prayer of Invitation

Before entering into God's big story, lead kids in a prayer of invitation. Use your own words. Here is an example: **Father, thank You for bringing each of us here today. As we learn more about You and Your big story, please teach us through the power of Your Holy Spirit. Help us listen, understand, and walk with You every day. In Jesus' name, Amen.**

Declaring God's Wonder

SLIDE: DECLARATION

Read each line boldly and invite kids to repeat after you.

Thank You, God, that You are good! (Kids repeat.)

You made me on purpose, for a purpose. (Kids repeat.)

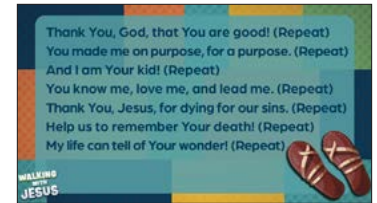
And I am Your kid! (Kids repeat.)

You know me, love me, and lead me. (Kids repeat.)

Thank You, Jesus, for dying for our sins. (Kids repeat.)

Help us to remember Your death! (Kids repeat.)

My life can tell of Your wonder! (Kids repeat.)



God's Big Story

SLIDE: TITLE

Explain to kids that today's story is from Luke 22. This story happens during the Passover Feast, when Jewish people remembered how God delivered His people from slavery in Egypt.

"Let's start by watching part of God's big story directly from the Bible. Afterward, we will experience more of the story!"

VIDEO: GODS BIG STORY



LESSON 4 THE LAST SUPPER

EXPERIENCE IT! SCRIPT

Ahead of time, divide into groups of 5–6 kids. Determine which parts of your space you will point to for different moments in the story.

"Today we are going to talk about something especially important that happened in the life of Jesus—something that still shapes how we worship Him today. Will you help me do that?" Pause for kids to respond. **Great! I'll ask you to act out different moments in the story. Sometimes your whole group will act out a moment. Sometimes your group will choose a few kids to act out something. How does that sound?"** Pause for kids to respond. **Here we go!**

Leader Tip: Rather than have groups of kids act out parts of the story, you may want to have specific kids lead the entire experience of this story from the stage. This is a great way to incorporate the budding actors in your ministry.

By the time Jesus' death on the cross drew near, He had taught many people about the kingdom of God. He had loved people others hated and invited them to sit at His feet and listen. Jesus healed the sick, drove away evil spirits, and forgave sins, completely removing the wrong things people did. The broken parts of the world were being fixed! Everyone, act out how Jesus healed the sick. Allow kids to respond. **Now show me how Jesus loved people.** Allow kids to respond. Name aloud what you are seeing the kids act out so that the rest of your group can hear. After naming what you see, begin the next part of the story.

Jesus and His disciples traveled to Jerusalem for the Passover Feast. Invite the groups to "travel" by marching in a circle. **Good traveling!**

The Passover Feast was the time when God's people remembered how God delivered the Israelites from slavery in Egypt. Jesus sent Peter and John—two of His disciples—to prepare for the Passover meal. Tell each group to choose two kids to be Peter and John. **As you hear the next words, act out this part of the story! " 'Where do you want us to prepare for it?' they asked" (Luke 22:9). Jesus told them to enter the city and meet a man carrying a jar of water.** Ask each group to pick a kid to be the man carrying water. Have fun commenting on the different "sizes" of water jars the kids pretend to hold—or if they forget to hold a water jar. **The man would lead Peter and John to a house, and the owner would show them an upstairs guest room for Jesus and His disciples to use. Peter and John left and found things just as Jesus had told them, so they prepared the meal (Luke 22:13). OK, water jug kids, lead Peter and John so they can get the meal ready!** Allow time for kids to act out this part of the story.

When it was time, Jesus and His disciples took their places at the table. Tell the kids to gather together in their groups at a "table." **Did you know that in Jesus' time, tables were so low to the ground that people ate lying on their sides? They propped themselves up on their elbows and stretched out. Can you try? Imagine there is a table in the center!** Give the kids time to get settled.

Jesus said to His disciples, "I have really looked forward to eating this Passover meal with you. I wanted to do this before I suffer. I tell you, I will not eat the Passover meal again until it is celebrated in God's kingdom" (Luke 22:15–16). Why did Jesus say that? Jesus knew He was about

to suffer and that His death would mean something important. God's big story was about to have its major moment. Somehow Jesus' death would lead to a celebration in God's kingdom.

As I read the next words, act out this part of the story in your groups. Choose one person to demonstrate the actions of Jesus. Allow time for kids to choose who will do the actions of Jesus. During the meal, Jesus took bread, gave thanks to God, and broke it. He handed the pieces to His disciples and said, "This is my body. It is given for you. Every time you eat it, do this in memory of me" (Luke 22:19). The broken bread was a physical picture of Jesus' body, which would soon be "broken" on the cross. Jesus was going to give His life for the good of the whole world. Jesus wanted the disciples to remember His death. Pause and notice what the groups are doing. Name what you are seeing before moving to the next part of the story.

You can act out this next part too. After supper, Jesus took a cup of wine. "He said, 'This cup is the new covenant in my blood. It is poured out for you' " (Luke 22:20). Pause and notice what the groups are doing.

The wine was a physical picture of Jesus' blood, which He would soon pour out as He died on the cross. Through dying, Jesus was going to deliver people from their sins and from death itself. This is even greater than when God delivered His people from slavery in Egypt. Jesus was going to make the way for God's forever kingdom.

You have done such a great job bringing this story to life. If you're still laying on your side, you can sit up normally now to hear the ending. Give kids time to get settled; be sure to gently regain their attention if necessary.

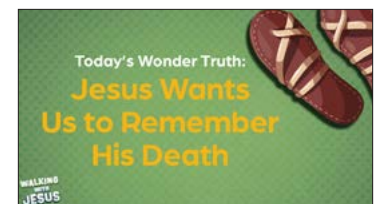
Not everyone loved Jesus or believed in His power, including the chief priests and teachers of the law. They would try to put an end to Jesus. But Jesus would triumph through His death. He would defeat the powers of darkness so that the world could be made new again. So remember His death! That's what Jesus told His disciples, both those who lived then and those who follow Him today. Jesus wants us to remember His death."

Connecting the Wonder Truth

SLIDE: WONDER TRUTH

Pose the following question to kids to help them connect the Wonder Truth to God's big story:

"Our Wonder Truth today is **JESUS WANTS US TO REMEMBER HIS DEATH**. Where did you see our Wonder Truth in the story? Allow kids to answer freely.



During the Last Supper, Jesus referred to the cup as "the new covenant in my blood" (Luke 22:20). A covenant is an unbreakable promise. Jesus is God's unbreakable promise to us. He died on the cross and poured out His blood so our sins can be forgiven and we can have a relationship with God forever!"

Responding in Worship

SLIDE: RESPONDING IN WORSHIP

Talk about ways we can respond to what we are learning with next steps such as tithing, prayer, asking questions, and worship. Encourage kids to ask their SG leaders any questions they were wondering during the lesson.

***Introduce this next song and invite kids to respond and participate in worship. See the "Worship Posture Tutorial" on the RBKids Resource Page.



WORSHIP VIDEO: WORTHY OF IT ALL

Blessing Your Kids

Speak a blessing over your kids, as a group or as individuals. Use your own words. Here is an example:

Blessing: May the Lord bless and keep you this week. As you remember the death of Jesus, rejoice that He died for You because He loves You!

1 WWJ Theme Loop.mp4
0:04.00
WALKING WITH JESUS

2 walking_with_jesus_...
2:03.00
WALKING WITH JESUS
01:58

3 walking_with_jesus_...
0:32.80
WALKING WITH JESUS
00:28

4 The Fast Supper Slid...
The Fast Supper

5 4 Last Supper Word...
Today's Wonder Truth:
Jesus Wants Us to Remember His Death

6 4 Last Supper Welc...
What is one of your favorite memories?

7 walking_with_jesus_5...
5:03.18
WALKING WITH JESUS
04:58

8 4 Last Supper Decla...
Thank You, God, that You are good!
And I am Your kid!
You know me, love me, and lead me.
Thank You, Jesus, for dying for our sins.
Help us to remember Your death!
My life can't tell of Your wonder!

9 Praise You Anywhere...
3:39.30
Worship with Motions
THE SCRIPTURE KIDS

10 Take You At Your W...
3:49.10
WORD

11 Walking With Jesus...
WALKING WITH JESUS

12 4 Last Supper Title...
In God's Big Story:
The Last Supper
Luke 22

13 WWJ Elem Gods Big...
5:03.93
Wonder Ink

14 Walking With Jesus...
WALKING WITH JESUS

15 Responding in Wors...
Responding in Worship

16 worthy_of_it_all_...
4:31.47
Shout Praises Kids

17 WWJ Theme Loop.m...
0:04.00
WALKING WITH JESUS