



Kids Club

Elementary Leader Guide

Feb.
Week 3
Feb. 16, 2024

Leader Info

Each week kids will learn about a few books of the Bible along with some simple hand motions to help them remember what each book is about. The goal is that by the end of the 12 weeks, kids will be able to say all 66 books of the Bible from memory and have a general idea of what each book is about.

Memory Verse:

"God has breathed life into all Scripture. It is useful for teaching us what is true. It is useful for correcting our mistakes. It is useful for making our lives whole again. It is useful for training us to do what is right." - 2 Timothy 3:16 (NIRV)

Lesson 7: The Lessons About Jesus

Scripture: John 3:16-17

Bottom Line: The Gospels tell the story of Jesus.

Objective: Kids will memorize the next four books: Matthew, Mark, Luke, and John.

Summary: The Gospels are the books that change the whole story of the Bible. Jesus has come to fulfill the prophecies, to pay the price for our sins, and set us free.

Schedule:

20 minutes- Set out 2-4 rotations of seated activities for kids to play. Sit with them, play with them. Ask questions about their past week, pets, family, and other things that are important to them. This is important relation-building time!

10 minutes- Lesson intro and discussion (page 1)

10-15 minutes- Activities (page 2)

15-20 minutes- Games // Free play

MEMORY VERSE

Memory Verse:

“God has breathed life into all Scripture. It is useful for teaching us what is true. It is useful for correcting our mistakes. It is useful for making our lives whole again. It is useful for training us to do what is right.” - 2 Timothy 3:16 (NirV)

SUPPLIES: notecards

Give each kid one word or a few words of the verse on a note card. See if they can arrange the cards and get the verse right. Then read the verse aloud with the kids.

TEACHING TIME

BOTTOM LINE:

The Gospels tell the story of Jesus.

SAY:

“The first 39 books of the Bible make up the Old Testament. These books were all written in the days before Jesus. They teach us how the world began, how God chose a special people, and the history of those people.

The Old Testament is also filled with poetry, wisdom and prophecy. Many of these prophecies speak about God’s plan to save the world from sin. God promised to send a Savior, a Messiah, who would conquer sin so that we could be reunited with God. The people waited and waited for the Messiah to come, and finally, as the New Testament begins, he arrives.

The New Testament is the story of the Messiah and how he changed the world. God sent his son Jesus to die for our sins, fulfilling all the promises and prophecies of the Old Testament. The first four books of the New Testament are called the Gospels, and each one tells the story of Jesus from a different point of view. Each one separately is an amazing story, but the more we read, the bigger picture we get of who Jesus was and why God sent him to Earth.

READ JOHN 3:16-17

Main Point:

“John 3:16 is probably the best known verse in the entire Bible. This verse sums up exactly why Jesus came to Earth. God loved the world so much, he sacrificed his own son to save it. Anyone who believes in Jesus will have eternal life.

Many people know verse 16 but not verse 17, and verse 17 has something very important to add to this message. Jesus did not come into this world to condemn us.

Even though we are sinners and we deserve to be punished for our sin, God’s purpose for Jesus was to save us. God loved us too much to let us die in our sin, and that is why he sent Jesus.



God could have given up on mankind at any time. He could have wiped out the whole world, including Noah and his family, in the Great Flood. He could have abandoned his chosen people Israel to the Babylonians and let them all die in captivity. But God gave them a second chance, just as he always had.

God loved us so much, he gave up his only son to save us. That's not just the message of the Gospels, that's the message of the entire Bible!

Drive it Home:

"There are four Gospels in the modern Bible, each written by a different man for a different audience, but all were written with one goal in mind: to convince people to believe that Jesus was the son of God.

Matthew was a Jew. He was a tax collector Jesus called to follow him. Matthew, more than any other Gospel writer, refers to the Old Testament prophecies hoping to convince his fellow Jews that Jesus is the Messiah God had promised them.

Mark's book is shorter than the others. It's likely he wrote his book in Rome, where his mentor the apostle Paul was in chains for Christ. Mark wanted to reassure the faithful that Jesus was who he said he was so they would stand strong in the face of persecution.

Luke was a doctor. His account of Christ's life is very detailed, and it's written in a way to convince his readers to believe in Jesus.

John's Gospel is the most unique of the four, and his shows the picture of a very loving Savior. John was closer to Jesus than any of the other Gospel writers, and he was the only disciple who followed him to the cross. It's a beautiful picture of the Messiah who came to die for our sins.

The Gospels are the key books of the entire Bible because it's in the Gospels that our fate changes. We are no longer lost. We can be saved through the blood of Jesus. Matthew, Mark, Luke, and John tell us how Jesus came to save us and how we can be saved!

HAND MOTIONS:

"The New Testament is the second part of the Bible. In the New Testament, everything changes because God sends his son Jesus to die for our sins.

The first four books of the New Testament are called the Gospels. The Gospels were written by men who knew Jesus, and each one tells the story of Jesus from their own point of view.

Matthew is the first of these Gospels. Matthew was a tax collector whom Jesus called to be one of his followers. Matthew wrote his Gospel to the Jews so they would believe in Jesus. Let's make a big M for Matthew with two hands to help us remember his book.

Mark's Gospel is much shorter than Matthew. In fact it's the shortest of all the Gospels. Mark probably wrote his Gospel to encourage the believers in Rome when they were being persecuted. Let's make a small M with three fingers on one hand to remember Mark.


Luke was a physician, a very detailed man who wrote his Gospel to help people believe that Jesus was the Son of God. For Luke, we can form two fingers into the shape of an L.



Finally we come to John. John was one of the first disciples and the only to follow Jesus to the cross. John wrote that Jesus was the Word of God, so we can make a W to help us remember the words of John.


Now repeat them all with me, with the hand motions, so we can all memorize the Gospels."

Repeat the four books and their hand motions with the kids 2-3 times then go through all the books from Genesis to John to wrap up the lesson



MATTHEW

Make a big "M" with two hands




MARK

Make a small M with 3 fingers on one hand



LUKE

Make an L with the thumb and index finger of one hand



JOHN

Make a W to remember, "In the beginning was the Word..."

ACTIVITIES

ICEBREAKER:

Can you share a time when you felt deeply loved or accepted, and how that impacted you?

This ties into the theme of God's love and acceptance in the verses while encouraging personal reflection and connection.

GAME: LOVE TAG

SUPPLIES: no supplies needed

1. Choose one child to start as "It" (representing God's love).
2. "It" runs around and gently tags other kids. When a child is tagged, they link arms with "It" (symbolizing being "caught" by God's love).
3. As more children are tagged, the chain of God's love grows longer.
4. The game ends when all the kids are part of the chain, illustrating how God's love includes everyone.
5. Repeat with different leaders as desired.

WHAT'S THE POINT?

After the game, explain how the growing chain symbolizes God's love reaching everyone in the world, just like in John 3:16-17. You can ask, "How did it feel to be included in the chain?" and remind them that God wants everyone to know His love.

REVIEW: KIND OF A BIG DEAL

SUPPLIES: **Books of the Bible Key Chain Cards(1 set/kid), metal binder rings (1/kid)**

PREP: Cut out the books of the bible sets so each kid has a set. Punch a hole in the top left corner of each card.

Each week, kids will add the books they are studying each week to their key chain. Make sure their names are on their keychain somewhere. They will leave it at church and take home at the end of the Books of the Bible Unit.

Add the history books from today: Matthew, Mark, Luke, and John.

Recite the books and practice the motions as kids add to their keychain. Have volunteers read the clues on the back of each card.



PRAYER:

SUPPLIES: Paper hearts (pre-cut or kids can cut their own), Markers, crayons, or pencils, a basket or container

"Hearts of Love" Prayer Activity

1. Introduce the Activity:

- Begin by explaining how John 3:16-17 shows God's love for everyone in the world. Say, "We're going to write prayers for people who need to know God's love, just like this verse says."

2. Write the Prayers:

- Give each child a paper heart and a marker.
- Ask them to write the name of someone they know who needs to feel God's love (it can be a friend, family member, or even someone they don't know personally, like people in need around the world). Younger kids can draw a heart or symbol instead of writing.

3. Pray Together:

- Have each child place their paper heart in the basket.
- Gather in a circle and pray as a group, asking God to show His love to the people represented on the hearts. Encourage kids to pray silently or aloud for their specific person.

4. Reflection:

- End the activity by reminding them that just as they care for these people, God loves them even more.