



Kids Club

Elementary Leader Guide

Feb.
Week 2

Feb. 9, 2024

Leader Info

Each week kids will learn about a few books of the Bible along with some simple hand motions to help them remember what each book is about. The goal is that by the end of the 12 weeks, kids will be able to say all 66 books of the Bible from memory and have a general idea of what each book is about.

Memory Verse:

"God has breathed life into all Scripture. It is useful for teaching us what is true. It is useful for correcting our mistakes. It is useful for making our lives whole again. It is useful for training us to do what is right." - 2 Timothy 3:16 (NirV)

Lesson 5: Minor Leaguers

Scripture: Zechariah 1:1-6,

Bottom Line: The Minor Prophets delivered important messages about God's judgment and God's plan of salvation.

Objective: Kids will memorize the next 12 books and be able to say all the books in the Old Testament: Hosea, Joel, Amos, Obadiah, Jonah, Micah, Nahum, Habakkuk, Zephaniah, Haggai, Zechariah, and Malachi.

Summary: The Minor Prophets didn't write as much as the "majors," but they all delivered important messages. They reminded the people of God's love and forgiveness, and tried to warn them not to make the same mistakes their ancestors had and they spoke about the coming Messiah.

Schedule:

20 minutes- Set out 2-4 rotations of seated activities for kids to play. Sit with them, play with them. Ask questions about their past week, pets, family, and other things that are important to them. This is important relation-building time!

10 minutes- Lesson intro and discussion (page 1)

10-15 minutes- Activities (page 2)

15-20 minutes- Games // Free play

MEMORY VERSE

Memory Verse:

"God has breathed life into all Scripture. It is useful for teaching us what is true. It is useful for correcting our mistakes. It is useful for making our lives whole again. It is useful for training us to do what is right." - 2 Timothy 3:16 (NIV)

Give each kid one word of the memory verse. They have to remember their word and then they all have to stand up and line up in order, so that when they say their word from left to right they will have said the memory verse.

TEACHING TIME

BOTTOM LINE:

The Minor Prophets delivered important messages about God's judgment and God's plan of salvation.

SAY:

"Today's lesson brings us to the end of the Old Testament. Believe it or not, after today, we will have gone through 39 books total. That's a lot of books to remember, and these last twelve are a bit tricky.

We call the last section of the Old Testament the Minor Prophets. These books were written by prophets just like Isaiah, Jeremiah, and Daniel. Being "Minor" Prophets doesn't mean they were any less important, and it certainly doesn't mean that the messages they delivered were unimportant. These books are shorter than the Major Prophets, but they are full of important messages for God's people and for us.

There are twelve books in the Minor Prophets: Hosea, Joel, Amos, Obadiah, Jonah, Micah, Nahum, Habakkuk, Zephaniah, Haggai, Zechariah, and Malachi. We could spend a full lesson on each one of these, discovering who each of them were and what God had to say through them, but since our goal is to memorize the books, we're going to focus in on what all twelve of these books have in common."

READ ZECHARIAH 1:1-6

Main Point:

"If you haven't figured it out yet, the people of God, Israel, had a problem. It was a memory problem of sorts. They kept forgetting all the good things God had done for them, and they kept chasing after other gods. They forgot the stories of Noah, Abraham, Moses, David, and the other heroes of the faith. They forgot how God saved them from slavery and promised to save them from sin.

They kept turning away from God. The Minor Prophets all had one message in common: God still loves you, Israel. God still loves you, no matter what you've done. He's not happy with your sin, but he will forgive you if you come back to God.



God wants us all to know that he will forgive our sins. That's why he sent the prophets, and that's why he sent Jesus to forgive those sins once and for all!"

Drive it Home:

"Hosea delivered God's message of forgiveness with his own life. God told Hosea to marry a woman who would run away from him. Even though she hurt him, Hosea forgave his wife and brought her back home, just as God wanted to welcome his children back.

Joel and Amos both warned God's people that God was about to send judgment on them. Obadiah went to the people of Edom and told them the same message. Jonah was asked to give the same message to the wicked city of Ninevah. When Jonah ran away from God, God chased him down with a big fish and gave Jonah the same second chance he wanted to give Ninevah.

Micah predicted the fall of Israel and her sister kingdom of Judah, but Micah also told the people of God's plan for a Messiah. He even told the people where the Messiah would be born: in the town of Bethlehem.

Nahum's name means, "comfort," and Nahum also delivered a message to Ninevah, warning them of God's judgment. Habakkuk wrote a dialogue between himself and God, asking why a good and loving God would let his people suffer. Zephaniah was an important person in Israel who warned the people about God's judgment.

Haggai and Zechariah both wrote their books after the Israelites returned from exile. They urged the Israelites to rebuild not only their cities, but also their faith in God. They both told the people to rebuild God's temple in Jerusalem.

Malachi is the last of these prophets, and he also spoke after the exile. He told the people that God was coming to judge them, but also to restore them. Malachi is the last word of the Old Testament and he reminded the people that a Savior was coming.

The Minor Prophets may not be long books, but their message is a major one. They urge us all to return to God when we've sinned and to follow Him, God will judge sin, but he will also forgive if we repent.

HAND MOTIONS:

"The Old Testament ends with twelve more books of prophecy. These books were written by men who were given messages from God. Some were for the Israelites. Some were for others. All of them teach us about God's judgment and God's forgiveness, including God's plan to forgive all our sins through Jesus. Here's how we're going to remember them.

For the book of Hosea, hold your hands up on either side of the head like the legs of an H.

For the book of Joel, let's draw a J in the air.

For Amos, make an A over your head like we do in the song, YMCA.

Now turn that A to an O for the book of Obadiah.

Jonah is our next book, and the one you all probably know most. Let's make fish gills with our hands on our faces for Jonah.

Now rock a baby in your arms. This will help us remember Micah, who said that Jesus would be born in Bethlehem.



Nahum starts with an N. Hold your fingers over your nose to make the "N" sound in Nahum. Habakkuk rhymes with the word cook. So pretend you're stirring a bowl of something to cook, and let that help you remember Habakkuk.

For Zephaniah turn your body to the left and make a Z with your arms.

Now circle one eye with your hand and let your eye remind you of the name Haggai. Now go back to the Z, but instead of pointing left, point it right. This Z is for Zechariah. Finally, we come to Malachi, the last book of the Old Testament. Point to Heaven because Malachi taught us the Messiah is coming!


Now repeat them all with me, with the hand motions, so we can all memorize the Minor Prophets."

Repeat the twelve books and their hand motions with the kids 2-3 times then review all the books from Genesis to Daniel to wrap up the lesson.




HOSEA

Hands up on either side of the head like the legs of an H




JOEL

Draw a "J" in the air



AMOS

Hands up in a peak like an A




OBADIAH

Hands over head in a circle like an O




JONAH

Hands like fish gills on the side of their face



MICAH

Rock a baby in your arms because Micah said where Jesus would be born




NAHUM

Hold your nose to make the N sound in Nahum



HABAKKUK

Stir a pot in front you like you're cooking for Habbakuk




ZEPHANIAH

Make a Z with your arms (as if walking like an Egyptian) to the left



HAGGAI

Make a circle around your eye for Hagg-eye



ZECHARIAH

Make a Z with your arms but pointed to the right.



MALACHI

Point to heaven because Malachi taught us the Messiah is coming!

ACTIVITIES

ICEBREAKER:

If you could send a message to everyone in the world, what would it say?

This connects to our story in Zechariah 1:1-6, where God sends a message through Zechariah to call His people to return to Him. Help the kids think about the importance of messages and how they can change hearts.

GAME: BIBLE BOOK QUIZ

SUPPLIES: no supplies needed

For this game, pick kids out at random from the audience. Give them the name of one of the Old Testament books of the Bible, and see if they can remember the hand motion that goes with it. If they get it wrong, give them a second chance to get another book correct.

VARIATION:

Instead of choosing 5 or 6 kids to answer one question, pick two and have a competition to see who can get the most books correct.

WHAT'S THE POINT?

The Minor Prophets are the last 12 books of the 39 that make up the Old Testament.

REVIEW: KIND OF A BIG DEAL

SUPPLIES: **Books of the Bible Key Chain Cards(1 set/kid), metal binder rings (1/kid)**

PREP: Cut out the books of the bible sets so each kid has a set. Punch a hole in the top left corner of each card.

Each week, kids will add the books they are studying each week to their key chain. Make sure their names are on their keychain somewhere. They will leave it at church and take home at the end of the Books of the Bible Unit.

Add the history books from today: Hosea, Joel, Amos, Obadiah, Jonah, Micah, Nahum, Habakkuk, Zephaniah, Haggai, Zechariah, and Malachi.

Recite the books and practice the motions as kids add to their keychain. Have volunteers read the clues on the back of each card.



PRAYER:

SUPPLIES: Small pieces of paper or sticky notes, Pens or pencils, a pathway drawn on paper or created with tape on the floor(or a "God Box." See below.

"Steps to Return" Prayer Exercise

1. **Explain:** Talk about how the people in Zechariah's time were called to return to God and turn away from their wrong actions. Ask the kids to think about areas in their lives where they might not be listening to God or following His ways.
2. **Write or Draw:** Have each child write or draw something they want to say sorry to God for (like being unkind, not praying, etc.) on a piece of paper.
3. **Prayer Path:**
 - If you have a physical pathway: Let the kids "walk back to God" by walking the path and leaving their paper at the "end" of the path, symbolizing giving it to God.
 - If no path is available: Create a "God box" where they can place their paper.
4. **Pray Together:** Once everyone has placed their papers, lead the group in a prayer of repentance and returning to God, asking Him to help them stay close to Him and follow His ways.