



ELEMENTARY LARGE GROUP

LESSON 4

I AM THE ALPHA AND OMEGA

LESSON AT A GLANCE

WONDER TRUTH: Jesus Is the Beginning and the End

SCRIPTURE: Revelation 21–22

GOD'S BIG STORY: John has a vision about when Jesus will bring His kingdom to earth. Jesus is the Alpha and the Omega, the beginning and the end, and He reigns forever!


WORD OF WONDER: I am the light of the world. Anyone who follows me will never walk in darkness. They will have that light. They will have life. —John 8:12

CURIOSITY

BELIEF

FAITH

- ****Interactive Game: Guess the Ending
- Welcome Question: Think about your favorite movie. How does it start? How does it end?
- Prayer of Invitation
- Declaring God's Wonder
- Worship: Take You At Your Word, What a Friend
- God's Big Story
- Connecting the Wonder Truth
- Responding in Worship: Holy Forever
- Blessing Your Kids



[I AMs of Jesus Elementary Spotify playlist](#)

INVITATION

We invite you to pause, listen, and shift your gaze toward the Father ...

LESSON AT A GLANCE

WONDER TRUTH: Jesus Is the Beginning and the End

SCRIPTURE: Revelation 21–22

WORD OF WONDER: John 8:12

My boys love a certain video game that involves building with pixelated blocks. They can use their imaginations to create buildings, machines, and farms from scratch. They make use of color, texture, and shape to bring what's in their minds and hearts into being.

This also means that they can determine what becomes of their creation. They sometimes decide to create something to protect from the creatures that roam at night. However, sometimes they create things just so they can let lava and fire destroy it all. In this manner, they are the beginning and the end of their own little creations.

Jesus says He is likewise the Alpha and Omega of creation. He was there at creation, and He has the final say about creation. Thankfully, His final say is one of redemption.

Turn to Revelation 21 and read verses 1–7. Jesus “will wipe away every tear from their eyes” (v. 4). What makes you sad, mourn, or teary in this life? What does it mean to know Jesus will permanently make it right when He returns?

Now read Revelation 22:12–13. Jesus is coming soon. How does that make you feel? Excited, uncomfortable, ready? Now do your best to fathom the beginning and then the end. What comes to mind? Can you picture Jesus and the Father on the throne? What do you feel when you think about this?

Jesus is the Alpha and Omega! He will make all things new!

—Jeff Stone

Associate Pastor and Professional Counselor

Contributor to Wonder Ink

DID YOU KNOW?

FOUNDATION BUILDING BLOCKS

WHO?

The book of Revelation contains a vision given to John on the island of Patmos. John was a servant of God and witness to what God revealed to him. John describes himself as a fellow believer in Jesus, writing to seven churches in Asia Minor.

WHAT?

John sees a vision of the new heaven and new earth, where God will dwell with His people and put an end to death and sadness. He will give His people the water of life, and they will be His children.

WHERE?

John received his vision on the island of Patmos, a rocky island in the Aegean Sea off the coast of Asia Minor. Patmos was located 40–50 miles southwest of Ephesus and was used as a place of exile in the Roman Empire.

WHEN?

This part of John's vision concerns what will happen at the far end of history, when God's new creation fully appears. It comes just after God finally judges Satan and the dead.

CONNECTING TO GOD'S BIG STORY

As the beginning and the end, Jesus is Lord over history. Jesus gets the last word on everything. He defeated death and made way for the dawning of the new heaven and the new earth, where followers of Jesus will live forever in God's presence.

Large Group

Spark curiosity, encourage exploration, and get kids thinking about the wonder of God.

LESSON AT A GLANCE

WONDER TRUTH: Jesus Is the Beginning and the End

SCRIPTURE: Revelation 21–22

WORD OF WONDER: John 8:12

As kids arrive...

Around 20 minutes before service begins, display series theme loop. Play high-energy music in the background.

LG Leader walks around the room on mic and greets kids by name as they enter the room. Welcome kids by name and greet them with enthusiasm. Be extra intentional about hearing and responding

SLIDE: SERIES THEME LOOP

VIDEO: COUNTDOWN (2min OR 30sec) Start a countdown to begin game 10 minutes prior to service start)

Interactive Game: Guess the Ending

7–10 MINUTES PRE-SERVICE

SUPPLIES: scissors (prep only), cardstock (optional)

RESOURCES: [Guess the Ending Cards](#) (1 set per 20 kids)

Ahead of time, print the Guess the Ending Cards on cardstock, if possible. Cut the cards apart. There are 20 cards total, and each kid will need a card. If your group is larger than 20 kids, prepare multiple sets of cards.

Make It Inclusive!

Modify this activity as needed for kids with special needs. For example, give three or four pairs of beginning/end cards (including two Jesus cards) to a child and invite a leader or peer helper to help her find the matching cards.



SLIDE: GUESS THE ENDING

"Today we are going to learn about how Jesus is the beginning and the end. Let's play a game to help us think about how things begin and end!"

Invite the kids to gather around, and give one Guess the Ending Card to each kid. Ask kids not to show their cards to anyone else, and make sure

Guess
the Ending

each of the cards you give out has a match. For example, if you give one kid the cat face, make sure to give a different child the cat tail. Be sure you give out the two Jesus cards. (If your group is larger than 20 kids, let kids know that there may be two or more kids with the same cards. They only need to find one person with their beginning or end match.)

Encourage the kids to spread out all over the room. At your signal, they are free to turn over their cards and try to find the person who has their match. If they have a beginning card, they need to look for the corresponding ending card.

Leader Tip: For Younger Kids. Remind the kids that they aren't looking for an exact match to their card—they need to find someone who either has the beginning or end to their card. You may need to encourage them by helping them find their match or telling them specifically what image will be on their card's match.

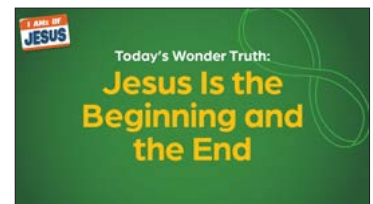
Once everyone has found their match, invite the partners to explain their beginning and end cards. Two kids will have the exact same Jesus card. If they're curious about why their cards are the same, invite them to ponder this. **Why do you think the Jesus cards are the same?**

Before you answer their questions, play a second round—either using all the same cards or by switching some of them up. After the second round, gather everyone together.

Great job finding the beginning and end of your cards! Remember how we had two cards that had the same picture of Jesus? Invite the kids with the Jesus cards to hold them up. Today we are going to learn about how Jesus is both the beginning and the end. He is the first—He has always existed and been King, and He is the last—He will live and reign forever and ever!

SLIDE: WONDER TRUTH

Today's Wonder Truth is **JESUS IS THE BEGINNING AND THE END.**"




Welcome Question

SUPPLIES: paper, coloring utensils, poster board OR whiteboard, dry-erase markers (if needed)

SLIDE: WELCOME QUESTION

At service start time, draw kids' attention to the Welcome Question: "Think about your favorite movie. How does it start? How does it end?" Invite kids to write answers on the poster board or whiteboard.

"These movies sound great! Today we are going to learn about John, a man who saw a special picture from God called a vision. In his vision, John saw heaven and realized that Jesus is the beginning and the end! But first, it's time to be curious."



Small Group

Introduce small group time. While kids are in small group, consider sitting in the groups for a few minutes each. Engage and interact as is appropriate.

Countdown

After about 15 minutes of small group, give a 5 minute warning and begin the countdown.

VIDEO: COUNTDOWN

"Hey everyone! Welcome to our Large Group Worship time! My name is _____ and I'm excited to take this time to worship God, review what we just read, and talk about ways we can respond to what we are learning about God! We are going to pray as we prepare our hearts to worship God!"

Prayer of Invitation

Before entering into God's big story, lead kids in a prayer of invitation. Use your own words. Here is an example:

God, thank You for bringing each of us here to worship You and learn more about You today. As we hear Your big story, we ask Your Holy Spirit to teach us and remind us of Your love. Thank You, Jesus, that You are King and that You are the beginning and the end. In Jesus' name, Amen

Declaring God's Wonder

SLIDE: DECLARATION

Read each line boldly and invite kids to repeat after you.

Thank You, God, that You are good! (Kids repeat.)

You made me on purpose, for a purpose. (Kids repeat.)

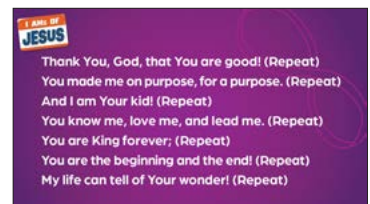
And I am Your kid! (Kids repeat.)

You know me, love me, and lead me. (Kids repeat.)

You are King forever; (Kids repeat.)

You are the beginning and the end! (Kids repeat.)

My life can tell of Your wonder! (Kids repeat.)



Worship

Consider sharing some about the songs you are going to sing. What they mean, why we sing them, why they are meaningful and important to you!

"We're going to stand and sing together! One way that we show love to God is to worship through song! So stand up, sing loud, and join in the motions with us. God loves to hear us sing praises to Him! Let's stand together and sing!"

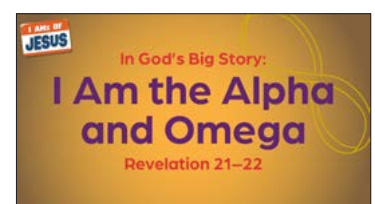
WORSHIP VIDEOS: Take You At Your Word, What a Friend

God's Big Story

SLIDE: TITLE

"Let's start by watching part of God's big story directly from the Bible. Afterward, we will watch and experience more of the story!"

VIDEO: GODS BIG STORY




LESSON 4 I AM THE ALPHA AND OMEGA

EXPERIENCE IT! SCRIPT

SUPPLIES: coloring utensils, clipboards (1 per kid)

RESOURCES: Alpha and Omega Sheet (1 per kid)

Make It Inclusive! Provide stickers as an alternative to drawing for kids who need a simpler task. Rather than draw on the pages of their mini books, they can decorate them with stickers.



Ahead of time, print an Alpha and Omega Sheet for each kid, using two-sided printing. Fold each sheet in half to make a four-page mini-book with the Alpha page as the front cover and the Omega page as the back. If clipboards are available, clip each book to a board.

Gather kids and hand each an Alpha and Omega book and coloring utensils.

"Today we are going to illustrate our own mini books as we listen to part of God's big story! The front page of your book has the word Alpha and its symbol. Point to the first page of an Alpha and Omega book. **Alpha is the first letter of the Greek alphabet, and the Bible uses it to represent Jesus, who is the beginning of all things! The Bible tells us that "In the beginning, the Word was already there. The Word was with God, and the Word was God" (John 1:1). Jesus is the Word, and He was there at the very beginning. So before God created the world, Jesus, who is God, was there! Take a moment to draw a picture on the Alpha page of your book that shows Jesus at the very beginning.** Give small pauses as kids draw, but be mindful of time. Walk around and look at their pictures and even invite a few kids to show their drawings to the group.

Now let's fast forward many, many years. Before Jesus rose from the dead and went to be with God the Father, He promised His disciples He would prepare a place for them in God's family. Jesus was going to His Father's house—to the dwelling place of God. Jesus was going to prepare a place for His disciples there.

Years later, God gave a vision to a follower of Jesus named John. It was a vision about God's great power and Jesus' guaranteed victory over evil. God is going to make a home where He can be with His people forever! John wrote down what He saw to give hope to those waiting for Jesus to come back. It showed that the same God who created everything in the beginning is still in control and will make everything right in the end.

In his vision, John saw what will happen at the far end of history. He saw a new heaven and a new earth. Hundreds of years before, God had promised the prophet Isaiah that He will create new heavens and a new earth (Isaiah 65:17). God will keep that promise. There will even be a new Jerusalem. The original Jerusalem was a city where God put His temple on earth. But that temple had been destroyed, and God no longer lived there. John saw a vision of the new Jerusalem coming down from heaven. It was beautiful! Heaven and earth were coming together! Then a loud voice from God's throne said, "Look! God now makes his home with the people. He will live with them. They will be his people. And God himself will be with them and be their God" (Revelation 21:3). God is going to make a forever home with His people, to live with them always.

Open your book to page two and draw a picture of the new Jerusalem—the beautiful, heavenly city. Give the kids time to draw. You could walk around and look at their pictures and even invite a few

kids to show their drawings to the group. **No one knows exactly what the new Jerusalem will look like, but I love your creative ideas!**

John also heard a voice from God’s throne saying, “He will wipe away every tear from their eyes. There will be no more death” (Revelation 21:4). This was another promise God had shared with the prophet Isaiah (Isaiah 25:8)—another promise God will keep. At home with God there will be no more sadness, crying, or pain. Only joy and life! God will make everything new!

On page three of your books, draw a picture that represents joy and life with no more sadness or crying or pain. Give the kids time to draw. You could walk around and look at their pictures and even invite a few kids to show their drawings to the group.

Your pictures make me feel happy! And it makes me even happier to know that the vision God showed John isn’t a “maybe” plan. It’s a guarantee. That means it will happen! John heard the One who sits on the throne say, “Write this down. You can trust these words. They are true” (Revelation 21:5). Then John heard, “It is done. I am the Alpha and the Omega, the Beginning and the End” (Revelation 21:6). God is the Creator of all things, the One who brings all things to their proper end. God is the One who keeps all His promises and fulfills all His plan . And Jesus is one with God the Father! Jesus is divine! In his vision, John saw Jesus sharing heaven’s throne with the Father (Revelation 5:6).

On the back of your books is the word Omega and its symbol. Point to the last page of an Alpha and Omega book. **Omega is the last letter of the Greek alphabet, and it also represents Jesus, who is the end! On the last page of your book, draw a picture of Jesus sitting on the throne of heaven at the end.** Give the kids time to draw. You could walk around and look at their pictures, and even invite a few kids to show their drawings to the group.

Leader Tip: Consider explaining to kids that while Jesus calls Himself “the end,” this doesn’t mean that He will end. Instead, Jesus is the one who will be in control when the world as we know it is replaced with new heavens and a new earth. He will live forever and ever, and He promises that those who believe in Him will have everlasting life too!

Those pictures are great! We are at the end of the book. Who is on the last page of your book?

Wait for the kids to say, “Jesus.” **Who is on the first page of your book?** Wait for the kids to say, “Jesus.” **That’s right! Jesus is at the beginning and at the end of our books.**

What are the first and last letters of our alphabet? Wait for the answer “A and Z.” **Yes! So just like “A” and “Z” are the beginning and end of the alphabet, this is how Jesus describes Himself in John’s vision: “I am the Alpha and the Omega. I am the First and the Last. I am the Beginning and the End” (Revelation 22:13). Jesus was there before anything was created, and He gets the last word on what happens at the end. Jesus isn’t just at the beginning and end of our books. He was at the beginning of everything and will be there when God’s big story reaches its very happy ending!**

When God’s people are at home with Him in the new heaven and the new earth, they will receive the water of life. There will be no more death. Just life, life, and more life. God told John, “Those who have victory will receive all this from me. I will be their God, and they will be my children” (Revelation 21:7). Followers of Jesus become children of God! They have a place in God’s forever family—all because of who Jesus is and what He did. Jesus is the beginning and the end.”

Connecting the Wonder Truth

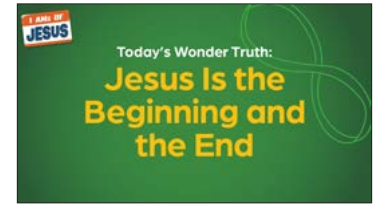
SLIDE: WONDER TRUTH

Display the Alpha Omega Wonder Truth Slide. Pose the following question to kids to help them connect the Wonder Truth to God's big story:

"Our Wonder Truth today is **JESUS IS THE BEGINNING AND THE END**. Where did you see our Wonder Truth in action in the story?"

Allow kids to answer freely.

Jesus gets the last word on everything, even death! By dying on the cross and rising again, Jesus defeated death and made way for the new heaven and new earth! One day all Jesus-followers will live forever in God's presence. Jesus is the beginning and the end!"



Responding in Worship

SLIDE: RESPONDING IN WORSHIP

Talk about ways we can respond to what we are learning with next steps such as tithing, prayer, asking questions, and worship. Encourage kids to ask their SG leaders any questions they were wondering during the lesson.

***Introduce this next song and invite kids to respond and participate in worship. See the "Worship Posture Tutorial" on the RBKids Resource Page.

WORSHIP VIDEO: Holy Forever



Blessing Your Kids

Speak a blessing over your kids. Use your own words. Here is an example:

Blessing: May the Lord bless and keep you as you go this week. Know that He is Creator and King, the beginning and the end!

0:06.01
1_ams_of_jesus_series_theme_loop.mp4

Think about your favorite movie. How does it start? How does it end?

0:32.78
21_ams_of_jesus_30-second_countdown...

00:28

5:03.18
7_ams_of_jesus_5-minute_countdown (...)

04:58

2:03.00
31_ams_of_jesus_2-minute_countdown (...)

01:58

8 Alpha Omega Declaration Slide V2.png

Thank You, God, that You are good!
You made me on purpose, for a purpose.
And I am Your kid!
You know me, love me, and lead me.
You are King forever!
You are the beginning and the end!
My life can tell of Your wonder!

4 Guess the Ending Slide.png

Guess the Ending

3:49.10
9 Take You At Your Word - Motions.mp4

WORD

5 Alpha Omega Title Slide.png

In God's Big Story:
I Am the Alpha and Omega
Revelation 21-22

5:04.68
10 What a Friend Motions.mp4

11 I Ams Of Jesus 1920x1080.png

12 Beginning End Wonder Truth Slide.png

Today's Wonder Truth:
Jesus Is the Beginning and the End

4:09.58
13 IAMS Elem Gods Big Story L4.mp4

14 I Ams Of Jesus 1920x1080.png

15 Responding in Worship.png

Responding in Worship

5:09.39
16 Holy Forever - Lyrics.mp4

0:06.01
17_ams_of_jesus_series_theme_loop.m...