



## ELEMENTARY LARGE GROUP

### LESSON 2

## I AM THE WA. , THE TRUTH, AND THE LIFE

### LESSON AT A GLANCE

**WONDER TRUTH:** Jesus Is the Way to God

**SCRIPTURE:** John 14

**GOD'S BIG STORY:** Shortly before His death on the cross, Jesus prepares His disciples for what lies ahead, comforting them and teaching them that He is the way to God.


**WORD OF WONDER:** I am the light of the world. Anyone who follows me will never walk in darkness. They will have that light. They will have life. —John 8:12

### CURIOSITY

### BELIEF

### FAITH

- **\*\*Pre-Service Multisensory Activity: Draw a Map!**
- Welcome Question: Have you ever gotten lost? Tell about it.
- Prayer of Invitation
- Declaring God's Wonder
  - Worship: Take You At Your Word, What a Friend
- God's Big Story: Hear It, Watch It, Experience It!
- Connecting the Wonder Truth
- Responding in Worship: Holy Forever
- Blessing Your Kids



[I AMs of Jesus Elementary Spotify playlist](#)

### INVITATION

We invite you to pause, listen, and shift your gaze toward the Father ...

### LESSON AT A GLANCE

**WONDER TRUTH:** Jesus Is the Way to God

**SCRIPTURE:** John 14

**WORD OF WONDER:** John 8:12

My teenage daughter had an appointment to get her hair done for prom, and she had recently heard that a popular map app was now the most reliable for directions. After driving in circles, she arrived late and flustered.

Believing it was just a fluke or her own error, my daughter used the app again to meet her friends for pre-prom pictures. However, it turned out that it wasn't a fluke or her error. She got lost again.

Getting lost twice in one day made her think maybe she needed to find a new way to get directions. She switched back to the app that had always worked for her before, and thankfully she arrived at the right location for her prom. On time too!

Not knowing how to get somewhere can fill us with anxiety. It gets worse when we can't rely on the directions given to us. Jesus' disciples had very similar fears. Take a moment to read John 14:1–7. In this passage, Jesus reveals to His disciples that there is one way that will get us where we want to be—to life, to truth, to the Father.

Can you think of a time when you chose to orient your life based on ill-advised guidance? How have you seen life and truth by choosing the way of Jesus?

Jesus is the way, the truth, and the life.

—Jeff Stone

Associate Pastor and Professional Counselor

Contributor to Wonder Ink

LESSON 2 **FOR LEADERS**  
**I AM THE WAY, THE TRUTH, AND THE LIFE**

**DID YOU KNOW?**

**FOUNDATION BUILDING BLOCKS**

**WHO?**

Jesus is the embodiment of truth and the giver of life. He is the way to God, so closely identified with the Father that to know Jesus is to know the Father (John 14:7) and to see Jesus is to see the Father (John 14:9).

**WHAT?**

This passage is part of Jesus' final conversation with His disciples. Though He is going back to the Father, He declares that He is the way to God and promises His friends that they will see Him again. Until then, Jesus will give them the Holy Spirit to encourage them (John 14:15–17).

**WHERE?**

In the chapters leading up to this story, Jesus was anointed by Mary, the sister of Martha, in Bethany, about two miles west of Jerusalem. Then Jesus entered Jerusalem and stayed there the week leading up to His death.

**WHEN?**

This story takes place the night before Jesus' suffering and death. Jesus shared a meal with His disciples before the Passover Feast. He taught the disciples and prayed for them. Then they moved to the Garden of Gethsemane, where Jesus was betrayed and arrested.

**CONNECTING TO GOD'S BIG STORY**

This story is part of the lead-up to the climactic moment of God's big story: the death and resurrection of Jesus. Jesus is the way to God and acted as such by defeating death, making the way for people to live forever with God.

### Large Group

Spark curiosity, encourage exploration, and get kids thinking about the wonder of God.

### LESSON AT A GLANCE

**WONDER TRUTH:** Jesus Is the Way to God

**SCRIPTURE:** John 14

**WORD OF WONDER:** John 8:12

### As kids arrive...

Around 20 minutes before service begins, display series theme loop. Play high-energy music in the background.

LG Leader walks around the room on mic and greets kids by name as they enter the room. Welcome kids by name and greet them with enthusiasm. Be extra intentional about hearing and responding

**SLIDE: SERIES THEME LOOP**

**VIDEO: COUNTDOWN** (2min OR 30sec) Start a countdown to begin game 10 minutes prior to service start)

### Multisensory Activity: Draw a Map!

7-10 MINUTES PRE-SERVICE

**SUPPLIES:** paper (1 sheet per kid), pencils, crayons (optional)

**SLIDE: DRAW A MAP!**

Hand out a sheet of blank paper and a pencil to each kid. Explain that you'll pretend there's a new friend visiting church today. Everyone will draw a map of your space (room, halls, bathrooms, surrounding areas, etc.) to help this new person find his way around. As kids draw, ask questions such as these:



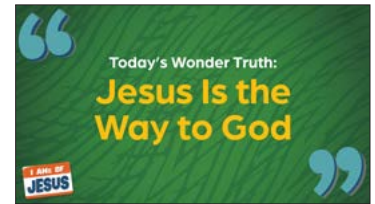
- What do you remember from your first time here?
- Was it easy or hard to find our way around? What helped?
- What do you think would be helpful to tell or show someone new to our group?

**Leader Tip:** For Younger Kids. Spatial awareness can be tricky for young kids. Encourage young kids to only draw the room in which you meet rather than mapping out the entire ministry area. Start with a rectangle to represent the room, then help them place doors, windows, furniture, etc. Consider drawing an example on a whiteboard.

**Leader Tip:** For Older Kids. Consider rearranging chairs and tables to create obstacles that kids map out. Or challenge them to draw a map of their neighborhoods or towns.

Once kids finish their maps, encourage them to find a partner and exchange their drawings. Have kids use their partners' map to navigate their way around their immediate space. Allow time for kids to explore; then invite kids to gather back together.

**"Whew! You are all great mapmakers! Maps can help us figure out which way to go. But what about God? Is there a map to help us know who He is and how we can find Him? The answer is yes! But it's not a map like the ones we drew—it's a person. Someone who shows us what God the Father is like. Someone who is the way to the Father. Any idea who this could be? Allow kids to respond. Great answers! It's the Son of God—Jesus!"**



**SLIDE: WONDER TRUTH**

Today's Wonder Truth is **JESUS IS THE WAY TO GOD!**"

## Welcome Question

**SUPPLIES:** paper, coloring utensils, poster board OR whiteboard, dry-erase markers (if needed)

**SLIDE: WELCOME QUESTION**

**At service start time,** draw kids' attention to the Welcome Question:

"What kind of bread do you like to eat? What do you like to eat with bread?" Invite kids to write answers on the poster board or whiteboard.



**"Getting lost is not fun! Today we'll find out about the one way that can keep us from being truly lost. But first, it's time for small group."**

## Small Group

Introduce small group time. While kids are in small group, consider sitting in the groups for a few minutes each. Engage and interact as is appropriate.

## Countdown

After about 15 minutes of small group, give a 5 minute warning and begin the countdown.

**VIDEO: COUNTDOWN**

**"Hey everyone! Welcome to our Large Group Worship time! My name is \_\_\_\_\_ and I'm excited to take this time to worship God, review what we just read, and talk about ways we can respond to what we are learning about God! We are going to pray as we prepare our hearts to worship God!"**

## Prayer of Invitation

Before entering into God's big story, lead kids in a prayer of invitation. Use your own words. Here is an example: **Father God, thank You for giving us the opportunity to know You more. Help us to focus on You. We invite Your Holy Spirit to help us understand Your Word today. Thank You for loving us, and thank You for Your Son, Jesus, who is the way to You! In Jesus' name, Amen.**

## Declaring God's Wonder

### SLIDE: DECLARATION

Read each line boldly and invite kids to repeat after you.

**Thank You, God, that You are good!** (Kids repeat.)

**You made me on purpose, for a purpose.** (Kids repeat.)

**And I am Your kid!** (Kids repeat.)

**You know me, love me, and lead me.** (Kids repeat.)

**Thank You for Jesus;** (Kids repeat.)

**He is the way to You!** (Kids repeat.)

**My life can tell of Your wonder!** (Kids repeat.)



## Worship

**\*\*NEW SONGS!!** Consider sharing some about the songs you are going to sing. What they mean, why we sing them, why they are meaningful and important to you!

**"We're going to stand and sing together! One way that we show love to God is to worship through song! So stand up, sing loud, and join in the motions with us. God loves to hear us sing praises to Him! Let's stand together and sing!"**

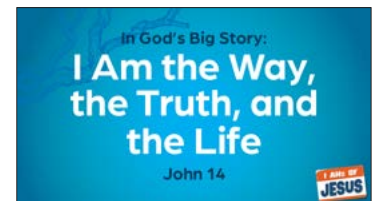
**WORSHIP VIDEOS: Take You At Your Word, What a Friend**

## God's Big Story

### SLIDE: TITLE

Let's start by reading part of God's big story directly from the Bible. Afterward, we will watch and experience more of the story!

**VIDEO: GOD'S BIG STORY**




# LESSON 2 I AM THE WAY, THE TRUTH, AND THE LIFE

## EXPERIENCE IT! SCRIPT

**SUPPLIES:** cardstock (1 sheet), tape, stepladder

**RESOURCES:** [Jesus God Sheet](#)

Ahead of time, print the Jesus God Sheet on cardstock. Use the two-sided print function so one side says “GOD” and the other side says “JESUS.” Tape the sheet with the “GOD” side showing somewhere high enough that the kids can’t reach it but that an adult can reach it with the stepladder. Set the stepladder safely out of sight but where it is easily accessed. Recruit another adult leader to gather kids at the start of the Experience It! Script and to set up and climb the ladder at the designated point in the story.



Before you begin, stand at your usual spot while another leader gathers the kids as far away from where you are standing as your space allows.

**“Hello! You seem kind of far away from me today! If I asked you to come closer, what are some of the ways you could get here? Wait for answers. Feel free to highlight funny ones. Those are some great ideas! Why don’t you try those? When I say, “Go,” you can walk or crawl or bunny hop—just find a way to come closer to me. Go!** Wait for the kids to come closer.

**Make It Inclusive!** If you have kids with mobility issues, consider moving toward the kids yourself, rather than having them move toward you. You can let them suggest a silly way for you to move.

**Great job! You found the way to me! I’m glad you’re closer now. I want you to be able to hear me, and I love to see your faces! Now let’s discover what Jesus had to say about the way to get to the most important person of all—God!**

**During Jesus’ ministry, the words He spoke and the miracles He performed placed Him on a specific path. It was the path He chose to walk—in step with His heavenly Father—and it eventually led to the cross, where Jesus gave His life for the good of the whole world.**

**Not everyone understood Jesus’ path. Some people wanted Him to be a king who takes up a sword and raises an army. Hold up a fist like you’re a mighty king commanding his people! Model this and let the kids pretend. Others wanted Jesus to remain a miracle worker, giving them whatever they wanted. Make a grabbing motion with your hands and bring them to your chest like you’re grabbing all you can get. Model it and encourage kids to do the same. Some just wanted Jesus to go home. Wave your hand like you’re saying goodbye. Model it and encourage the kids to do the same. Even Jesus’ disciples had trouble understanding His path. But Jesus loved His disciples and would love them to the very end.**

**It was almost time for the Passover Feast, when Jewish people remembered how God delivered His people from slavery in Egypt. “Jesus knew that the time had come for him to leave this world. It was time for him to go to the Father” (John 13:1). During an evening meal with His disciples, Jesus prepared them for what lay ahead. “My children, I will be with you only a little longer,” He told them. “You can’t come where I am going” (John 13:33).**

**Peter, one of Jesus' disciples, always tried hard to understand Jesus. He asked, " 'Lord, where are you going?' Jesus replied, 'Where I am going you can't follow now. But you will follow me later' " (John 13:36). What did that mean?**

**The disciples didn't realize that Jesus' time had come—He was about to go to the cross. He was about to make the way for people to come to God and live forever. This is a gigantic part of God's big story!**

**Before I tell you what happened next, can you look around and tell me if you notice anything? I'll give you a hint. You may want to look up.** Wait for them to find the "GOD" sign. **What does the sign say?** Wait for a response. **That's right. It says "GOD." Reach up your hands. Can you touch the sign?** Wait for a response. **No. It's too high. Stand up. Now can you reach it?** Wait for a response. **No. It's still too high. What if you jump your biggest jump? Go ahead. Jump! Can you reach it?** Wait for a response. **No! It's still too high!** Invite the kids to sit back down.

**Jesus' disciples wanted to go with Him. But He told them they could not follow Him yet. That made them sad.**

**Jesus comforted His disciples. "Do not let your hearts be troubled," He told them. "You believe in God. Believe in me also" (John 14:1). Then Jesus explained that there was a place for them in God's family. "There are many rooms in my Father's house," He said (John 14:2). That's where Jesus was going: to His Father's house—the dwelling place of God. Jesus was going to prepare a place for His disciples there. He was going to make the way for them to be with Him forever. "If I go and do that," Jesus told them, "I will come back. And I will take you to be with me. Then you will also be where I am. You know the way to the place where I am going" (John 14:3–4). Really? Did the disciples know the way?**

**Thomas, one of the disciples, spoke up. "Lord, we don't know where you are going. So how can we know the way?" (John 14:5). The disciples were still struggling to understand. Just like you couldn't find a way to the "GOD" sign, no matter how high you jumped, the disciples didn't know how they would get to the place Jesus was going. What was the way?**

Invite an adult leader to bring the stepladder out, carefully climb the ladder, take down the "GOD" sign, and hand it to you. Make sure he doesn't let the kids see the other side of the sign. Let the kids watch and engage with what's happening; then gently call their attention back to you. The adult leader can carefully remove the stepladder from the space.

**Looks like we found a way to the sign that says "GOD." What was the way we got to the sign?** Wait for the kids to respond "ladder."

**When Jesus' disciples wanted to know the way to God, Jesus said, "I am the way and the truth and the life. No one comes to the Father except through me" (John 14:6). This was an incredible thing to say! Jesus is the life. He's the one who gives life to the whole world. Those who believe in Him will one day live forever in God's house. Jesus is also the truth. He's all the truth about God in a human being. When people look at Jesus and His life, they see what God is like. They see the truth. Since He is the truth and the life, Jesus is the way—the only way—to God the Father.**

Turn the sign over so that "JESUS" is showing. **What does this side of the sign say?** Wait for the kids to respond. **That's right! It says "JESUS."**



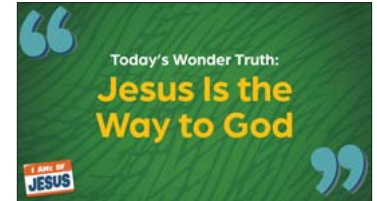
To know Jesus is to know the Father. To see Jesus is to see the Father. That's what Jesus was helping His disciples understand. They had been walking with "the Way" the whole time. Turn the sign back over to the "GOD" side as you say this last sentence: **Jesus is the way to God.**"

## Connecting the Wonder Truth

### SLIDE: WONDER TRUTH

Pose the following question to kids to help them connect the Wonder Truth to God's big story:

"Our Wonder Truth today is **JESUS IS THE WAY TO GOD**. Where did you see our Wonder Truth in action in the story? Allow kids to answer freely.



**This story leads up to the biggest moment in God's big story: the death and resurrection of Jesus. Jesus is the way to God. On the cross, He defeated death and made the way for people to live forever with God!"**

## Responding in Worship

### SLIDE: RESPONDING IN WORSHIP

Talk about ways we can respond to what we are learning with next steps such as tithing, prayer, asking questions, and worship. Encourage kids to ask their SG leaders any questions they were wondering during the lesson.

\*\*\*Introduce this next song and invite kids to respond and participate in worship. See the "Worship Posture Tutorial" on the RBKids Resource Page.



**WORSHIP VIDEO: Holy Forever**  
**VIDEO: BAPTISM**

## Blessing Your Kids

Speak a blessing over your kids. Use your own words. Here is an example:

**Blessing:** God loves you more than you could ever imagine! He sent His Son, Jesus, to make the way for you to be with Him forever! May you walk with Jesus—the way, the truth, and the life—today and all the days of your life.

