



ELEMENTARY LARGE GROUP

LESSON 1

I AM THE BREAD OF LIFE

LESSON AT A GLANCE

WONDER TRUTH: Jesus Gives Us Life

SCRIPTURE: John 6

GOD'S BIG STORY: After feeding a large crowd with five loaves and two fish, Jesus tells the people that He is the bread of life, promising eternal life to all who trust in Him.


WORD OF WONDER: I am the light of the world. Anyone who follows me will never walk in darkness. They will have that light. They will have life. —John 8:12

CURIOSITY

BELIEF

FAITH

- ****Pre-Service Interactive Game: Food Hunt**
- Welcome Question: What kind of bread do you like to eat? What do you like to eat with bread?
- Curiosity Questions
- Declaring God's Wonder
- Prayer of Invitation
- Worship:
 - Take You At Your Word, What a Friend
- God's Big Story
- Connecting the Wonder Truth
- Responding in Worship: Holy Forever
- Blessing Your Kids



[I AMs of Jesus Elementary Spotify playlist](#)

INVITATION

We invite you to pause, listen, and shift your gaze toward the Father ...

LESSON AT A GLANCE

WONDER TRUTH: Jesus Gives Us Life

SCRIPTURE: John 6

WORD OF WONDER: John 8:12

There we were—out of water and feeling famished. We were above the tree line and could see the summit of Pikes Peak. All we could talk about was guzzling gallons of water and eating a dozen of the doughnuts they sell at the Summit House.

When we reached the top of Pikes Peak, we did get bottles of water and a dozen doughnuts. I wish I could say they were as satisfying as we had envisioned, but they were not. In fact, they made the car trip down the mountain very uncomfortable. My hunger wasn't satisfied. In tead, I felt sick.

Read John 6:10–14, 25–35. John 6 tells us that Jesus has come to satisfy hunger—the deepest pangs of hunger within us all. Those pangs that go beyond something that bread can satisfy—emotional, psychological, social, and spiritual pangs.

What's more, Jesus also tells the crowd they are looking in the wrong places to satisfy their hunger—much like eating doughnuts after climbing a 14,000+ foot mountain. It's something we all do. In verse 27, Jesus calls this “food that spoils” (NIV).

What are your deepest places of hunger, desire, or need? When have you tried to satisfy that hunger or desire by looking in the wrong places?

Jesus is health. He is life. He is the very bread of life.

—Jeff Stone

Associate Pastor and Professional Counselor

Contributor to Wonder Ink

DID YOU KNOW?

FOUNDATION BUILDING BLOCKS

WHO?

The crowd was composed of people who were following Jesus around because of His signs—especially healing of the sick. Based on their dialogue with Jesus, the crowd was predominantly or entirely Jewish. They are distinct from Jesus' disciples, who were His students and traveling companions.

WHAT?

After miraculously feeding a large crowd, Jesus is followed to Capernaum by people expecting Him to provide more manna—bread from heaven—as a new Moses. Jesus explains that He Himself is the living bread who gives life to the world. Those who believe will live forever.

WHERE?

Jesus fed the crowd somewhere in the mountainous area known today as the Golan Heights, along the eastern side of the Sea of Galilee. Jesus then crossed to Capernaum, which is on the northwestern part of the Sea of Galilee.

WHEN?

According to John 6:4, this story takes place near the time of the Jewish Passover Feast, when the people remembered how God delivered their ancestors from Egypt. This may have resulted in a heightened expectation among the crowd for God to provide a new deliverer.

CONNECTING TO GOD'S BIG STORY

God provided manna in the wilderness to meet the Israelites' immediate physical needs. Yet they eventually died. Jesus, the bread of life, is a greater provision. He defeated death on the cross and will raise His people to imperishable life on the last day.

Large Group

Spark curiosity, encourage exploration, and get kids thinking about the wonder of God.

LESSON AT A GLANCE

WONDER TRUTH: Jesus Gives Us Life

SCRIPTURE: John 6

WORD OF WONDER: John 8:12

As kids arrive...

Around 20 minutes before service begins, display series theme loop. Play high-energy music in the background.

LG Leader walks around the room on mic and greets kids by name as they enter the room. Welcome kids by name and greet them with enthusiasm. Be extra intentional about hearing and responding

SLIDE: SERIES THEME LOOP

VIDEO: COUNTDOWN (2min OR 30sec) Start a countdown to begin game 10 minutes prior to service start)

Interactive Game: Food Hunt

7-10 MINUTES PRE-SERVICE

SUPPLIES: colored printer paper (2 colors, 7 sheets of each), Bible

RESOURCES: Food Hunt Sheets NIV (2-3 sets)

Before kids arrive, print two sets of the Food Hunt Sheets (two-sided), each on different-colored paper (i.e., one on yellow paper and one on green paper). If you will have more than two teams, print one set per team, each on a different color of paper. Fold each sheet in half, with the illustration on the outside, and hide each set of Food Hunt Sheets around the room before kids arrive.

SLIDE: FOOD HUNT

"Today we're starting an exciting new series called the I AMs of Jesus. Jesus described Himself in many ways that help us know and understand Him better. In this series, we will explore four different statements Jesus made about who He is. Each of Jesus' statements starts with the words "I am."



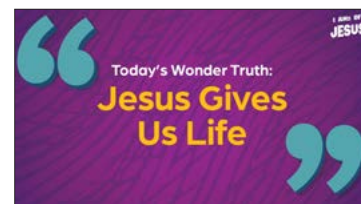
We are going to form two teams, and each team will race to discover clues about our first “I am” statement of Jesus. I’ve hidden seven (say paper color) sheets of paper and seven (say paper color) sheets of paper around the room. Each team will need to find five sheets showing a loaf of bread and two sheets showing a fish in our assigned color. These sheets represent the five loaves and two fish Jesus used to feed a large crowd, which we’ll hear more about in today’s part of God’s big story. Each sheet also has words from Jesus’ statement, taken from John 6:35 in the Bible, on the back. When your team finds all seven sheets in your color, you’ll work together to put the clues in the correct order to find out Jesus’ “I am” statement for today.

Help kids form two teams, and assign a different color paper to each team. If your group includes younger kids or kids with special needs, ask adult or teen volunteers to help teams find the Food Hunt Sheets and put the clues in order. Before moving on, give both teams a chance to read John 6:35 from their clue sheets and discover Jesus’ “I am” statement: “I am the bread of life.”

Great job using the clues to discover Jesus’ first “I am” statement: “I am the bread of life!”

SLIDE: WONDER TRUTH

Today’s Wonder Truth is **JESUS GIVES US LIFE.**



Leader Tip: If your group is small, print one set of Food Hunt Sheets and allow everyone to work together instead of dividing into teams. If your group is too large for just two teams, form teams of 5–10 kids and print a set of Food Hunt Sheets for each team, each set on different color paper.

Leader Tip: For Older Kids. Turn this activity into a competition by having the teams race to see who can find their clues and put them in order to discover Jesus’ “I am” statement first.

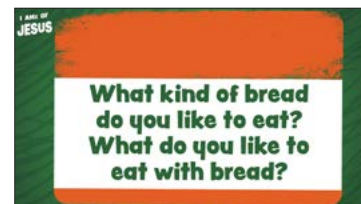
Welcome Question

SUPPLIES: paper, coloring utensils, poster board OR whiteboard, dry-erase markers (if needed)

SLIDE: WELCOME QUESTION

At service start time, draw kids' attention to the Welcome Question:

"What kind of bread do you like to eat? What do you like to eat with bread?" Invite kids to write answers on the poster board or whiteboard.



"What great drawings! Good bread seems to make everything we eat better, doesn't it?"

Today in God’s big story, we’re going to learn how Jesus used bread to teach a large crowd a very important truth about Himself. But first, it’s time for small group."

Small Group

Introduce small group time. While kids are in small group, consider sitting in the groups for a few minutes each. Engage and interact as is appropriate.

Countdown

After about 15 minutes of small group, give a 5 minute warning and begin the countdown.

VIDEO: COUNTDOWN

"Hey everyone! Welcome to our Large Group Worship time! My name is _____ and I'm excited to take this time to worship God, review what we just read, and talk about ways we can respond to what we are learning about God! We are going to pray as we prepare our hearts to worship God!"

Prayer of Invitation

Before entering into God's big story, lead kids in a prayer of invitation. Use the prayer here or your own words: **God, thank You for bringing each person here today to learn about Your Son, Jesus, who gives us life. By Your Spirit working in us, open our hearts and minds to hear Your truth. In Jesus' name, Amen.**

Worship

****NEW SONGS!!** Consider sharing some about the songs you are going to sing. What they mean, why we sing them, why they are meaningful and important to you!

"We're going to stand and sing together! One way that we show love to God is to worship through song! So stand up, sing loud, and join in the motions with us. God loves to hear us sing praises to Him! Let's stand together and sing!"

WORSHIP VIDEOS: Take You At Your Word, What a Friend

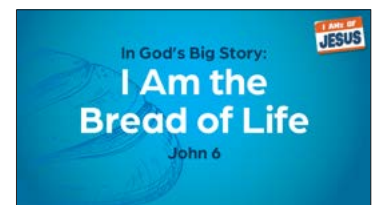
God's Big Story

SLIDE: TITLE

Let kids know that today's portion of God's big story comes from the book of John, which is in the first part of the New Testament.

"Let's start by watching part of God's big story directly from the Bible. Afterward, we will watch and experience more of the story!"

VIDEO: GOD'S BIG STORY



LESSON 1 | I AM THE BREAD OF LIFE

EXPERIENCE IT! SCRIPT

SUPPLIES: small, round loaf of bread; table (optional); cloth napkin or dishtowel (optional)

Allergy Caution: Be aware of any food allergies or sensitivities among your kids and volunteers before doing this activity!



Ahead of time, hide the loaf of bread somewhere easily accessible or place it on a table and cover it with a cloth napkin or dishtowel.

Ask for one volunteer who is fast, one who is tall, and one who can sing. To the fast kid, say,

"You're really fast, right? Let her respond. (Name of kid)

is an antelope! Display the first Metaphor Slide, which shows a photo of an antelope

To the tall kid say, **You're really tall, right?** Let him respond. (Name of kid)

is a redwood tree!

Display the second Metaphor Slide, which shows a photo of redwood tree

To the kid who likes to sing, say, **So (name of kid) you're a singer, right?** Let her respond. (Name of kid)

is a nightingale! Display the third Metaphor Slide, which shows a photo of a nightingale.

Say to all the kids,

When I say (name of kid) is an antelope, do I mean she has four legs and hooves and horns? Allow

kids to respond **What do I mean?** Wait for the response: "She is fast!" **Yes! She**

is fast. When I say (name of kid) is a redwood tree, do I mean he has bark and leaves and lives in

California? Allow kids to respond **What do I mean?** Wait for the response: "He is tall!" **Yes! He is tall.**

When I say (name of kid) is a nightingale, do I mean she has feathers and a beak? Allow kids to

respond. **What do I mean?** Wait for response: "She can sing!" **Yes! She can sing.**

Thank the volunteers and invite them to return to their seats. **When we use things like an antelope, a tree, or a bird to describe someone, we don't mean they are actually that thing, but that they have something in common with that thing. The idea of that thing is like a word picture that helps us understand a quality about the person. This is called a metaphor.**

Jesus used word pictures of familiar things to help people understand important truths about Him.

We are going to talk about one of those familiar things in today's story! But first, we are going to make some pictures using living statues. Help kids partner up. Explain that one person in each pair will

be the statue, and the other will be the sculptor. Encourage kids to take turns with their partners as you move through your storytelling **While I tell you God's big story today, you will "sculpt" some**

moments in our story. I'll let you know when to start.

When Jesus began His ministry, He taught people about God's kingdom and how they could live as part of that kingdom forever. Jesus also performed signs and miracles that revealed how amazing He is and how generously He gives.

One day Jesus was sitting with His disciples by the Sea of Galilee. A large crowd showed up because they had seen Jesus healing sick people. There were about 5,000 men, plus women and children. That's a lot of people! And they were hungry.

Make It Inclusive!

Kids with sensory processing challenges often dislike it when others touch them. Give these kids a chance to be the sculptors (rather than the statues), or suggest that sculptors tell their partners what to do rather than actually move them into position.

Display the Let's Sculpt Slide. OK, sculptors. Make your "statue" look hungry! Give pairs time for one kid to "sculpt" her partner into a statue that looks hungry. **Those sure look like some hungry people! Who do you think will give them something to eat?** Give kids a chance to respond. **Remove the Let's Sculpt Slide from the screen.**



Jesus decided to feed the crowd. A boy offered to share five small loaves of bread and two small fish. Bring out the hidden loaf of bread. **The loaves of bread may have looked something like this. But how could a couple of fish and some bread feed so many people?**

Jesus had everyone sit down. If kids are still standing, invite them to sit down, just like the crowd did. **Jesus took the loaves and fish and thanked God for them. Then He did something amazing! He started handing out food—as much as people wanted. Jesus kept giving, the people kept eating, and somehow the food never ran out. There were even leftovers! It was a miracle!**

Display the Let's Sculpt Slide, and encourage partners to swap roles. **Sculptors, make your statues look full of food and happy!** Give pairs time to "sculpt." **Great job! Remove the slide from the screen,** and invite kids to sit back down.

The crowd thought Jesus must be a prophet like Moses. Moses had led God's people out of slavery in Egypt and into the wilderness, where God provided bread from heaven called manna. After eating the bread Jesus gave, the crowd wanted to make Jesus their king.

Display the Let's Sculpt Slide, and encourage partners to swap roles. **Sculptors, make your statues "cheer" for Jesus!** Give kids time to sculpt. **Nice! Remove the slide from the screen,** and invite kids to sit back down.

Jesus knew that it wasn't God's plan for the crowd to make Him king, so He left to be by Himself. The next day Jesus and His disciples were in Capernaum, a town on the other side of the Sea of Galilee. The crowd came looking for Jesus, but they didn't understand who He is or why He had come. They just wanted more food!

Display the Let's Sculpt Slide, and encourage partners to swap roles. **Sculptors, give your statues a "We want more!" look.** Give kids time to sculpt. **Wow! Remove the slide from the screen,** and invite kids to sit back down.

But Jesus told the crowds, "Do not work for food that spoils. Work for food that lasts forever. That is the food the Son of Man will give you" (John 6:27). The people were confused! They asked Jesus, "What does God want from us? What works does he want us to do?" (John 6:28).

Display the Let's Sculpt Slide, and encourage partners to swap roles. **Sculptors, make your statues look confused.** Give kids time to sculpt. **Way to go! You've all done a great job. That's all the sculpting we need for today!** Remove the slide from the screen, and invite kids to sit back down.

Jesus had an answer to the crowd's confusion. He said, "God's work is to believe in the one he has sent" (John 6:29).

But the people weren't ready to believe in Jesus just yet. They asked Jesus for another sign, even though they had already seen Him heal the sick and feed the crowd. "Long ago our people ate the manna in the desert," the people said. "It is written in Scripture, 'The Lord gave them bread from heaven to eat' " (John 6:31).

They wanted more food, but what they really needed was Jesus. Jesus told them, "The bread of God is the bread that comes down from heaven. He gives life to the world" (John 6:33). " 'Sir,' they said, 'always give us this bread' " (John 6:34). "Then Jesus said, 'I am the bread of life. Whoever comes to me will never go hungry. And whoever believes in me will never be thirsty' " (John 6:35).

If (name of kid) said, "I am an antelope" or (name of kid) said, "I am a redwood tree" or (name of kid) said, "I am a nightingale," they would not mean they were actually those things, but that they shared a quality with those things.

When Jesus said, "I am the bread of life," He meant that He shares a quality with bread. Hold up the bread. Jesus and bread have something in common. What do you think that could be? Invite kids to answer. Guide them toward the truth that bread is food that gives life.

Jesus wanted the people to know that He is the one who gives life to the whole world. He is greater and better than the manna the Israelites ate in the wilderness. The people who ate manna in the desert still died at the end of their lives. What Jesus came to give was different: "I am the living bread that came down from heaven," Jesus said. "Everyone who eats some of this bread will live forever. This bread is my body. I will give it for the life of the world" (John 6:51).

Jesus had not come just to give out free meals. He had come to defeat death and make a way for people to live forever with God. That day, Jesus explained that "everyone who believes [in Me] has life forever" (John 6:47). Jesus gives us life."

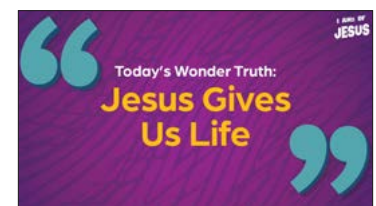
Connecting the Wonder Truth

SLIDE: WONDER TRUTH

Pose the following question to kids to help them connect the Wonder Truth to God's big story:

"Our Wonder Truth today is **JESUS GIVES US LIFE**. Where did you see our Wonder Truth in action in the story? Allow kids to answer freely.

When God's people, the Israelites, were in the desert, God provided manna—bread from heaven—for them to eat. Yet they eventually died. Jesus is the bread of life, and He is better than manna! Jesus defeated death on the cross so we can live forever with God!"



Responding in Worship

SLIDE: RESPONDING IN WORSHIP

Talk about ways we can respond to what we are learning with next steps such as tithing, prayer, asking questions, and worship. Encourage kids to ask their SG leaders any questions they were wondering during the lesson.

***Introduce this next song and invite kids to respond and participate in worship. See the "Worship Posture Tutorial" on the RBKids Resource Page.



WORSHIP VIDEO: Holy Forever

Blessing Your Kids

Speak a blessing over your kids Use your own words, here is an example:

Blessing: This week remember everywhere you go and in everything you do—even as you eat! —that Jesus is the true bread of life who defeated death on the cross so we can live forever with God! May God bless you as you seek His Son, Jesus, who gives us eternal life.

0:06.01
1 I_ams_of_jesus_series_theme_loop.mp4

I AM'S OF JESUS

6 Bread Welcome Question Slide.png

What kind of bread do you like to eat? What do you like to eat with bread?

11 I Ams Of Jesus 1920x1080.png

I AM'S OF JESUS

16 Metaphor Slide 02 Redwood Trees.png

Redwood Tree

5:09.39
21 Holy Forever - Lyrics.mp4

Holy Forever - Lyrics.mp4

0:32.78
2 I_ams_of_jesus_30-second_countdown...

00:28

5:03.18
7 I_ams_of_jesus_5-minute_countdown (...)

04:58

12 Bread Title Slide.png

In God's Big Story: I Am the Bread of Life
John 6

17 Metaphor Slide 03 Nightingale.png

Nightingale

0:06.01
22 I_ams_of_jesus_series_theme_loop.m...

I AM'S OF JESUS

2:03.00
3 I_ams_of_jesus_2-minute_countdown (...)

01:58

8 Bread Declaration Slide V2.png

Think You, God, that you are good! You made me on purpose, for a purpose. And I am Your child. You know me, love me, and feed me. You give us light. And You give us life! My life can tell of Your wonder!

5:09.18
13 IAMS Elem Gods Big Story L1.mp4

I AM'S OF JESUS

18 Lets Sculpt Slide.png

Let's Sculpt!

4 Food Hunt Slide.png

Food Hunt Slide

3:49.10
9 Take You At Your Word - Motions.mp4

WORD

14 I Ams Of Jesus 1920x1080.png

I AM'S OF JESUS

19 Bread Wonder Truth Slide.png

Today's Wonder Truth: Jesus Gives Us Life

5 Bread Wonder Truth Slide.p

Today's Wonder Truth: Jesus Gives Us Life

5:04.68
10 What a Friend Motions.mg

What a Friend Motions.mg

15 Metaphor Slide 01 Antelope.p

Antelope

20 Responding In Worship.p

Responding in Worship