



## ELEMENTARY LARGE GROUP

### LESSON 4

## JESUS TURNS WATER INTO WINE

### LESSON AT A GLANCE

**WONDER TRUTH:** Jesus Reveals that He Is Amazing

**SCRIPTURE:** John 2

**GOD'S BIG STORY:** Jesus and His disciples are attending a wedding in Cana when the wine runs out. Jesus turns water into wine, giving a great gift to the wedding guests and revealing to His disciples that He is amazing.

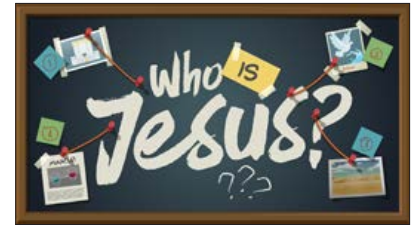
**WORD OF WONDER:** The Son is the exact likeness of God, who can't be seen. The Son is first, and he is over all creation. —Colossians 1:15

### CURIOSITY

### BELIEF

### FAITH

- **\*\* Pre-Service Interactive Game: Reveal that Item!**
- Welcome Question: What is your idea of the most amazing party? Describe it!
- SMALL GROUP
- Prayer of Invitation
- Declaring God's Wonder
- Worship: My Help, What a Friend
- God's Big Story
- Connecting the Wonder Truth
- Responding in Worship: Famous For
- Blessing Your Kids



[Who is Jesus Elementary Spotify playlist](#)

### INVITATION

We invite you to pause, listen, and shift your gaze toward the Father ...

### LESSON AT A GLANCE

**WONDER TRUTH:** Jesus Reveals that He Is Amazing

**SCRIPTURE:** John 2

**WORD OF WONDER:** Colossians 1:15

Do you know why leaves change color in the fall? As the nights grow longer, the tree reduces its chlorophyll production. Without its intense green, the carotenoids and anthocyanin (the secret to the oranges, reds, and purples) are revealed. Those colors were always there. They are merely “unveiled,” displaying scarlet, gold, and amethyst leaves in all their glory.

As you read John 2:1–11, keep that image in mind. All that Jesus is had always been there. But like the magnificent colors of fall leaves, His glory—majesty, abundance, amazingness—was hidden until just the right time.

How would you feel if you were Mary, who treasured her memories of angel visits, of shepherds and wise men, watching and waiting for the promises of Jesus’ birth to be fulfilled? Or what if you were one of Jesus’ disciples? How would you begin to process what you’d witnessed? Isaiah 53:2 reminds us that on the outside, Jesus looked ordinary. Yet in this moment, He revealed His power, His authority over creation, and His amazing glory.

The other wedding guests enjoyed the wine without knowing its source. But “his disciples believed in him” (John 2:11). I believe Jesus is still revealing His glory today. May each of us have eyes to see what may be hidden. May we not just accept the gifts but praise the giver.

—Lise Caldwell

Children’s Ministry Volunteer

Contributor to Wonder Ink

LESSON 4 **FOR LEADERS**  
**JESUS TURNS WATER INTO WINE**

**DID YOU KNOW?**

**FOUNDATION BUILDING BLOCKS**

**WHO?**

Jesus attended a wedding with His disciples. The wedding host was likely a friend of Jesus' family, since Jesus' mother was there. The person in charge of the dinner was not the host but oversaw the celebration.

**WHAT?**

During the wedding celebration, Jesus' mother came up to Him because the wine ran out. Jesus told some servants to fill twelve jars with water, then dip some out for the person in charge. Jesus turned the water into wine, revealing that He is amazing.

**WHERE?**

The wedding was in Cana in the region of Galilee, north of Judea. Cana may refer to Kefar Kanna, about three miles from Nazareth, or Khirbet Kana, about eight miles from Nazareth. Jesus grew up in Nazareth, so His family likely had friends in Cana.

**WHEN?**

Jesus turned water into wine early in His ministry. John calls it "the first of [Jesus'] signs" (John 2:11). Jesus had recently been baptized in the Jordan River, then tempted in the Judean desert.

**CONNECTING TO GOD'S BIG STORY**

Jesus' first sign of turning water into wine officially put Him on a trajectory that would lead to the cross. There, Jesus would again provide the figurative wine, pouring out His blood for the forgiveness of sins (Matthew 26:28).

### Large Group

Spark curiosity, encourage exploration, and get kids thinking about the wonder of God.

### LESSON AT A GLANCE

**WONDER TRUTH:** Jesus Reveals that He Is Amazing

**SCRIPTURE:** John 2

**WORD OF WONDER:** Colossians 1:15

### As kids arrive...

Around 20 minutes before service begins, display series theme loop. Play high-energy music in the background.

LG Leader walks around the room on mic and greets kids by name as they enter the room. Welcome kids by name and greet them with enthusiasm. Be extra intentional about hearing and responding to what they say.

**SLIDE: SERIES THEME LOOP**

**VIDEO: COUNTDOWN** (2min OR 30sec) Start a countdown to begin game 10 minutes prior to service start)

### Interactive Game: Reveal that Item!

7-10 MINUTES PRE-SERVICE

**SUPPLIES:** medium-sized boxes (5), stuffed animal, piece of fruit, doll, Bible, mitten, permanent marker (prep only), tape (prep only), table

**RESOURCES:** [30-Second](#) or [Two-Minute](#) Countdown Video

Ahead of time, place each of these items in a box (one item per box): stuffed animal, piece of fruit, doll, Bible, mitten. (You may use the items listed or any simple items you have on hand!) Number the outside of the boxes 1-5. Close each box and secure it with a loose piece of tape. (Kids will need to open the boxes easily.) Set the boxes out on your stage area with the numbers facing the audience. Place a table at the front of your stage area.

**SLIDE: REVEAL THAT ITEM**

"Today we're going to learn about something unusual Jesus did to reveal, or show, how amazing He is: He turned water into wine! This is the first of Jesus' recorded miracles. A miracle is a good and surprising event that can't be explained. This was the first time Jesus' disciples started to see how amazing Jesus really is. Let's play a fun game where we work to reveal different items!



Invite a volunteer to come up front. Ask him to choose one of the boxes, numbered 1–5, and set it on the table. Next he can open it carefully and look inside. He should not touch the item or say anything about what it is. The other kids will try guessing what is in the box by asking him yes/no questions about the object. You might need to get them started with a few suggestions of things to ask, such as, “Is it a toy?” “Is it soft?” “Is it something we can read?”

You can add an element of challenge by giving kids a time limit to guess what is in the box. Play the Who Is Jesus? [30-Second](#) or [Two-Minute](#) Countdown Video on your screen to create a sense of urgency as kids guess what is in the box.

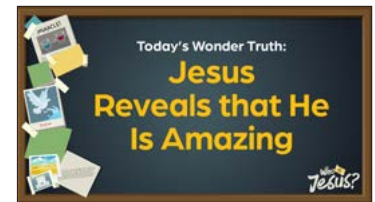
### **Make It Inclusive!**

Kids with processing challenges as well as younger kids can struggle to think of yes/no questions to ask. Partner kids up, pairing older kids with younger and kids who are verbally acute with those who process more slowly. Give pairs time to brainstorm questions together before anyone shares their questions with the larger group.

Kids can continue taking turns asking their yes/no questions until they correctly guess what is in the box. Then the kid up front can reveal the object to everyone. Play multiple rounds with different kids volunteering each time.

### **SLIDE: WONDER TRUTH**

**"It was so fun working to reveal the items in the box! Jesus revealed how amazing He is to His disciples when He did a miracle at a wedding. I'm excited to learn about it with you as we discover today's Wonder Truth: JESUS REVEALS THAT HE IS AMAZING."**



**Leader Tip:** For Older Kids. When Jesus turned water to wine, the Bible tells us He “revealed his glory” (John 2:11, NIV). Introduce the word *glory* to the older kids in your group, explaining that “God’s glory” refers to His majesty, abundance, and amazingness. Then use the word *glory* throughout the lesson as you talk about Jesus being amazing!

## Welcome Question

**SUPPLIES:** paper, coloring utensils, poster board OR whiteboard, dry-erase markers (if needed)

### SLIDE: WELCOME QUESTION

#### At your start time ...

Welcome kids and tell them that you are excited to hear their answers to the Welcome Question. Call on several kids to share their answers:

**"What is your idea of the most amazing party? Describe it!"**

**"These parties sound wonderful! Today we're going to learn about how Jesus went to a wedding—a big party—and did something that revealed how amazing He is. But, first, it's time to be curious."**



## Small Group

Introduce small group time. While kids are in small group, consider sitting in the groups for a few minutes each. Engage and interact as is appropriate.

## Countdown

After about 15 minutes of small group, give a 5 minute warning and begin the countdown.

### VIDEO: COUNTDOWN

**"Hey everyone! Welcome to our Large Group Worship time! My name is \_\_\_\_\_ and I'm excited to take this time to worship God, review what we just read, and talk about ways we can respond to what we are learning about God! We are going to pray as we prepare our hearts to worship God!"**

## Prayer of Invitation

Before entering into God's big story, lead kids in a prayer of invitation. Use Your own words. Here is an example:

**Father, we thank You that we have this time together to learn more about who You are and how we can live as Your kids! We ask Your Holy Spirit to guide us today as we spend time with You. Thank You for sending Your Son, Jesus, who did miracles that revealed how amazing He is! In Jesus' name, Amen.**

## Declaring God's Wonder

### SLIDE: DECLARATION

Read each line boldly and invite kids to repeat after you.

**Thank You, God, that You are good!** (Kids repeat.)

**You made me on purpose, for a purpose.** (Kids repeat.)

**And I am Your kid!** (Kids repeat.)

**You know me, love me, and lead me.** (Kids repeat.)

**You do wonderful things;** (Kids repeat.)

**Thank You for showing me that You are amazing!** (Kids repeat.) **My**

**life can tell of Your wonder!** (Kids repeat.)



## Worship

Consider sharing some about the songs you are going to sing. What they mean, why we sing them, why they are meaningful and important to you!

**"We're going to stand and sing together! One way that we show love to God is to worship through song! So stand up, sing loud, and join in the motions with us. God loves to hear us sing praises to Him! Let's stand together and sing!"**

**WORSHIP VIDEOS: My Help, What a Friend**

## God's Big Story

### SLIDE: TITLE

Explain that John is one of the four Gospels: Matthew, Mark, Luke, and John.

The Gospels are books at the beginning of the New Testament that tell us about the life of Jesus.

**"Let's start by watching part of God's big story directly from the Bible. Afterward, we will watch and experience more of the story!"**



**VIDEO: GOD'S BIG STORY**

## LESSON 4 JESUS TURNS WATER INTO WINE EXPERIENCE IT! SCRIPT


**SUPPLIES:** flat bed sheets or tablecloths (2–3), table, clear shatter-proof jars (6), water, food coloring drops (red, yellow, and blue), wooden spoon, grape or cherry drink mix powder, opaque jars or cups (6), water pitcher, goblets (several), Bible, juice pouches or juice boxes (1 per kid, optional)

**Allergy Alert:** This activity contains possible food allergens! Due to possible food sensitivities and allergies, invite adult leaders, rather than kids, to test the water and drink mix that are part of the Bible storytelling.

Ahead of time, cover a table with flat bed sheets or tablecloths so they drape to the floor on the side that will face the audience. Fill three of the clear jars to the brim with water. Mix one color of food coloring into each jar: red, yellow, blue. Set the three empty clear jars next to the three full ones, along with the wooden spoon. Pour drink mix powder into the six opaque jars or cups and fill the water pitcher with water. Place the six opaque jars or cups, water pitcher, and goblets on the floor under the table (hidden from the audience).



**"Hey, friends! I have a little science experiment challenge for you. We've got red, yellow, and blue water up here. Can anyone make some orange water?"** Select a kid volunteer and watch her make orange water in an empty jar by mixing some of the red water with some of the yellow water. (If the volunteer isn't sure how to make orange water, whisper instructions to her.) Encourage her to only fill up the jar about a quarter of the way. Thank the volunteer and invite her to return to her seat.



**Can anyone make some green water? How about purple?** Select two more volunteers to mix colors. One will make green water by mixing yellow and blue water. One will make purple water by mixing blue and red water. (If they aren't sure how to make their assigned colors, quietly give them instructions.) Thank the volunteers and invite them to return to their seats.

**Look at all these colors! We started with three and now we have a rainbow! I wonder if anything else changed. What flavor water do you think this could be?** Hold up a jar and take answers. Ask for opinions on the two other mixed colors. **Let's test and see if we changed these jars of water into orange juice, limeade, or grape juice!** Sip from one of the jars (or ask a willing adult leader to do so), confirming that while the color has changed, the liquid indeed remains simple water.

*(Thinking)* **What would you do to change the liquid in these jars into something completely different, like grape juice or cherry drink?** Take answers. **It's impossible for us to do without any other ingredients! But not for Jesus. Let's check out today's part of God's big story.**

Open the Bible to John 2 and hold it or set it next to you as you continue. **When Jesus grew up, He was strong and wise and pleasing to God. At His baptism, God's voice declared that Jesus is God's Son. Then the Holy Spirit led Jesus into the desert, where He was tempted by the devil. Did Jesus sin?**



Kids respond. **The world had never known a person like Jesus. He was the Messiah—the One who would bring about God’s kingdom.**

As you continue, slowly clear the work table by placing the clear jars under the table. **After He left the desert, Jesus went to Galilee where He had grown up. Along the way, some people started following Jesus as His disciples. They were His students.**

Set goblets around the table. **One day, Jesus and His disciples were invited to a wedding in the town of Cana. At that time, wedding celebrations lasted seven days! There was food and drink and plenty of laughter. It was a joyous time. Unless they ran out of food ... or drink.**

**Jesus’ mom was at this wedding too. She came up to Jesus because she had heard of some bad news.** Pick up a goblet, look inside, then hold it upside down. **The wine had run out! How embarrassing! People were going to remember this for years.**

Step in front of the table and address the kids directly. **If you had been at the wedding, what would you have done to help solve the problem of no more wine?** Take a few answers, acknowledging the fact that it would have been impossible to correct this mistake. **There were no stores, no online shopping, no grocery-store delivery services, and no vineyard nearby.**

**The party would have been over, and everyone would remember this wedding as a big embarrassment.**

**Wedding guests usually brought gifts to help cover the cost of the wedding. When the wine ran out, Jesus’ mother wanted Jesus to give an extra special gift. She said to him, “They have no more wine” (John 2:3). Ah! Smart move, Mary! She asked Jesus to help. But what could Jesus do about that?**

**Jesus loved His mom. “Dear woman,” He replied, “Why are you telling me about this? The time for me to show who I really am isn’t here yet” (John 2:4). After all, Jesus’ ministry was just beginning. Not even His disciples could guess where it would lead Him. They didn’t realize yet that Jesus would perform many signs and miracles along the way. Jesus’ mom spoke to the servants: “Do what he tells you” (John 2:5).**

Step behind the table and slowly place the six opaque jars or cups and the pitcher of water in the center of the table as you continue. **There were six stone water jars nearby. They were huge, much bigger than these—big enough to hold 20–30 gallons. They were typically used for special religious washings, but today Jesus had something else in mind. Jesus said to the servants, “Fill the jars with water” (John 2:7). What?! It’s the middle of a crisis! Why would Jesus waste the servants’ time by having them fill all these jars with water? How would that fix the problem?**

Step in front of the table and directly address the kids. **What would you do? Would you have listened to Jesus and filled the jars? Or would you have asked the people in charge of the wedding for their own instructions?** Allow a few answers.

**The Bible says the servants did exactly as Jesus had asked.** Step behind the table and pour water from the pitcher into the six opaque jars or cups. **The servants filled the jars to the top with water. Then he told them, “Now dip some out. Take it to the person in charge of the dinner” (John 2:8).**

**The person in charge was responsible for making sure everyone was having a good time. If these servants gave him a goblet of water, he would have been angry and insulted! What would you have done? Obeyed Jesus or found a different job to do at the wedding?** Allow a few answers.

**Fortunately, the servants obeyed Jesus. They filled a goblet with liquid from the jars.** If needed, mix the liquid in the opaque jar or cup with the wooden spoon, then pour the grape or cherry drink from an opaque jar or cup into a goblet. **Then the servants brought it to the person in charge.** Bring the goblet out into the audience. Ask a willing adult leader to taste the drink. **When he tasted what the servants brought him, it didn't taste like water, because it wasn't water. Not anymore. Jesus had turned the water into wine! What did your drink taste like?** Allow volunteer to answer.

**The person in charge had no idea where the wine came from. He called the groom aside because the wine was so good. "Everyone brings out the best wine first. But you have saved the best until now"** (John 2:10). **Jesus had saved the day! Not everyone knew what had happened, but the servants knew. And Jesus' disciples knew and believed in Jesus.**

**What Jesus did at the wedding in Cana—saving the host from embarrassment by turning water into wine—was the first of Jesus' signs. It revealed how amazing Jesus is, and it showed how generously He gives. This wouldn't be the last gift Jesus gave. Just as He provided the best wine, He would one day provide the best sacrifice and make the way for a celebration in God's kingdom that will never end. Through all His signs and miracles, Jesus reveals that He is amazing.**

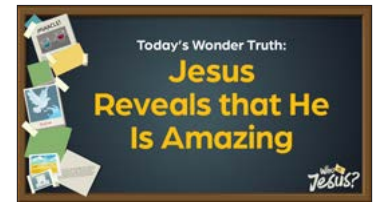
Consider offering juice pouches or boxes to the kids to celebrate when Jesus turned water to wine at Cana. Just be aware of kids' food allergies and sensitivities!

## Connecting the Wonder Truth

### SLIDE: WONDER TRUTH

Pose the following question to kids to help them connect the Wonder Truth to God's big story:

**"Our Wonder Truth today is JESUS REVEALS THAT HE IS AMAZING. Where did you see our Wonder Truth in action in the story?"** Allow kids to answer freely.



**Before Jesus died for us, He compared His blood to wine. His blood was poured out on the cross for the forgiveness of sins (Matthew 26:28). Because of Jesus' death and resurrection, the wrong things we do can be forgiven, and we can have a relationship with God forever!"**

## Responding in Worship

### SLIDE: RESPONDING IN WORSHIP

Talk about ways we can respond to what we are learning with next steps such as tithing, prayer, asking questions, and worship. Encourage kids to ask their SG leaders any questions they were wondering during the lesson.

\*\*\*Introduce this next song and invite kids to respond and participate in worship. See the "Worship Posture Tutorial" on the RBKids Resource Page.



### WORSHIP VIDEO: Famous For

## Blessing Your Kids

Speak a blessing over your kids, as a group or as individuals. If you bless kids individually, insert each name into the blessing.

**Blessing:** May Jesus reveal to you this week that He is amazing, and may you experience His amazing love for you!

1 WJJ theme loop.mp4  
0:07.01

2 who\_is\_jesus\_\_30-s...  
0:35.27

3 who\_is\_jesus\_\_2-mi...  
2:06.33

4 Reveal that Item Slid...  
that Item!

5 Water to Wine Wond...  
Today's Wonder Truth: Jesus Reveals that He Is Amazing

6 Water to Wine Welco...  
What is your idea of the most amazing party? Describe it!

7 who\_is\_jesus\_\_5-mi...  
5:08.43

8 Water to Wine Decla...  
Thank You, God, that You are good! You made me on purpose, for a purpose. And I am Your kid! You know me, love me, and hear me. You do wonderful things. Thank You for showing me that You are amazing! My life can tell of Your wonder!

9 my\_help\_-\_motions....  
4:26.77

10 What a Friend Moti...  
5:04.68

11 Who Is Jesus 1920x...  
Who is Jesus?

12 Water to Wine Title...  
In God's Big Story: Jesus Turns Water into Wine John 2

13 WJJ Elem Gods Big...  
5:41.59

14 Who Is Jesus 1920...  
Who is Jesus?

15 Water to Wine Won...  
Today's Wonder Truth: Jesus Reveals that He Is Amazing

16 Responding in Wor...  
Responding in Worship

17 famous\_for\_-\_lyric...  
3:58.00

18 WJJ theme loop.mp4  
0:07.01