



# Kids Club

Elementary Leader Guide

Jan.  
Week 3  
Jan. 19, 2024

## Leader Info

Each week kids will learn about a few books of the Bible along with some simple hand motions to help them remember what each book is about. The goal is that by the end of the 12 weeks, kids will be able to say all 66 books of the Bible from memory and have a general idea of what each book is about.

## Memory Verse:

*"God has breathed life into all Scripture. It is useful for teaching us what is true. It is useful for correcting our mistakes. It is useful for making our lives whole again. It is useful for training us to do what is right."* - 2 Timothy 3:16 (NIRV)

## Lesson 3: All That History!

**Scripture:** Joshua 24:14-22

**Bottom Line:** The books of history teach us what happens when we obey (or disobey) God.

**Synopsis:** The books of history tell us what happened to God's people when they inherited the promised land and what happened when they forgot about God. They teach us about God's laws and God's forgiveness.

**Objective:** Kids will memorize the next 12 books: Joshua, Judges, Ruth, 1 Samuel, 2 Samuel, 1 Kings, 2 Kings, 1 Chronicles, 2 Chronicles, Ezra, Nehemiah, and Esther

## Schedule:

**20 minutes-** Set out 2-4 rotations of seated activities for kids to play. Sit with them, play with them. Ask questions about their past week, pets, family, and other things that are important to them. This is important relation-building time!

**10 minutes-** Lesson intro and discussion (page 1)

**10-15 minutes-** Activities (page 2)

**15-20 minutes-** Games // Free play

## MEMORY VERSE

### Memory Verse:

***"God has breathed life into all Scripture. It is useful for teaching us what is true. It is useful for correcting our mistakes. It is useful for making our lives whole again. It is useful for training us to do what is right." - 2 Timothy 3:16 (NirV)***

Give all the kids a Bible. Give them the reference and see who can find it first in their Bible.

Divide the room into girls and boys. Instruct each group to read the verse together in the voice of a cartoon character. Have the boys read the verse aloud, and then have the girls read it aloud. Then have them recite from memory.

## TEACHING TIME

### BOTTOM LINE:

**The books of history teach us what happens when we obey (or disobey) God.**

### SAY:

"Last week we learned the first five books of the story. The story began with the creation of the world in Genesis. In Exodus, Leviticus, Numbers, and Deuteronomy, we learned about the Israelites, who were slaves in Egypt and were rescued by God. God gave them a set of laws to follow and promised to lead them into the land he had promised to Abraham many years earlier.

Today's books continue that story right where we left off. These twelve books are called the history books, and they take us through many years of Israel's history. The Israelites do, in fact, go home to the Promised Land. They face many challenges from inside and out, including some dangerous enemies, but God always provided a hero to save them when needed.

The history books also tell us what happens when the Israelites forget about the God who saved them. You see, the people Joshua lead into the Promised Land were not the same ones who came out of Egypt. They were the children of slaves, and many of them didn't remember the time when they were in captivity. Joshua warned the people that they needed to choose wisely whom they would serve, and he urged them to follow God.

### READ JOSHUA 24:14-22

### Main Point:

"Joshua warned the people not to forget all God had done for them. He urged them to learn the laws of God and to obey them. He warned them not to chase after false gods or to listen to kings who might try and lead them away from God."



I'd love to tell you the Israelites listened, but they didn't. The history books seem to tell the same story over and over. The Israelites forget God. Their enemies attack. They cry out to God, and God saves them. Then they forget about God again. It finally became so bad during the time of the kings, God let the Babylonians conquer his people and take them off into captivity again. Even then, God didn't abandon his people. When they were sorry for their sins, God forgave them, and he brought them home. God shows us in the histories that there's a punishment for sin, but he also shows us that he forgives."

### **Drive it Home:**

"The book of Joshua tells how Joshua led the people into the Promised Land. Joshua conquered God's enemies, and the people settled down to live in peace, but Joshua warned them to stick close to God.

Judges tells the stories of men and women God used to save the Israelites from their enemies. When the people forgot God, their enemies would attack, and God would use heroes like Deborah, Gideon, and Samson to save them.

Ruth is a sweet story of a woman who left her home and family to live with her aging mother-in-law. Ruth was loyal to Naomi, the mother of her dead husband, and God blessed Ruth for her faithfulness.

The books of Samuel, Kings, and Chronicles tell the stories of Israel's kings. They start with mighty King Saul and the faithful King David, Ruth's great-grandson, who killed the giant Goliath. But as the years went by, the kings became corrupt. They forgot about God, and they chose to worship false gods. Occasionally, a king would tell God he was sorry and try to bring the people back to God, but when God finally had enough, he let the king of Babylon conquer his people.

Once again, the people asked God's forgiveness, and he answered. Ezra and Nehemiah were two men who brought the people home. They helped to secure the Promised Land and make it safe for the people to come home.

Finally, there's Esther, the queen of Persia who was also an Israelite. Esther was in the right place at the right time to speak up and save her people from a man who wanted to kill them all. Esther was obedient, and God used her to save his people. "

## **HAND MOTIONS:**

"Today we're going to learn a group of books known as the history books. These tell the story of how Israel conquered the Promised Land. They tell how God saved the people from their enemies. They tell what happened when God's people rebelled against him, and they tell how God forgave them and brought them home.

Joshua is the first history book, and it tells us how the Israelites conquered the Promised Land. For this book, drop your hands like the walls of Jericho falling down to help you remember.

The next book is Judges, and it tells about the people who saved Israel from their enemies when they needed help. Pound a fist into the other hand like a judge's gavel to remember Judges.



Ruth is the story of a woman who left everything behind to care for her mother-in-law. Bend down and pick up a piece of wheat to remember how Ruth cared for Naomi.


The next six books come in pairs and tell us about all the kings of Israel. Some were good, and some were bad. To remember 1 & 2 Samuel, count on your fingers 1 and 2, then make a S with one finger in the air. For 1 & 2 Kings, count on your fingers 1 and 2, then put both hands on your head like you're putting on a crown. For 1 & 2 Chronicles, count on your fingers 1 and 2, then make a C shape with your hand.

Ezra and Nehemiah were leaders in Israel when the people returned home from exile in Babylon. Wave goodbye to Babylon to help you remember Ezra, then stack your hands like you're stacking bricks to remember that Nehemiah re-built the wall of Jerusalem.

Finally, we come to Esther. Esther was an Israelite and a queen whose bravery helped save her people. Pretend you are placing a crown on your head, like the one Esther wore, to remember this Biblical hero.

Let's review these one more time!"

Repeat the twelve books and their hand motions with the kids 2-3 times, then review the 5 books from last week as well to wrap up the lesson.




## JOSHUA

Drop hands like the walls of Jericho falling




## JUDGES

Pound a fist into the other hand like a judge's gavel




## RUTH

Bend down like you're picking up a piece of wheat




## 1 & 2 SAMUEL

Count on your fingers 1 and 2, then make an S with one finger in the air




## 1 & 2 KINGS

Count on your fingers 1 and 2, then put both hands on your head like a crown




## 1 & 2 CHRONICLES

Count on your fingers 1 and 2, then make an C shape with your hand.




## EZRA

Wave goodbye as if leaving exile to go home



## NEHEMIAH

Stack one hand on the other as if stacking bricks and building a wall



## ESTHER

Pretend you're placing a crown on your head.

## ACTIVITIES

### ICEBREAKER:

What is one thing in your life you have chosen to be fully committed to; and why?

### GAME: TRUE/FALSE

**SUPPLIES:** Baseballs, Empty tin cans, painters tape, Buzzer(optional)

Stack six cans in a pyramid and create 2 lines on the floor with tape. One for older and one for younger kids. It should be difficult. Divide into 2 teams.

Have 1 player from each come up, and ask the first review question. Have kids use a buzzer or raise their hand. The kid who gets the answer right gets 3 tries to knock the cans down, while the other player will only get 2.

Keep score of how many cans each team knocks down and continue until each kid has had a turn or you have completed 10 rounds.

#### **True/False Questions:**

Our story today was from the book of Judges. **FALSE**

The Judges led Israel into the Promised Land. **FALSE**

Ruth was a queen who saved Israel. **FALSE**

Our memory verse is from 2 Timothy. **TRUE**

There are two books of Kings and one of Samuel. **FALSE**

1 & 2 Chronicles retell the stories of the kings. **TRUE**

Ezra and Nehemiah were both good kings in Israel. **FALSE**

The hand motion for the book of Ruth is waving your arms above your head. **FALSE**

Last week we learned about the first 5 books, called the law. **TRUE**

Exodus is the first book of the Bible. **FALSE**



## REVIEW: ALL THAT HISTORY

**SUPPLIES: Books of the Bible Key Chain Cards(1 set/kid), metal binder rings (1/kid)**

**PREP:** Cut out the books of the bible sets so each kid has a set. Punch a hole in the top left corner of each card.

Each week, kids will add the books they are studying each week to their key chain. Make sure their names are on their keychain somewhere. They will leave it at church and take home at the end of the Books of the Bible Unit.

Add the history books from today: Joshua, Judges, Ruth, 1 Samuel, 2 Samuel, 1 Kings, 2 Kings, 1 Chronicles, 2 Chronicles, Ezra, Nehemiah, and Esther.

Recite the books and practice the motions as kids add to their keychain. Have volunteers read the clues on the back of each card.

## PRAYER:

Go around the room asking kids to name one way they can practice obedience to God this week. Try to help each kid come up with a practical action.  
Invite a volunteer to pray over everyone.