

### LESSON 3 MARY

#### LESSON AT A GLANCE

**WONDER TRUTH:** Jesus Is the Promised King

**SCRIPTURE:** Luke 1

**GOD'S BIG STORY:** God's people have waited for the promised King. At long last, an angel tells a young woman named Mary that she will be mother to the coming King Jesus.

**WORD OF WONDER:** A child will be born to us. A son will be given to us. He will rule over us. And he will be called Wonderful Adviser and Mighty God. He will also be called Father Who Lives Forever and Prince Who Brings Peace. —Isaiah 9:6

#### CURIOSITY

#### BELIEF

#### FAITH

- Interactive Game: Where's the King?
- Welcome Question: Have you ever waited for something for a long time? What was it like to wait?
- SMALL GROUP
- Prayer of Invitation
- Declaring God's Wonder
- Worship: (pick 2)
  - O Come (All Ye Faithful), Great Things (Do You Hear What I Hear), Joy to the World
- God's Big Story
- Connecting the Wonder Truth
- Responding in Worship: Angels We Have Heard
- (Gloria the King Has Come)
- Blessing Your Kids



[God With Us Elementary Spotify playlist](#)

### INVITATION

We invite you to pause, listen, and shift your gaze toward the Father ...

### LESSON AT A GLANCE

**WONDER TRUTH:** Jesus Is the Promised King

**SCRIPTURE:** Luke 1

**WORD OF WONDER:** Isaiah 9:6

Read Luke 1:26–38. I’ve always been a slow reader. During my first year of seminary, I was behind in the reading for one of my theology classes, so I blocked out time to catch up. I expected a long day of slogging through dense paragraphs, and my expectations were met. But God brought something unexpected too. Somehow, those dense paragraphs gave me fresh eyes for the truth about who Jesus is. I ended up kneeling on the floor in teary-eyed wonder, praising Jesus the King.

It doesn’t have to come through a theology textbook. It might come through a song, a poem, or a service project. It might come through a familiar passage of Scripture or one you’ve never read before. Or it might come as you’re preparing to teach kids about God’s big story. Every time we revisit the Christmas story, there’s an opportunity to hear and read anew. Who is Jesus? According to the angel Gabriel, Jesus is the promised King, the one whose kingdom will never end. Do you believe that?

It’s so easy to miss out on the truth, to go through the motions, to hear without hearing or see without seeing. This week don’t miss out on the story. Jesus really is King, and His kingdom really is coming. Christmas changes everything!

—**Michael Rade**

Care & Support Ministry Assistant; Itinerant Preacher

Contributor to Wonder Ink

**DID YOU KNOW?**

**FOUNDATION BUILDING BLOCKS**

**WHO?**

Mary was a young woman from the town of Nazareth who gave birth to Jesus. She was a virgin engaged to be married to Joseph, a descendant of David. It is possible Mary was also descended from David.

**WHAT?**

The angel Gabriel appeared to Mary to tell her she would become pregnant with a baby and to name Him Jesus. Jesus would be called the Son of God and become a king like David, ruling over God's people forever in a kingdom without end.

**WHERE?**

The angel appeared to Mary in the town of Nazareth in the region of Galilee, which was north of Judea. Nazareth is just over 15 miles west of the Sea of Galilee. Mary traveled south to visit her relative Elizabeth in the hill country of Judea.

**WHEN?**

The angel Gabriel appeared to Mary when her relative Elizabeth was six months pregnant. When the angel foretold the birth of John, King Herod's reign was nearing its end. King Herod ruled over Judea until 4 BC.

**CONNECTING TO GOD'S BIG STORY**

God promised that a descendant of David would rule forever, and Daniel had a vision of one like a son of man ruling a kingdom without end (Daniel 7:13–14). These expectations are fulfilled in Jesus, born the rightful King over all creation.

Large Group

Spark curiosity, encourage exploration, and get kids thinking about the wonder of God.

LESSON AT A GLANCE

**WONDER TRUTH:** Jesus Is the Promised King  
**SCRIPTURE:** Luke 1  
**WORD OF WONDER:** Isaiah 9:6

As kids arrive...

Around 20 minutes before service begins, display series theme loop. Play high-energy music in the background.

LG Leader walks around the room on mic and greets kids by name as they enter the room. Welcome kids by name and greet them with enthusiasm. Be extra intentional about hearing and responding to what they say.

**SLIDE: SERIES THEME LOOP**

**VIDEO: COUNTDOWN** (2min OR 30sec) Start a countdown to begin game 10 minutes prior to service start)

Interactive Game: Where's the King?

7-10 MINUTES PRE-SERVICE

**SUPPLIES:** table tennis ball, permanent marker (prep only), additional table tennis balls (3-4, optional)

**SLIDE: WHERE'S THE KING?**

Ahead of time, use a permanent marker to draw a simple crown on one table tennis ball.

"God made a promise to His people that He would send a king. They waited a long time for that promised King to arrive. I imagine they were keeping their eyes open, watching for that King to come, don't you?"



Show the table tennis ball with the crown on it. **Today we are going to watch for the king—or at least see if we can find this table tennis ball with a crown on it!**

Have the kids form a circle, standing shoulder to shoulder. If your group is large, consider having kids form multiple circles. (Just be sure you prepare a ball with a crown on it for each circle.) Ask for a volunteer to stand in the middle and explain that her job is to "find the king" (the table tennis ball). **If you are standing in the circle, pass the ball behind your back. Be sneaky! See if you can keep** (say name of kid in the middle) **from finding the king** Have the kid in the middle close her eyes. Then give the table tennis ball to a kid in the circle.

Tell the kid in the middle to open her eyes. Tell her: **When you think you know where the king is, point to the kid who has it!** When the kid in the middle guesses correctly, have her switch places with the kid who had the ball. Play for as many rounds as you'd like or time allows.

**Leader Tip:** For Older Kids. Encourage the kids in the circle to “trick” the guesser, or add extra table tennis balls but only have the crown on one of them.



God's people knew that a king was coming. They had been waiting and watching, just like the player in the middle of our game.

**SLIDE: WONDER TRUTH**

Today's Wonder Truth is **JESUS IS THE PROMISED KING**, and in God's big story today He is on His way! But He's definitely not coming in the way most people expect."

## Welcome Question

**SUPPLIES:** paper, coloring utensils, poster board OR whiteboard, dry-erase markers (if needed)

**SLIDE: WELCOME QUESTION**

**At service start time**, draw kids' attention to the Welcome Question. Invite kids to write answers on the poster board or whiteboard.



"Have you ever waited for something for a long time?  
What was it like to wait?"

In God's big story, His people waited a very, very long time for the promised King to arrive. Today we're going to see how a young woman named Mary heard the exciting news that the wait was over. But, first, it's time for small group."

## Small Group

Introduce small group time. While kids are in small group, consider sitting in the groups for a few minutes each. Engage and interact as is appropriate.

## Countdown

After about 15 minutes of small group, give a 5 minute warning and begin the countdown.

**VIDEO: COUNTDOWN**

"Hey everyone! Welcome to our Large Group Worship time! My name is \_\_\_\_ and I'm excited to take this time to worship God, review what we just read, and talk about ways we can respond to what we are learning about God! We are going to pray as we prepare our hearts to worship God!"

## Prayer of Invitation

Before entering into God’s big story, lead kids in a prayer of invitation. Use your own words. Here is an example: **God, thank You for sending Jesus to be our King! Help us listen well to what You want to teach us today. May Your Holy Spirit speak to us so that we may know You better. Thank You for always keeping Your promises. In Jesus’ name, Amen.**

## Declaring God’s Wonder

### SLIDE: DECLARATION

Read each line boldly and invite kids to repeat after you.

**Thank You, God, that You are good!** (Kids repeat.)

**You made me on purpose, for a purpose.** (Kids repeat.)

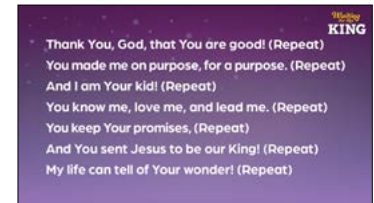
**And I am Your kid!** (Kids repeat.)

**You know me, love me, and lead me.** (Kids repeat.)

**You keep Your promises,** (Kids repeat.)

**And You sent Jesus to be our King!** (Kids repeat.)

**My life can tell of Your wonder!** (Kids repeat.)



## Worship

Consider sharing some about the songs you are going to sing. What they mean, why we sing them, why they are meaningful and important to you!

**"We're going to stand and sing together! One way that we show love to God is to worship through song! So stand up, sing loud, and join in the motions with us. God loves to hear us sing praises to Him! Let's stand together and sing!"**

**WORSHIP VIDEOS: O Come (All Ye Faithful), Great Things (Do You Hear What I Hear), Joy to the World ((pick 2))**

## God’s Big Story

### SLIDE: TITLE

Explain to the kids that today’s reading comes from the Gospels, the four books that tell the events of Jesus’ life. Invite them to turn to Luke 1, the very beginning of the book—before Jesus has even been born. **Let’s start by reading part of God’s big story directly from the Bible. Afterward, we will**

**watch and experience more of the story!** Read Luke 1:26–38. Before reading, you can explain that Elizabeth is a relative of Mary’s and the future mother of John the Baptist. If you have confident readers, invite a few kids to read 3–4 verses each. Then do one or both of the following:



## LESSON 3 MARY EXPERIENCE IT! SCRIPT

**SUPPLIES:** construction paper (several sheets per kid in different colors), glue bottles or glue sticks, cardstock (1 sheet per kid), painter's tape

Ahead of time, prepare several sheets of construction paper per kid in different colors and give to small group leaders.

### SLIDE: TORN PAPER

"Each of you has several sheets of construction paper. As I review God's big story, use torn pieces of your construction paper to create anything you'd like from the story! It could be a character or part of a scene that.



You won't have scissors or anything to write or draw with. You're going to use your imagination and artistic abilities to create our story from torn paper! It's very important that you stay quiet and listen carefully! Don't distract your friends who will be working hard on their creation too! Ready? Let's go!

Let's review what we've been learning over the past few weeks: After being forced to live in Babylon, God's people came back home, but it didn't always feel like home. They were still ruled by others. First the Persians, then the Greeks, then the Romans. They knew there had to be more to God's big story. What about God's promised Messiah—the one who would deliver God's people? What about the King from David's line, whose kingdom would never end? Those who loved God were waiting for the King!

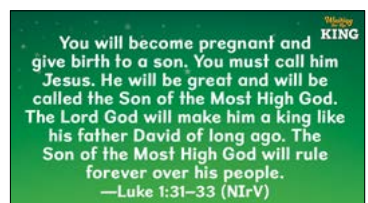
God was on the move, preparing the way. He was working through a married couple named Zechariah and Elizabeth. Elizabeth was going to have a baby named John. John would be filled with the Holy Spirit, God's presence, and prepare the way for Jesus by telling God's people to turn away from the wrong things they were doing.

When Elizabeth was six months pregnant, God sent the angel Gabriel to a young woman named Mary who lived in the town of Nazareth. Mary was engaged to be married to a man named Joseph. Joseph came from the family line of King David.

Gabriel appeared to Mary and greeted her: "The Lord has blessed you in a special way. He is with you" (Luke 1:28). Mary was startled. What kind of greeting was this? The angel told Mary not to be afraid because God was very happy with her. In fact, God was about to do something amazing, and Mary would have a big part in what God was doing.

### Display the Luke 1:31–33 Slide.

"You will become pregnant and give birth to a son." The angel continued, "You must call him Jesus. He will be great and will be called the Son of the Most High God. The Lord God will make him a king like his father David of long ago. The Son of the Most High God will rule forever over his people" (Luke 1:31–33).

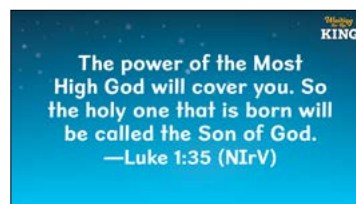


Whoa! Had Gabriel just said what Mary thought he said? Had Gabriel just announced the coming of the everlasting King—the one whose kingdom will never end? And was Mary to be this King's ... mother?

**“ ‘How can this happen?’ Mary asked the angel” (Luke 1:34). It was a good question. After all, she wasn’t even married yet! Gabriel told her she would become pregnant through the power of the Holy Spirit.**

**Display the Luke 1:35 Slide.**

**“The power of the Most High God will cover you. So the holy one that is born will be called the Son of God” (Luke 1:35). The angel also told Mary what God was doing to prepare the way for Jesus. He told her that her relative Elizabeth was six months pregnant, even though she was old and people thought she couldn’t have children. “That’s because what God says will always come true,” the angel declared (Luke 1:37). “ ‘I serve the Lord,’ Mary answered. ‘May it happen to me just as you said it would’ ” (Luke 1:38).**



**After that, Mary wanted to see Elizabeth, so she set out for Judea. When Mary greeted Elizabeth, the baby inside Elizabeth jumped with joy, and Elizabeth was filled with the Holy Spirit. She declared that both Mary and the baby inside Mary were blessed. She recognized that Mary was the mother of the Lord—the Lord who would rule over Elizabeth and everyone else. The King was coming!**

**Then Mary sang a new song. She praised God for what He was doing through her. She praised Him for what He had done in the past, for His kindness to the lowly and hungry, and for keeping His promises. After all, God had just kept the biggest promise of all. The King was coming! Jesus was coming! Jesus is the promised King!**

Instruct small group leaders to help kids tape their creations to the walls around them, (or posterboard for mobile environments)



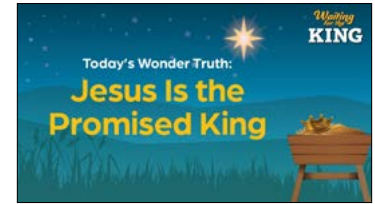
## Connecting the Wonder Truth

### SLIDE: WONDER TRUTH

Pose the following question to kids to help them connect the Wonder Truth to God's big story:

"Our Wonder Truth today is **JESUS IS THE PROMISED KING**. Where did you see our Wonder Truth in action in the story? Allow kids to answer freely.

God promised King David that one of David's relatives would rule as King forever (2 Samuel 7:11–13). Then Daniel had a dream of one like a son of man ruling a kingdom that never ends (Daniel 7:13–14). Jesus fulfills both of these things! Jesus is from David's family line, and He is the everlasting King!"



## Responding in Worship

### SLIDE: RESPONDING IN WORSHIP

Talk about ways we can respond to what we are learning with next steps such as tithing, prayer, asking questions, and worship. Encourage kids to ask their SG leaders any questions they were wondering during the lesson.

\*\*\*Introduce this next song and invite kids to respond and participate in worship. See the "Worship Posture Tutorial" on the RBKids Resource Page.

**WORSHIP VIDEO: Angels We Have Heard (Gloria the King Has Come)**



## Blessing Your Kids

Speak a blessing over your kids. Use your own words. Here is an example:

**Blessing:** May Jesus be your King forever. May you listen to Him and learn from Him. May you experience His love and peace. May you trust that God always keeps His promises.

0:06.01

**Waiting for the KING**

0:32.91

**00:28**

2:03.00

**01:58**

4

**Where's the King?**

5

**Mary Wonder Truth Slide.png**

Today's Wonder Truth  
**Jesus Is the Promised King**

6

**Mary Welcome Question Slid...**

Have you ever waited for something for a long time? What was it like to wait?

5:06.43

**04:58**

8

**Mary Declaration Slide V2.png**

Think You God, that You are good  
You made me of purpose, for a purpose.  
And I am Your child  
You know me, love me, and lead me.  
You keep Your promises.  
And You send Jesus to be our King  
By His own will of Your goodness!

9

**Great Things with Do You He...**

3:37.13

10

**Joy to the World.mp4**

3:03.56

11

**Come (All Ye Faithful) - M...**

4:16.32

12

**Waiting for the King 1920X1...**

**Waiting for the KING**

13

**Mary Title Slide.png**

In God's Big Story:  
**Mary**  
Luke 1

14

**WFTK Elem Gods Big Story...**

4:10.16

Waiting for the King  
Mary  
Luke 1

15

**Waiting for the King 1920X1 ...**

**Waiting for the KING**

16

**Torn Paper Art Slide.png**

17

**Luke 1:31-33 Slide NRV.png**

You will become pregnant and give birth to a son. You must call him Jesus. He will be great and will be called the Son of the Most High God. The Lord God will make him a king like the Son of the Most High God will rule forever over his people.  
—Luke 1:31-33 (NRV)

18

**Luke 1:35 Slide NRV.png**

The power of the Most High God will cover you. So the holy one that is born will be called the Son of God.  
—Luke 1:35 (NRV)

19

**Mary Wonder Truth Slide.png**

Today's Wonder Truth:  
**Jesus Is the Promised King**

20

**Responding in Worship.png**

**Responding in Worship**

21

**Angels We Have Heard On...**

3:25.41

**ANGELS WE HAVE HEARD ON HIGH**

22

**Theme Loop\_ Waiting for th...**

0:06.01

**Waiting for the KING**