

LESSON 2

ELIZABETH AND ZECHARIAH

LESSON AT A GLANCE

WONDER TRUTH: God Prepares the Way for Jesus

SCRIPTURE: Luke 1

GOD'S BIG STORY: After centuries of waiting for the King God had promised, Zechariah and Elizabeth have a son who is filled with God's Spirit from a young age and prepares the hearts of God's people for Jesus.

WORD OF WONDER: A child will be born to us. A son will be given to us. He will rule over us. And he will be called Wonderful Adviser and Mighty God. He will also be called Father Who Lives Forever and Prince Who Brings Peace. —Isaiah 9:6

CURIOSITY

BELIEF

FAITH

- ****Interactive Game: Winter Prep Relay**
- Welcome Question: What are some of the ways your family prepares, or gets ready, for Christmas?
- SMALL GROUP
- Prayer of Invitation
- Declaring God's Wonder
- Worship: (pick 2)
 - O Come (All Ye Faithful), Great Things (Do You Hear What I Hear), Joy to the World
- God's Big Story
- Connecting the Wonder Truth
- Responding in Worship: Angels We Have Heard (Gloria the King Has Come)
- Blessing Your Kids



[God With Us Elementary Spotify playlist](#)

INVITATION

We invite you to pause, listen, and shift your gaze toward the Father ...

LESSON AT A GLANCE

WONDER TRUTH: God Prepares the Way for Jesus

SCRIPTURE: Luke 1

WORD OF WONDER: Isaiah 9:6

During Advent and Christmas, I usually spend time thinking about what traditions will help my kids understand who Jesus is. Storybook Bibles. Family devotionals. Songs and carols. Wreaths and candles. What will point them to Jesus? If I'm honest, it all makes me a bit anxious. What if I mess it up or say the wrong thing? Sometimes teaching them about God's big story feels daunting.

Read Luke 1:5–25. The story of Elizabeth and Zechariah—and the promised birth of John the Baptist—shows how God was preparing the way for Jesus. He was getting the world ready. Perhaps God's preparations feel as finished to you as the expected conclusion of the Nativity story, but God is still working. He is still preparing people to meet Jesus. He works through all kinds of things to kindle and nurture a person's faith. He might even work through a dad who sometimes says the wrong thing or a kids' ministry volunteer who feels in over her head.

God invites us to be part of His big story as we follow Jesus day by day, year by year. What does God have in store for you this week? How is He preparing you to know Jesus more? And how might He work in you and through you to nurture another person's faith? God prepares the way for Jesus, from ancient days until kingdom come. God is at work. He hasn't stopped.

—**Michael Rade**

Care & Support Ministry Assistant; Itinerant Preacher
Contributor to Wonder Ink

DID YOU KNOW?

FOUNDATION BUILDING BLOCKS

WHO?

Zechariah was a descendent of Aaron and a priest of the division of Abijah. Each division served at the temple for about two weeks every year, so Zechariah probably had another occupation while not serving. Zechariah's wife Elizabeth was also a descendant of Aaron, the first high priest and brother of Moses.

WHAT?

The angel Gabriel appeared to Zechariah in the temple to tell him his wife Elizabeth would bear a son, despite her old age. They were to name him John. John would be filled with the Holy Spirit and prepare God's people for the coming Lord.

WHERE?

The angel appeared to Zechariah in God's temple in Jerusalem. He appeared on the right side of the altar of incense, which was located in the part of the temple called the holy place. Zechariah and Elizabeth lived somewhere in the hill country of Judea.

WHEN?

This story takes place in the time of Herod, king of Judea, close to the end of his rule in 4 BC. Elizabeth became pregnant about six months before the angel Gabriel appeared to Mary to tell her she would give birth to Jesus.

CONNECTING TO GOD'S BIG STORY

Through the birth of John the Baptist, God was preparing the way for Jesus, the everlasting King. John spent his days spiritually preparing people for the appearance of Jesus, who then proclaimed the kingdom of God and defeated the powers of darkness.

Large Group

Spark curiosity, encourage exploration, and get kids thinking about the wonder of God.

LESSON AT A GLANCE

WONDER TRUTH: God Prepares the Way for Jesus

SCRIPTURE: Luke 1

WORD OF WONDER: Isaiah 9:6

As kids arrive...

Around 20 minutes before service begins, display series theme loop. Play high-energy music in the background.

LG Leader walks around the room on mic and greets kids by name as they enter the room. Welcome kids by name and greet them with enthusiasm. Be extra intentional about hearing and responding to what they say.

SLIDE: SERIES THEME LOOP

VIDEO: COUNTDOWN (2min OR 30sec) Start a countdown to begin game 10 minutes prior to service start)

Interactive Game: Winter Prep Relay

7-10 MINUTES PRE-SERVICE

SUPPLIES: cold-weather clothes (such as coats, sweatshirts, snow pants, hats, scarves, gloves, etc.), large bins (2), masking or painter's tape

SLIDE: WINTER PREP RELAY

Ahead of time, use masking or painter's tape to make a long starting line at one end of your space. Place cold-weather clothing items in two large bins. (Each bin should contain the same number of clothing pieces—as many or more than there will be kids on each team.) If your group is very large, consider preparing more than two bins of cold-weather clothing.

Help kids form two teams. (If your group is large, consider having more than two teams. You'll just need a bin of clothing for each team. Alternatively, you can set up a rotation of teams that face off against each other rather than having all the teams go at once.) Each team can form a single-file line behind the starting line. Place one large bin across the room from each team. **It's cold outside and getting colder! We need to prepare for this winter weather by dressing in layers ... and here's how! Opposite each team is a bin filled with warm winter clothing.** Point to the bins. **If you are the first person in each line, you will race to the bin, put on an item of clothing, and then race back to your team. You'll take off the item and hand it to the next person in line, who will put it on and race to the bin to select a second item of clothing.**



Then the second person will put on the second item of clothing (as well as the first!), run back to the team, and give both articles of clothing to the next person to wear. Keep going, layering and passing on the clothes until your bin is empty and one person is dressed head to toe in winter clothing! Consider modeling the activity with another leader to help kids understand the game. When kids are ready to begin, say: **Ready? Set? Go!**

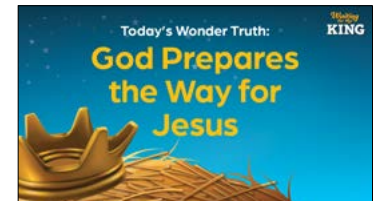
An alternative to this game that works well if your group includes a lot of younger kids or kids with special needs is to have each kid choose one item from their bin and wear it the rest of the game rather than having the clothing accumulate from kid to kid. Allow children with sensory issues and younger kids to go first so they can select an item preferable to them (like a hat versus a heavy coat). This way they can choose what they find comfortable and wear it for a short time. This will alleviate anxiety (about what they will have to wear) and sensory discomfort, which can be extremely frustrating.

Leader Tip: Live in a warm-weather climate? Feel free to adjust the words in this activity to fit our setting. For example, you might say, "Many people in colder places are preparing for winter weather." You can also use whatever clothing items you can find (t-shirts, large sweat pants, and long socks work fine).

Play until the plastic bins are empty. Celebrate that everyone has helped prepare for winter weather. Then place all the clothing back in the bins. Gather kids back together and display the Elizabeth Wonder Truth Slide. **Getting ready for something takes time. It takes planning. Preparation (or getting ready) can sometimes feel hard or not exciting. But it's so important! God prepares for things all the time!**

SLIDE: WONDER TRUTH

Today's Wonder Truth is **GOD PREPARES THE WAY FOR JESUS.**"



Welcome Question

SUPPLIES: paper, coloring utensils, poster board OR whiteboard, dry-erase markers (if needed)

SLIDE: WELCOME QUESTION

At service start time, draw kids' attention to the Welcome Question: "What are some of the ways your family prepares, or gets ready, for Christmas?" Invite kids to write answers on the poster board or whiteboard.



"Christmas is an important time of year, one that we work hard to prepare for! Today we will hear in God's big story about something God did to prepare the way for the everlasting King He had promised to send. But, first, it's time to for small group.'

Small Group

Introduce small group time. While kids are in small group, consider sitting in the groups for a few minutes each. Engage and interact as is appropriate.

Countdown

After about 15 minutes of small group, give a 5 minute warning and begin the countdown.

VIDEO: COUNTDOWN

"Hey everyone! Welcome to our Large Group Worship time! My name is _____ and I'm excited to take this time to worship God, review what we just read, and talk about ways we can respond to what we are learning about God! We are going to pray as we prepare our hearts to worship God!"

Prayer of Invitation

Before entering into God's big story, lead kids in a prayer of invitation. Use your own words. Here is an example: **God, thank You for showing us who You are through Your Word. May we have ears to hear and eyes to see the things You want to teach us through Your Spirit. May we see how You prepare the way for Jesus! In Jesus' name, Amen.**

Declaring God's Wonder

SLIDE: DECLARATION

Read each line boldly and invite kids to repeat after you.

Thank You, God, that You are good! (Kids repeat.)

You made me on purpose, for a purpose. (Kids repeat.)

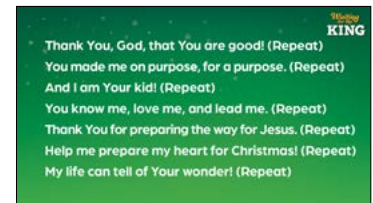
And I am Your kid! (Kids repeat.)

You know me, love me, and lead me. (Kids repeat.)

Thank You for preparing the way for Jesus. (Kids repeat.)

Help me prepare my heart for Christmas! (Kids repeat.)

My life can tell of Your wonder! (Kids repeat.)



Worship

Consider sharing some about the songs you are going to sing. What they mean, why we sing them, why they are meaningful and important to you!

"We're going to stand and sing together! One way that we show love to God is to worship through song! So stand up, sing loud, and join in the motions with us. God loves to hear us sing praises to Him! Let's stand together and sing!"

WORSHIP VIDEOS: O Come (All Ye Faithful), Great Things (Do You Hear What I Hear), Joy to the World (((pick 2)))

God's Big Story

SLIDE: TITLE

"Let's start by watching part of God's big story directly from the Bible. Afterward, we will experience more of the story!"

VIDEO: GODS BIG STORY



LESSON 2 ELIZABETH AND ZECHARIAH

EXPERIENCE IT! SCRIPT

SUPPLIES: masking or painter’s tape (prep only), trash can, character costumes (optional), character props (optional)

RESOURCES: [Character Names Label Sheet \(1 label/kids/service\)](#)

Ahead of time, print the Character Names Label Sheets and cut apart. Distribute characters amongst small groups so each kid in each small group will have at least one of each character. Kids will stand and follow directions when it’s time for them to act as characters in the story.

To make the experience more visually immersive for the kids, consider providing costumes and additional props for the different characters.

Zechariah	Zechariah	Zechariah
Zechariah	Zechariah	Zechariah
Zechariah	Zechariah	Elizabeth
Elizabeth	Elizabeth	Elizabeth
Elizabeth	Elizabeth	Elizabeth
Elizabeth	Gabriel	Gabriel
Gabriel	Gabriel	Gabriel
Gabriel	Gabriel	Relative
Relative	Relative	Relative
Relative	Relative	Relative

Wonder Ink LESSON 2 CHARACTER NAMES LABEL SHEET

"There was a time in God’s big story when the kingdom of Israel was shattered and scattered among foreign places. It was a scary, confusing time. But God’s love for His people never failed. Eventually, they were allowed to return home. But they were still ruled by foreign powers. In some ways, it felt like they were still in exile, living in faraway lands that belonged to other people and waiting for God to act. They were waiting for the King—the one God promised to King David, the everlasting King whom Daniel saw in his dream while in exile in Babylon. Do you think God would eventually send this King? Allow kids to respond. You’re right—He certainly would!

Now, I need your help to tell today’s part of God’s big story. Each of you will be my actors, spread out across the room! Each of you will act out the part of a main person mentioned in the story: Zechariah, Elizabeth, the angel Gabriel, or one of Zechariah and Elizabeth’s relatives.

Whenever I say something that your character said or did in God’s big story, I’ll pause and give you a chance to stand up and repeat that phrase or action. Now, let’s get back to God’s big story!

Hundreds of years after Daniel’s dream, God’s people were still waiting for this King. This included an old married couple named Zechariah and Elizabeth. Encourage the Zechariahs and Elizabeths to stand up and wave. Then they can sit back down. They had no children. Some people thought Elizabeth was bad because she couldn’t have children, but that wasn’t true in the least. Elizabeth and Zechariah both loved God, and God was about to do something amazing.

Zechariah belonged to a group of priests who served at God’s temple two weeks each year. One day, Zechariah was chosen to go into the temple to burn incense, or special spices, in worship to God. This was a big day for Zechariah! Encourage the Zechariahs to stand and pretend to prepare an offering. While Zechariah was inside, suddenly the angel Gabriel appeared! Encourage the Gabriels to stand up and step toward the Zechariahs in their groups. Then encourage the Gabriels to repeat after you. Gabriel said, “Do not be afraid, Zechariah. Your prayer has been heard.” Pause for Gabriels to repeat. “Your wife Elizabeth will have a child.” Pause for Gabriels to repeat. “It will be a boy, and you must call him John” (Luke 1:13). Pause for Gabriels to repeat. This news was incredible, but it got even better. Gabriel told Zechariah that John would be filled with the Holy Spirit—the presence of God—before he was even born. John was going to prepare the way for the Lord to come! He was going to get God’s people ready! It sounded like God was about to send the everlasting King!

Leader Tip: As kids are repeating after you, they might not remember all the words. That's OK! They can do their best and even say things in their own words rather than repeat every line verbatim. Also consider inviting kids to repeat some of the words their characters say but not all of them.

Zechariah stared at the angel. Encourage the Zechariahs to do this to the Gabriels. **He couldn't believe the angel's words. He blurted out, "How can I be sure of this? I am an old man, and my wife is old too"** (Luke 1:18). Encourage the Zechariahs to repeat. **Gabriel said to Zechariah, "You will not be able to speak until after John is born."** Pause for Gabriels to repeat. **"That's because you did not believe my words."** Pause for Gabriels to repeat. **"They will come true at the time God has chosen"** (Luke 1:20). Pause for Gabriels to repeat.

Sure enough, Zechariah couldn't speak. Not a word! When he came out of the temple, he had to wave his arms around to let the confused crowd know he had seen a vision. Encourage the Zechariahs to act this out. Ask the Gabriels to sit back down; Zechariahs can remain standing. Invite Elizabeths also to stand. **Then the time came for him to go home, and Elizabeth became pregnant! She said, "The Lord has done this for me."** Pause for Elizabeths to repeat. **"In these days, he has been kind to me."** Pause for Elizabeths to repeat. **"He has taken away my shame among the people"** (Luke 1:25). Pause for Elizabeths to repeat.

Invite the relatives to stand. **Elizabeth gave birth to a son. Her family and neighbors were so happy. They wanted to name the baby Zechariah, after his dad.** Encourage the relatives to act this out. **"No!"** Elizabeth said. **"He must be called John"** (Luke 1:60). Pause for Elizabeths to repeat. **Her family and neighbors were confused. They motioned to Zechariah to see what he thought.** Encourage the relatives to act this out. **Zechariah still couldn't speak, so he wrote down his answer: "His name is John"** (Luke 1:63). Encourage the Zechariahs to act this out. **"Right away Zechariah could speak again. Right away he praised God"** (Luke 1:64). **His neighbors and relatives were amazed.** Encourage the Zechariahs to shout, **"Praise God!"** and the relatives to respond with amazement.

Great job, acting troupes! Invite all the kids to sit down where they are.

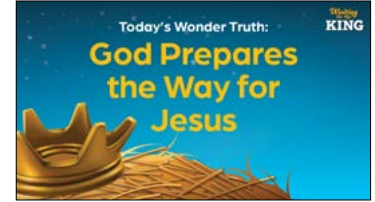
Zechariah was filled with the Holy Spirit to speak God's message. He told of God's great power to keep His promises and rescue His people. Zechariah shared how his son, John, would prepare the people for the Lord by telling them their sins can be forgiven. Zechariah told of the everlasting King, who was about to shine His light on those living in darkness. Zechariah wanted everyone to know that hope and peace come from God. God prepares the way for Jesus!

Connecting the Wonder Truth

SLIDE: WONDER TRUTH

Pose the following question to kids to help them connect the Wonder Truth to God's big story:

"Our Wonder Truth today is GOD PREPARES THE WAY FOR JESUS. Where did you see our Wonder Truth in action in the story?" Allow kids to answer freely.



God prepared the way for Jesus—the everlasting King—through the birth of John the Baptist. When John grew up, he spent his days getting people ready for Jesus' ministry. Then Jesus showed up on the scene, proclaiming the kingdom of God and defeating the powers of darkness."

Responding in Worship

SLIDE: RESPONDING IN WORSHIP

Talk about ways we can respond to what we are learning with next steps such as tithing, prayer, asking questions, and worship. Encourage kids to ask their SG leaders any questions they were wondering during the lesson.

***Introduce this next song and invite kids to respond and participate in worship. See the "Worship Posture Tutorial" on the RBKids Resource Page.



WORSHIP VIDEO: Angels We Have Heard (Gloria the King Has Come)

Blessing Your Kids

Speak a blessing over your kids, Use your own words. Here is an example:

Blessing: Just as Elizabeth and Zechariah waited for a son, just as the world waited for Jesus, may you see God working around you as you wait and prepare this Christmas.

0:06:01

1 Theme Loop_Waiting for the...

Waiting for the
KING

0:32:91

2 waiting_for_the_king_30-se...

00:28

2:03:00

3 waiting_for_the_king_2-min...

01:58

4 Winter Prep Relay Slide.png

**Winter
Prep Relay**

5 Elizabeth Wonder Truth Slid...

Today's Wonder Truth
God Prepares
the Way for
Jesus

6 Elizabeth Welcome Question...

What are some
of the ways your family
prepares, or gets ready,
for Christmas?

5:06:43

7 waiting_for_the_king_5-min...

04:58

8 Elizabeth Declaration Slide.p...

Thank You, God, that You are good! (displayed)
You made me on purpose. For a purpose. (displayed)
And I am Your child. (displayed)
You know me, love me, and send me. (displayed)
Thank You for preparing the way for Jesus. (displayed)
Help me prepare my heart for Christmas! (displayed)
My life is all of Your wonder! (displayed)

3:37:13

9 Great Things with Do You He...

3:03:56

10 Joy to the World.mpp4

4:16:32

110 Come (All Ye Faithful) - M...

12 Waiting for the King 1920x1...

Waiting for the
KING

13 Elizabeth Title Slide.png

In God's Big Story:
**Elizabeth and
Zechariah**
Lukas 1

4:36:90

14 WFTK Elem Gods Big Story...

Waiting for
the King

15 Waiting for the King 1920x1...

Waiting for the
KING

16 Elizabeth Wonder Truth Sil...

Today's Wonder Truth
God Prepares
the Way for
Jesus

17 Responding in Worship.png

**Responding
in Worship**

3:25:41

18 Angels We Have Heard On...

**ANGELS WE HAVE
HEARD ON HIGH**

0:06:01

19 Theme Loop_Waiting for th...

Waiting for the
KING