

LESSON 4

**ELISHA AND THE ANGEL ARMY**

**LESSON AT A GLANCE**

**WONDER TRUTH:** God Is Powerful

**SCRIPTURE:** 2 Kings 6

**GOD'S BIG STORY:** When the King of Aram sends troops to capture Elisha, Elisha's servant is afraid until God opens the servant's eyes. Then he can see hillsides covered with angels, horses, and chariots of fire.

**WORD OF WONDER:** Here is what I am commanding you to do. Be strong and brave. Do not be afraid. Do not lose hope. I am the LORD your God. I will be with you everywhere you go. —Joshua 1:9

**CURIOSITY**

**BELIEF**

**FAITH**

- **\*\*PRE-SERVICE Object Lesson: People Power**
- Welcome Question: Who do you think is the most powerful person in the world?
- Curiosity Questions
- Declaring God's Wonder
- Prayer of Invitation
- Worship: Praise, Unstoppable God
- God's Big Story
- Connecting the Wonder Truth
- Responding in Worship: Reckless Love
- Blessing Your Kids



### INVITATION

We invite you to pause, listen, and shift your gaze toward the Father ...

### LESSON AT A GLANCE

**WONDER TRUTH:** God Is Powerful

**SCRIPTURE:** 2 Kings 6

**WORD OF WONDER:** Joshua 1:9

Maybe it's one too many viewings of *It's a Wonderful Life*, featuring George Bailey and his bumbling spiritual sidekick, Angel Second Class Clarence Odbody. Or perhaps it's the alarming number of baby-faced Precious Moments angel figurines that filled our parents' china cabinets. Or maybe it's just because we humans are so dependent on our sense of sight. Whatever the case, our understanding of angels is often skewed.

That's why 2 Kings 6 is such an eye-opener ... literally.

When Elisha's servant despaired at the sight of a besieging Aramean army, Elisha prayed, "LORD, open my servant's eyes so that he can see." Suddenly, Elisha's servant could see beyond the physical veil, and he saw innumerable "horses and chariots made of fire" on the nearby hills (2 Kings 6:17). God's awesome power—both concealed and revealed—won a mighty victory for Israel that day.

2 Kings 6 gives us a tiny glimpse into an unseen spiritual realm that we struggle to comprehend. But it's very real, and it's entirely within God's sovereign control.

God is powerful, with countless legions of angels at His command (Matthew 26:53, Revelation 5:11–12). Yet this same infinitely powerful God loves you dearly, and His omnipotence will bring about His perfect plan for your life, sometimes in ways you can see and sometimes in ways you can't. That's an encouraging thought!

*Lord, open our eyes that we might see. Help us perceive beyond the physical with greater clarity to understand what You're accomplishing in our lives and in Your kingdom.*

—Josh Cooley

Children's Minister and Author

Contributor to Wonder Ink

**DID YOU KNOW?**

**FOUNDATION BUILDING BLOCKS**

**WHO?**

Elisha left the security of his wealthy farming family to serve Elijah the prophet. Elijah opposed the worship of the false god Baal in the northern kingdom of Israel. After Elijah was taken up to heaven, God equipped Elisha as Elijah's prophetic successor.

**WHAT?**

In order to stop Elisha the prophet, the army of Aram surrounded him and his servant at the city of Dothan. Elisha's servant was terrified, but God revealed His angel army to the servant and blinded the army of Aram. Elisha then led the enemy army to Samaria where they were outnumbered.

**WHERE?**

Dothan was a major city in the northern kingdom of Israel, a few miles north of the capital city of Samaria. Aram's presence there shows how vulnerable Israel had become to attack. Aram was centered on Damascus, to the north and east of Israel.

**WHEN?**

Second Kings 6 comes shortly after the Aramean commander Naaman went to Elisha for healing. Now Aram is back at war with Israel, highlighting the volatile nature of their relationship, which cycled between a fragile truce and all-out war.

**CONNECTING TO GOD'S BIG STORY**

The appearance of the angel army illustrates that things are not always as they seem. Though Elisha was surrounded, God was in control. Similarly, Jesus' death on the cross looked like a sure defeat, but through it, Jesus broke the power of sin and death.

### Large Group

Spark curiosity, encourage exploration, and get kids thinking about the wonder of God.

### LESSON AT A GLANCE

**WONDER TRUTH:** God Is Powerful

**SCRIPTURE:** 2 Kings 6

**WORD OF WONDER:** Joshua 1:9

### As kids arrive...

Around 20 minutes before service begins, display series theme loop. Play high-energy music in the background.

LG Leader walks around the room on mic and greets kids by name as they enter the room. Welcome kids by name and greet them with enthusiasm. Be extra intentional about hearing and responding to what they say.

**SLIDE: SERIES THEME LOOP**

**VIDEO: COUNTDOWN** (2min OR 30sec) Start a countdown to begin game 10 minutes prior to service start)

### Object Lesson: People Power

**\*\*5 mins prior to service time**

**SUPPLIES:** chair, book, backpack loaded with books

**SLIDE: PEOPLE POWER**

Place a sturdy chair in front of your kids and, on it, a hefty book and a backpack loaded with books. Explain you'll be looking for volunteers who think they're powerful enough to lift some or all of what's before them.

Ask a few volunteers to come lift and then lower the book using both hands and then using just one hand. Then ask for a few volunteers to lift the bookbag, first with both hands and then with just one.

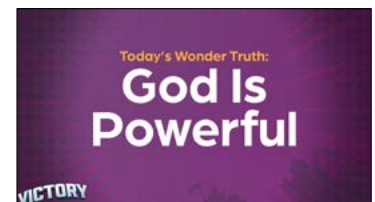
Ask for volunteers to lift the chair with the bookbag and book on it, first with both hands and then with just one.

Finally, sit in the chair, place the bookbag and book on your lap, and ask for volunteers to lift the chair. Only once they're in the front of the room should you notify your volunteers that they can use just one hand. Encourage the rest of the kids to stand and cheer for the volunteers.

**"You gave it your all, but even those powerful people you talked about earlier may not have been able to do this last challenge. There's a limit to how much power people have, but God's power is unlimited.**

**SLIDE: WONDER TRUTH**

Today's Wonder Truth is **GOD IS POWERFUL**, and we'll explore a time He showed His amazing power."



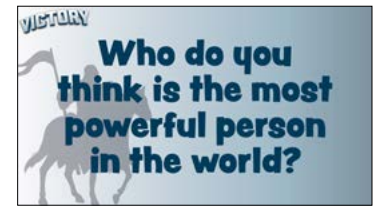
## Welcome Question

**SUPPLIES:** paper, coloring utensils, poster board (optional), whiteboard (optional), dry-erase marker (optional)

### SLIDE: WELCOME QUESTION

**At service start time**, draw kids' attention to the Welcome Question: "Who do you think is the most powerful person in the world?" Invite kids to write answers on the poster board or whiteboard.

**"That's quite a list of powerful people—but there's someone even more powerful. Today we'll look at a time His power was on display, if only for a brief moment. More about that soon! It's time for small group!"**



## Small Group

Introduce small group time. While kids are in small group, consider sitting in the groups for a few minutes each. Engage and interact as is appropriate.

### Make It Inclusive!

Kids who are neurodivergent often benefit from knowing what to expect. Consider creating a visual schedule every week to post in your teaching space. This visual schedule will show the order of the lesson in both words and symbols.

## Countdown

After about 15 minutes of small group, give a 5 minute warning and begin the countdown.

### VIDEO: COUNTDOWN

**"Hey everyone! Welcome to our Large Group Worship time! My name is \_\_\_\_\_ and I'm excited to take this time to worship God, review what we just read, and talk about ways we can respond to what we are learning about God! We are going to pray as we prepare our hearts to worship God!"**

## Prayer of Invitation

Before entering into God's big story, lead kids in a prayer of invitation. Use your own words. Here is an example: **God, Your power is big enough to create a universe of swirling galaxies yet small enough to touch each of our hearts. Draw us closer to You today through Your Holy Spirit. Reveal Yourself to us—we're eager to hear Your voice. In Jesus' name, Amen.**

## Declaring God's Wonder

### SLIDE: DECLARATION

Read each line boldly and invite kids to repeat after you.

**Thank You, God, that You are good!** (Kids repeat.)

**You made me on purpose, for a purpose.** (Kids repeat.)

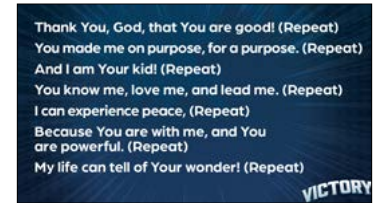
**And I am Your kid!** (Kids repeat.)

**You know me, love me, and lead me.** (Kids repeat.)

**I can experience peace,** (Kids repeat.)

**Because You are with me, and You are powerful.** (Kids repeat.)

**My life can tell of Your wonder!** (Kids repeat.)



## Worship

Consider sharing some about the songs you are going to sing. What they mean, why we sing them, why they are meaningful and important to you!

**"We're going to stand and sing together! One way that we show love to God is to worship through song! So stand up, sing loud, and join in the motions with us. God loves to hear us sing praises to Him! Let's stand together and sing!"**

**WORSHIP VIDEOS: Praise, Unstoppable God**

## God's Big Story

### SLIDE: TITLE

Explain that about 400 years of history are covered in the books of 1 and 2 Kings. Starting right after the death of King David, these two books of the Bible describe the kings of ancient Israel and Judah. Some kings honored God, and some didn't, but God's power worked through all of them.

**"Let's start by watching part of God's big story directly from the Bible. Afterward, we'll experience more of the story!"**

**VIDEO: GODS BIG STORY**



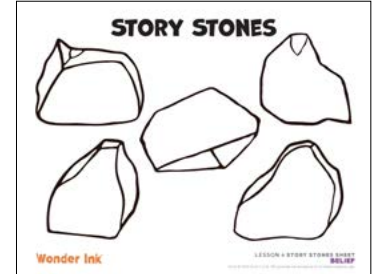
## LESSON 4 ELISHA AND THE ANGEL ARMY

### EXPERIENCE IT! SCRIPT

**SUPPLIES:** pencils (1 per kid), clipboards (1 per kid, optional), coloring utensils

**RESOURCES:** [Story Stones Sheet \(1 per kid\)](#)

Ahead of time, print the Story Stones Sheet (one per kid). Kids will draw symbols or stick figures on each stone at different times in the Bible story. If available, attach each sheet to a clipboard.




**"Throughout God's big story, His people built altars and monuments out of stones to help them remember what God had done in their lives. Today we are going to create story stones as a way to remember today's part of God's big story and to remind ourselves that God is powerful!"**

**Elisha was a prophet who spoke God's messages. He lived during a part of God's big story when God's people kept turning away from God. As they turned away, they got weaker and weaker. The whole kingdom split into two countries: Judah in the south and Israel in the north.**

**The kingdom of Aram made trouble for Israel in the north. Sometimes the two kingdoms fought. Sometimes they were at peace. They had a wobbly relationship, and wobbly things tend to fall down. During a time of peace, the king of Aram sent his commander Naaman to Israel to be healed by Elisha the prophet. But not long after that, Aram was back at war with Israel.**

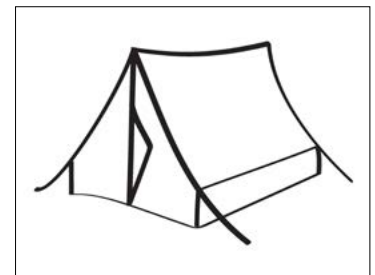
**The king of Aram got his army officers together to plan their attack. He would tell them, "I think we should send troops here" or "I think we should raid this city" or "I'm going to set up camp here."** Ask kids to draw a simple symbol or stick figure on their first stone to represent the king of Aram and his plans. Explain that their symbol can be a simple picture, like of a tent or crown, a letter of the alphabet, or a stick figure king. Consider drawing an example on the whiteboard for younger kids (see the examples on this page). Encourage kids to keep their drawings quick and simple.




**Leader Tip:** To help kids keep their drawings simple, consider setting a timer for 30 seconds and moving on when it goes off.

**But the king of Aram didn't realize that God was listening in on his plans. God is everywhere and hears everything. God told Elisha where Aram's army was going to be, and then Elisha warned the king of Israel.**

**Imagine how angry this made the king of Aram. He sent for his officers. "One of you must be giving away our plans," he fumed. "Who's the traitor?" he asked. But an officer spoke up. "None of us is on Israel's side. But Elisha is a prophet in Israel. He tells the king of Israel even the words you speak in your own bedroom" (2 Kings 6:12).**




Ask kids to draw a simple symbol or stick figure on their second stone to represent God telling Elisha where Aram's army was going to be. If needed, draw an example on the whiteboard (see the example on this page).



**The king of Aram found out Elisha was in the city of Dothan, so he made a new plan. "Maybe," he thought, "God won't hear this plan." The king sent a strong army to surround the city and capture Elisha. Elisha's servant woke early and saw the army with their horses and chariots. "Oh no! What can we do?" he cried.** Ask kids to draw a simple symbol or stick figure on their third stone to represent what Elisha's servant saw at this point in the story. Draw an example on the whiteboard if needed (see the idea on this page).

**Leader Tip:** If you notice any kids drawing pictures that feel violent or inappropriate, redirect them by giving them a new idea of something to draw and quietly offering them a new sheet or river rock.



**But Elisha told his servant not to be afraid. He said, "Those who are with us are more than those who are with them" (2 Kings 6:16). What did that mean?**

**Elisha prayed for God to open his servant's eyes. The servant looked up and gasped. Why did he gasp?**

**The surrounding hills were covered with troops of angels, horses, and chariots of fire. It was an angel army! It made Aram's army look small.** Ask kids to draw a simple symbol or stick figure on their fourth stone to represent what Elisha's servant saw at this point in the story. If kids need help with ideas, consider writing "AA" on the board to stand for "angel army."

**As the soldiers of Aram approached, Elisha prayed again. "God, make these soldiers blind." And God did it. He can do anything! The soldiers stood there in dazed confusion. When Elisha walked up, they had no idea who he was. "Excuse me sirs, but you're in the wrong place," Elisha said. "Follow me. I'll lead you to the man you seek." Then he led the muddled army all the way to Samaria, the capital city of Israel.**

**When they arrived in Samaria, Elisha prayed for God to open their eyes. Imagine their shock when they found themselves in the heart of Israel, easily outnumbered by Israel's troops! Yikes!**

**When the king of Israel saw this, he asked Elisha for advice. "What should I do?" he said. "Should I kill them?" But Elisha said, "No, no. Give them some food and water, then send them back to their king." So the king of Israel gave them a feast, and then he sent them away.** Ask kids to draw a simple symbol or stick figure on their final stone to represent this part of the story. If kids need ideas, consider drawing a simple piece of food (like an apple or loaf of bread) on the whiteboard. Encourage kids to keep their drawings quick and simple.

**The soldiers returned to Aram with the story of what had happened. After that, the king of Aram stopped planning attacks on Israel. Perhaps he'd learned what Elisha's servant realized when he saw the angel army: God is powerful."**

Challenge kids to retell the Bible story to their friends using their Story Stones to help them remember each part, and encourage them to take their stones home and tell the story to their families!



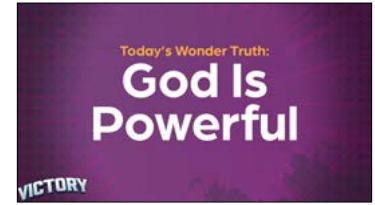
## Connecting the Wonder Truth

### SLIDE: WONDER TRUTH

Pose the following question to kids to help them connect the Wonder Truth to God's big story:

**"Our Wonder Truth today is **GOD IS POWERFUL**. Where did you see our Wonder Truth in action in the story?** Allow kids to answer freely.

The appearance of an angel army in God's big story shows that things are not always as they seem. Though Elisha was surrounded, God was in control. Similarly, Jesus' death on the cross looked like a sure defeat. It appeared that the enemy had won, but again, things were not as they seemed. Through His death on the cross, Jesus broke the power of sin and death. And the final victory is His!"

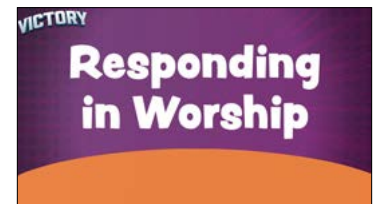


## Responding in Worship

### SLIDE: RESPONDING IN WORSHIP

Talk about ways we can respond to what we are learning with next steps such as tithing, prayer, asking questions, and worship. Encourage kids to ask their SG leaders any questions they were wondering during the lesson.

**\*\*\*Introduce this next song and invite kids to respond and participate in worship. See the "Worship Posture Tutorial" on the RBKids Resource Page.**



### WORSHIP VIDEO: Reckless Love

## Blessing Your Kids

Speak a blessing over your kids, as a group or as individuals. Use your own words. Here is an example:

**Blessing:** May our all-powerful God guide and protect you as you give Him your heart and walk with Him today and all the days of your life.

## Responding in Worship: Makin' Medals

Instruct small group leaders to circle up with their group and complete the final "Responding in Worship" activity in their Leader Guide.

0:05.96  
1 victory\_theme\_loop.mp4

2:03.87  
2victory\_2-minute\_countdown...

0:36.12  
3victory\_30-second\_countdo...

4 People Power Slide.png

5Angel Army Wonder Truth Sl...

6Angel Army Welcome Questi...

5:06.89  
7victory\_5-minute\_countdown...

8Angel Army Declaration Slide...

3:58.64  
9praise\_-\_motions\_2024 (108...

3:44.27  
10Unstoppable God - Motions...

11 Victory FA 1920X1080.jpg

12 Angel Army Title Slide.png

4:00.91  
13 Elem Gods Big Story L4.mp4

14 Victory FA 1920X1080.jpg

15Angel Army Wonder Truth Sl...

16Responding in Worship Slid...

5:32.10  
17 Reckless Love - Lyric.mp4

0:05.96  
18 victory\_theme\_loop.mp4