

LESSON 3

ELISHA AND NAAMAN

LESSON AT A GLANCE

WONDER TRUTH: God Does What No One Else Can

SCRIPTURE: 2 Kings 5

GOD'S BIG STORY: Naaman comes to Israel in search of healing, and through a messenger, Elisha tells him to bathe in the Jordan River. Naaman is healed and learns that God can do what no one else can.

WORD OF WONDER: Here is what I am commanding you to do. Be strong and brave. Do not be afraid. Do not lose hope. I am the LORD your God. I will be with you everywhere you go. —Joshua 1:9

CURIOSITY

BELIEF

FAITH

- ****PRE-SERVICE GAME: Build-A-Village**
- Welcome Question: What is a special talent or skill you have?
- SMALL GROUP
- Prayer of Invitation
- Declaring God's Wonder
- Worship: Praise, Unstoppable God
- God's Big Story
- Connecting the Wonder Truth
- Responding in Worship: Reckless Love
- Blessing Your Kids



INVITATION

We invite you to pause, listen, and shift your gaze toward the Father ...

LESSON AT A GLANCE

WONDER TRUTH: God Does What No One Else Can

SCRIPTURE: 2 Kings 5

WORD OF WONDER: Joshua 1:9

When you see it from his perspective, Naaman's indignation in 2 Kings 5 seems understandable.

Naaman, the Aramean general who was suffering from a skin disease, had traveled a long way to be cured by the prophet Elisha. Arriving at Elisha's house with great pomp and circumstance, Naaman was insulted by the reception he received. Not only was Elisha not there, but the prophet had given, through his servant, a message for Naaman that sounded absurd: "Wash yourself in the Jordan River seven times. Then your skin will be healed" (2 Kings 5:10).

What?! If a muddy river bath was the answer, why couldn't Naaman have taken a dip in one much closer to home? Nevertheless, Naaman followed Elisha's instructions and experienced a miraculous healing.

It seems like this strange cleansing ritual was God's way of stripping away Naaman's preconceptions and expectations and bringing him to a place of earnest and genuine faith. It worked. Once healed, Naaman declared, "Now I know that there is no God anywhere in the whole world except in Israel" (2 Kings 5:15).

What is God stripping away in your life right now? Has He put you in a place that, at first glance, doesn't seem to make sense? Perhaps He is trying to focus your attention exclusively on Him and deepen your faith.

God's ways are often mysterious, and He rarely works according to your timetable. But His love for you is real, and His power is great. He can do what no one else can.

—**Josh Cooley**

Children's Minister and Author

Contributor to Wonder Ink

DID YOU KNOW?

FOUNDATION BUILDING BLOCKS

WHO?

Naaman was the commander of the army of Aram. He had a skin disease—perhaps leprosy—that made him unclean in the eyes of the Israelites. Elisha was the God-appointed successor to the prophet Elijah after Elijah was taken up to heaven.

WHAT?

Naaman traveled to Samaria after his wife's servant, a young girl from Israel, told her of a prophet who could heal him. After following Elisha's instructions to wash in the Jordan River, God healed him even though he was not an Israelite. Then Naaman believed in God alone.

WHERE?

Aram was a kingdom centered around Damascus, northeast of the Kingdom of Israel. It was in territory Israel had lost since the days of King David and King Solomon. Naaman traveled from Aram to Samaria, which was the capital of Israel at the time.

WHEN?

Most of 1 and 2 Kings occur during the divided monarchy. Israel split in two kingdoms shortly after the death of King Solomon. The northern kingdom was Israel. The southern kingdom was Judah. This was a time of great idolatry, though God reserved a faithful remnant of people.

CONNECTING TO GOD'S BIG STORY

God's healing of Naaman, an outsider to Israel, demonstrated that Israel's God is the God of all peoples. God made the way for Naaman to know Him, just as Jesus made the way for people from every tribe, tongue, and nation to be part of God's kingdom.

Large Group

Spark curiosity, encourage exploration, and get kids thinking about the wonder of God.

LESSON AT A GLANCE

WONDER TRUTH: God Does What No One Else Can
SCRIPTURE: 2 Kings 5
WORD OF WONDER: Joshua 1:9

As kids arrive...

Around 20 minutes before service begins, display series theme loop. Play high-energy music in the background.

LG Leader walks around the room on mic and greets kids by name as they enter the room. Welcome kids by name and greet them with enthusiasm. Be extra intentional about hearing and responding to what they say.

SLIDE: SERIES THEME LOOP

VIDEO: COUNTDOWN (2min OR 30sec) Start a countdown to begin game 10 minutes prior to service start)

Pre-Service Interactive Game: Build-A-Village ****10 mins prior to service time**

SUPPLIES: uncooked spaghetti noodles, mini marshmallows, large bowls or resealable baggies, blindfolds (1 per kid), timer (optional), tables (optional)

In this game, teams will first try to build a village blindfolded and then will attempt to build a village without blindfolds. Place the supplies in a large bowl or gallon-sized resealable baggie for each team. Hide the bowls or baggies throughout the room and invite kids to search for a bowl or bag of supplies before they start building.

Gather kids into teams of three or four. **"What village or small-town buildings can you name? Allow kids to answer. Those are great answers! Your team is going to use uncooked spaghetti noodles and mini marshmallows to build a village that includes a school, church, road, and house. But here's the catch ... you're going to try building it while wearing blindfolds!** Expect some kids to complain. That's OK. Assure them this is just fun and to try their best! Have groups spread out. If possible, designate space at a table for them to stand as they build their villages. Hand out supplies and help kids put blindfolds on. Tell them they will have two minutes to try building their villages, and consider using a timer to keep track of time. **Ready? Set? Go!**

After two minutes, have kids stop and remove their blindfolds. **Now let's try the same challenge again—only this time without a blindfold! Ready? Set? Go!**

Again, give kids two minutes (or more, depending on time restraints) to create villages with their teams. Visit each team to admire their finished village; then gather to discuss the game.

What was it like trying to build the village with the blindfolds on? Allow kids to respond. **Trying to create a village while blindfolded wasn't something we could do, at least not very well! What was it like building the village without the blindfolds?** Allow kids to respond. **Without the limitation of the blindfold, it was possible to build the village with your team. God doesn't have limitations like we do. In God's big story, God healed a man named Naaman—which not even the king of Israel could do—because He does what no else can do!"**

SLIDE: WONDER TRUTH

Today's Wonder Truth is **GOD DOES WHAT NO ONE ELSE CAN."**



Welcome Question

SUPPLIES: paper, coloring utensils, poster board (optional), whiteboard (optional), dry-erase marker (optional)

SLIDE: WELCOME QUESTION

At service start time, draw kids' attention to the Welcome Question: "What is a special talent or skill you have?." Invite kids to write answers on the poster board or whiteboard.

"Wow! Thanks for sharing your skills with us. Today we're going to learn more about something amazing God does for someone—something no one else can do It's time for small group!"



Small Group

Introduce small group time. While kids are in small group, consider sitting in the groups for a few minutes each. Engage and interact as is appropriate.

Countdown

After about 15 minutes of small group, give a 5 minute warning and begin the countdown.

VIDEO: COUNTDOWN

"Hey everyone! Welcome to our Large Group Worship time! My name is _____ and I'm excited to take this time to worship God, review what we just read, and talk about ways we can respond to what we are learning about God! We are going to pray as we prepare our hearts to worship God!"

Prayer of Invitation

Before entering into God's big story, lead kids in a prayer of invitation. Use your own words. Here is an example: **Dear Lord, thank You that we are here together to worship You and learn more about You. We pray that through the power of Your Holy Spirit, we will grow in our faith as we see that You can do what no one else can! In Jesus' name, Amen.**

Declaring God's Wonder

SLIDE: DECLARATION

Read each line boldly and invite kids to repeat after you.

Thank You, God, that You are good! (Kids repeat.)

You made me on purpose, for a purpose. (Kids repeat.)

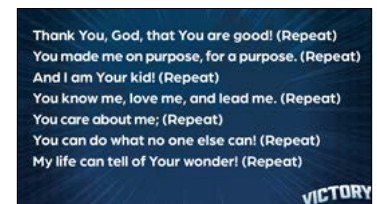
And I am Your kid! (Kids repeat.)

You know me, love me, and lead me. (Kids repeat.)

You care about me; (Kids repeat.)

You can do what no one else can! (Kids repeat.)

My life can tell of Your wonder! (Kids repeat.)



Worship

Consider sharing some about the songs you are going to sing. What they mean, why we sing them, why they are meaningful and important to you!

"We're going to stand and sing together! One way that we show love to God is to worship through song! So stand up, sing loud, and join in the motions with us. God loves to hear us sing praises to Him! Let's stand together and sing!"

WORSHIP VIDEOS: Praise, Unstoppable God

God's Big Story

SLIDE: TITLE

Remind them that this passage is in the Old Testament during the time of the kings—some of whom obeyed and loved God and some of whom didn't.

"Let's start by watching part of God's big story directly from the Bible. Afterward, we will watch and experience more of the story!"

VIDEO: GOD'S BIG STORY



LESSON 3 ELISHA AND NAAMAN EXPERIENCE IT! SCRIPT

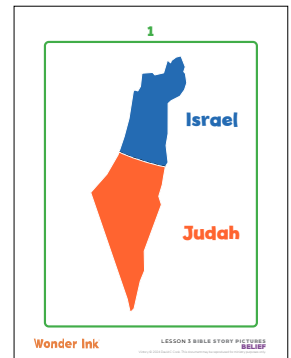
SUPPLIES: envelopes (5, letter-sized), pen (prep only), tape, whiteboard (optional)

RESOURCES: Bible Story Pictures Sheets

Ahead of time, print the Bible Story Pictures Sheets with each picture on a separate page. Fold each picture and place it in its own envelope. Label the envelopes 1–5 to match the page numbers on the sheets. Tape the numbered envelopes to the walls throughout the room where kids can see and reach them. Keep the roll of tape near your teaching area. Designate a place at the front of the room to tape each picture as the story progresses, such as a wall or whiteboard.

"For today's part of God's big story, I'm going to need your help! To start, let's look around the room. Pause to look around. Do you see anything on the

walls that isn't usually there? Allow kids to respond. (If some kids have low vision or a lot of energy, consider inviting them to take a quick walk around the room, taking note of everything they see that isn't usually there.) **Yes! I see five envelopes too. Let's find out what's inside them!** Invite the kid sitting nearest envelope number one to retrieve it, open it, and hold up the picture inside. **Display the first Bible Story Pictures Slide**, which shows the same image (a map). **What do you notice in this picture?** Call on kids to share their observations. Then prompt them to look even more closely by asking questions such as these:



- **What words do you see on the map?**
- **What features do you see?**
- **What do you think this is a map of?**

Ask the volunteer holding the picture to tape it to the whiteboard or wall

at the front of the room. Thank her for helping and ask her to return to her seat. **Picture one shows a map of where our Bible story takes place. We are going to hear about Elisha and Naaman, who both lived during a part of God's big story when many people rejected God and served fake gods instead. Though Israel had grown strong under King David, it became weaker over time because people didn't follow God. In fact, the whole kingdom split in two! The northern part was called Israel, and the southern part was Judah. What a mess! Our story today is going to take place in this northern part.** Point to the northern part of the map labeled "Israel," either on the sheet or the screen.



Aram, a nearby kingdom, fought with Israel sometimes and lived at peace with them at other times. It was like having a neighbor who would ask you to play and then wallop you on the nose.

I think we are ready to open another envelope! Invite the youngest kid in the room to retrieve the envelope with a number two on it. (You might need to help kids determine who is the youngest!) Ask him to open the envelope and show everyone the picture inside (Naaman). **Advance to the second Bible Story Pictures Slide. What do you notice in this picture?** Call on kids to share their observations. Then prompt them to look even more closely by asking questions such as these:

- **What can we tell about this person based on the picture?**
- **How would you describe the expression on his face?**
- **Who do you think he might be?**

Ask the kid holding the picture to tape it to the whiteboard or wall next to the picture of the map. Thank him for helping and ask him to return to his seat. **This picture is of a man named Naaman. Naaman was the commander of Aram's army. He was brave and well-liked because God gave him success over Aram's enemies. But Naaman suffered from a terrible skin disease. Naaman is about to find help from someone he probably doesn't expect. I wonder who it could be? Let's look in the next envelope to find out !** Invite the oldest kid in the room to retrieve the envelope with a number three on it. Ask her to open the envelope and show everyone the picture inside (servant girl). **Advance to the third Bible Story Pictures Slide. What do you notice in this picture?** Call on kids to share their observations. Then prompt them to look even more closely by asking questions such as these:

- **What can we tell about this person based on the picture?**
- **What stands out to you most about her?**
- **Who do you think she might be?**

Ask the kid holding the picture to tape it to the whiteboard or wall next to the picture of Naaman. Thank her for helping and ask her to return to her seat. **Naaman's wife had a servant from Israel, a young girl who had been captured by soldiers from Aram. That's who's pictured on this sheet! The girl felt sorry for Naaman, even though he was her enemy. She told Naaman's wife about someone who could help Naaman.**

Let's open the next envelope to discover who the girl thought could help Naaman. Invite the kid sitting the farthest from the fourth envelope to retrieve it and show everyone the picture inside (Elisha). **Advance to the fourth Bible Story Pictures Slide. What do you notice in this picture?** Call on kids to share their observations. Then prompt them to look even more closely by asking questions such as these:

- **What can we tell about this person based on the picture?**
- **What stands out to you most about him?**
- **Who do you think he might be?**

Ask the kid holding the picture to tape it to the whiteboard or wall next to the picture of the servant girl. Thank him for helping and ask him to return to his seat. **This is a picture of the man who could help Naaman. He was a prophet who spoke God's messages in Samaria in the kingdom of Israel. His name was Elisha. The girl told Naaman's wife, "He can heal Naaman!"**

Naaman told the king of Aram about this. "Go then," said the king, "and see the king of Israel." Naaman set out with a heap of treasures. He meant to pay for his healing! Naaman also carried a letter from the king of Aram to the king of Israel. The letter said, "I want you to heal my servant Naaman."

When the king of Israel read the letter, he threw a fit and tore his robes. "I'm not God," he cried, "and I can't heal a skin disease any more than I can raise the dead!" He wondered if the king of Aram was picking a fight .

When the prophet Elisha heard of this, he sent the king a message. "Why tear your own robes? Send Naaman to me so he can know there's a prophet in Israel." So Naaman went to see Elisha, but when he got to Elisha's house, a messenger came out. This messenger gave Naaman instructions that he was not expecting and that sounded strange. I wonder what his instructions

were ... **let's look in our final envelope for a clue.** Invite the tallest kid in the group to retrieve the fifth envelope and show everyone the picture inside (river). **Advance to the fifth Bible Story Pictures Slide.** **What do you notice in this picture?** Call on kids to share their observations. Then prompt them to look even more closely by asking questions such as these:

- **What do you notice about the river?**
- **Where do you think this river might be?**
- **How do you think this river might be connected to our Bible story?**

Ask the kid holding the picture to tape it to the whiteboard or wall next to the picture of Elisha. Thank her for helping and ask her to return to her seat. **The messenger told Naaman, "Go, wash in the Jordan River seven times, and your skin will be healed."**

Naaman got angry. He was an important man. A proud man. "Why didn't Elisha come out?" he fumed. "Why didn't he pray to his God and wave his hand over me? That would have worked! Besides, we have fine rivers in Damascus that are better than the rivers of Israel. I could have washed there." Then he turned to leave.

But Naaman's servants urged him to do what Elisha had said. "You would have done something impressive to be healed," they said, "so why not do this simple thing?" So Naaman went down and dipped in the Jordan River seven times. His skin was healed! He was pure and clean again. And his heart was changing too.

Naaman went to see Elisha and said, "Now I know that there is no God anywhere in the whole world except in Israel. So please accept a gift from me" (2 Kings 5:15). He wanted Elisha to take silver, gold, and fine clothes. But Elisha wouldn't accept it. He only wanted Naaman to know that God lives, unlike the fake gods in Aram. Besides, Naaman's healing was itself a gift from God, not something that Naaman could buy.

From then on, Naaman worshiped God alone. He even asked Elisha for dirt and clay from Israel to build an altar to worship God in Aram. Naaman realized he couldn't have healed himself. A king or lifeless god couldn't have healed him either because God does what no one else can."

Connecting the Wonder Truth

SLIDE: WONDER TRUTH

Pose the following question to kids to help them connect the Wonder Truth to God's big story:

"Our Wonder Truth today is **GOD DOES WHAT NO ONE ELSE CAN. Where did you see our Wonder Truth in action in the story?** Allow kids to answer freely.




Naaman was an outsider in Israel. When God healed Naaman, He demonstrated that He is the God of all people, not just Israel. God made a way for Naaman to know Him just as Jesus made a way for people from every language and nation to be part of God's kingdom—including us!"

Responding in Worship

SLIDE: RESPONDING IN WORSHIP

Talk about ways we can respond to what we are learning with next steps such as tithing, prayer, asking questions, and worship. Encourage kids to ask their SG leaders any questions they were wondering during the lesson.

*****Introduce this next song and invite kids to respond and participate in worship. See the "Worship Posture Tutorial" on the RBKids Resource Page.**



WORSHIP VIDEO: I Exalt Thee / I Speak Jesus

Blessing Your Kids

Speak a blessing over your kids, as a group or as individuals. Use your own words. Here is an example:

Blessing: As we leave this place today, may God remind you that He loves you, He sees you, and He does what no one else can do for you. Worship Him with all your heart, soul, and strength this week!

0:05.96
victory_theme_loop.mp4

2:03.87
victory_2-minute_countdown (1...

01:58

0:36.12
victory_30-second_countdown...

00:28

4 Naaman Wonder Truth Slide.png

Today's Wonder Truth
God Does What
No One Else Can

5 Naaman Welcome Question Slid...

What is a
special talent
or skill you
have?

5:06.89
victory_5-minute_countdown (1...

04:58

7 Naaman Declaration Slide V2.png

Thank You, God, that You are good!
You made me on purpose, for a purpose.
And I am Your kid!
You know me, love me, and lead me.
You care about me!
You can do what no one else can!
My life can tell of Your wonder!

3:58.64
8praise_-_motions_2024 (1080p...

3:44.27
9Unstoppable God - Motions.mp4

Worship
with
Motions
KIDS

10 Victory FA 1920x1080.jpg

11 Naaman Title Slide.png

In God's Big Story
Elisha and
Naaman
2 Kings 5

6:14.46
12Victory Elem Gods Big Story L3...

13 Victory FA 1920x1080.jpg

14Bible Story Pictures Slide 01.png

15Bible Story Pictures Slide 02.png

16Bible Story Pictures Slide 03.png

17Bible Story Pictures Slide 04.png

18Bible Story Pictures Slide 05.png

19Naaman Wonder Truth Slide.png

Today's Wonder Truth
God Does What
No One Else Can

20Responding in Worship Slide.p...

Responding
in Worship

5:32.10
21 Reckless Love - Lyric.mp4

Kids

0:05.96
victory_theme_loop.mp4