

LESSON 1

MY LIFE CAN TELL OF GOD'S WONDER

LESSON AT A GLANCE

WONDER TRUTH: God Invites Us into His Family

SCRIPTURE: Galatians 4; Romans 7

GOD'S BIG STORY: God created a good world. Most special of all, He made humans in His image, but sin kept people from living as God made them. But Jesus changes everything. Through Him, we are invited into God's family!

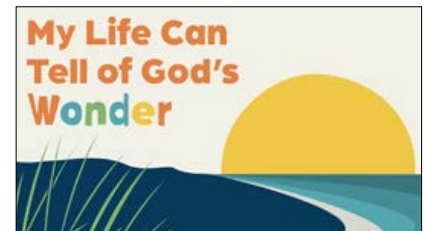
WORD OF WONDER: But God chose you to be his people. You are royal priests. You are a holy nation. You are God's special treasure. -1 Peter 2:9a

CURIOSITY

BELIEF

FAITH

- Welcome Question: What is one of your family's traditions?
- Curiosity Questions
- Discussion Questions for Younger and Older Kids
- Small Group Prayer Time
- Word of Wonder: 1 Peter 2:9a
- Word of Wonder Activity
- LARGE GROUP
- Responding in Worship: I'm Free in God's Family



[My Live Can Tell Elementary Spotify playlist](#)

INVITATION

We invite you to pause, listen, and shift your gaze toward the Father ...

LESSON AT A GLANCE

WONDER TRUTH: God Invites Us into His Family

SCRIPTURE: Galatians 4; Romans 7

WORD OF WONDER: 1 Peter 2:9a

This summer our family spent a fair amount of time at animal parks. My middle child loves animals, and her souvenir of choice at every visit was a stuffed animal. Not surprising for a 6-year-old. What did surprise us was the amount of time she spent choosing each new member of her stuffed family.

She examined every style of creature, evaluating its pose, its stitching, whether the face looked friendly or fierce, whether the eyes were even, what the huggability was for each one. She was dedicated to finding The One. And sure enough, eventually she would look at a stuffed animal and know “This is it!”

Did you know God chooses you with the same dedication and attention? He doesn’t spend time evaluating your worth based on your faults. Rather, He focuses on your identity. Who you are. The fact that you ARE!

1 Peter 2:9 says we are God’s special treasure, chosen by Him to be part of His family. Then we can tell the world of God’s goodness and wonder!

But first, God invites us into that family. He doesn’t force us or demand ... He simply invites. It’s up to us whether or not we’ll accept the invitation.

Remember, God sees something special and beloved when He looks at you.

—**Laura Koesterer**

Kidmin Director

Contributor to Wonder Ink

DID YOU KNOW?

FOUNDATION BUILDING BLOCKS

WHO?

Paul encountered Jesus through a revelation that changed the direction of his life (Galatians 1:13–17). His zeal for preserving Jewish traditions was transformed; he went from persecutor of the church to Jesus' apostle to the Gentiles. His letters show the development of early Christianity.

WHAT?

Paul says the Jewish law is good (Romans 7:12), but it does not redeem from sin. Paul introduces a metaphor—legal adoption—to show God's unprecedented offer through Jesus. Because of Jesus' redemptive actions, no one has to remain enslaved to sin any longer.

WHERE?

Galatians is sent to multiple congregations in the region of Galatia (modern-day Turkey). Paul had first brought the message of Jesus to these Gentiles. Romans touches on some similar themes and is addressed to various house churches in the city of Rome.

WHEN?

Galatians could be Paul's earliest letter, normally dated a few years before the book of Romans and perhaps around AD 50. Paul wrote his letter to the Romans before being brought to Rome as a prisoner in the early 50s.

CONNECTING TO GOD'S BIG STORY

Israel is called God's child many times in the Old Testament, and Paul gives new meaning to this image. Anyone with faith in Jesus becomes a child of God, part of His family. Paul uses the Aramaic word *Abba*, as Jesus does in prayer (Mark 14:36).

Small Group

Spark curiosity, encourage exploration, and get kids thinking about the wonder of God.

LESSON AT A GLANCE

WONDER TRUTH: God Invites Us into His Family
SCRIPTURE: Galatians 4; Romans 7
WORD OF WONDER: 1 Peter 2:9a

Pre-Service (15–20 min)

RESOURCES: [Coloring Page](#)

Small group leaders should be seated in place in their small groups 20 minutes prior to service time. Have play stations with various board games, activities, or use games from the extra Games & Activities Guide to keep children occupied and engaged WITH you. This time is important to build relationships, welcome new kids, and keep structure in the room - you should be an active participant with them!

Learn the kids names, and make sure they all know yours too!

Warmly welcome new friends, and introduce them to your group.

Allow quieter kids who don't engage with the board games to color. Involve them in the curiosity questions.

While kids are playing in their opening activity groups..

Pose the following “I’m curious” questions. Say “I’m curious...” before each question and give kids a chance to think about and answer each one. After each question, consider having kids share their ideas with a neighbor before you call on one or two of them to share with the group.

- **What does the word family mean to you?**
- **Who is someone you aren't related to but who is like family to you?**

Make It Inclusive! Keep in mind that families have different makeups. Some kids may be adopted or living in foster care or have adoptive or foster siblings. Some kids might live with extended family or legal guardians. Encourage kids with the truth that as Jesus followers, we are all part of His family!

Small Group Begins: Welcome Question 2–3 min

SUPPLIES: whiteboard, poster paper, or butcher paper, writing utensils

As kids arrive, invite them to write/draw the answer to the Welcome Question:

“What is one of your family’s traditions?” Set out sheets of paper and colored pencils.

Right at your service time, move into Small Group time by sharing your own answers and allowing kids to talk about their answers.

Small Group Discussion: Younger Kids 5–8 min

Invite kids to grab their Bibles, and help them find Galatians. Remind kids that the large numbers are chapter numbers, and small numbers are verse numbers. Tell them this letter is written by Paul.

Read Galatians 4:4–7 aloud. Encourage kids to sit up tall and still, and listen carefully as you read.

- **What are some things God created? What makes humans more special than anything else He created?**
- **What did God create people to do?**
- **What gets in the way of us pointing people back to God?**
- **Who died and rose again to defeat sin so we can be a part of God’s family?**
- **What does it mean to be God’s kid?**
- **What are some good things that come with being a part of God’s family?**
- **How does it make you feel knowing God invites you to be part of His family?**

"God created people in His image, to point back to God through the way we live. Sin—the wrong things we do—keeps us from doing this. But Jesus broke sin’s power and made a way for us to become God’s kids. As His kids, we can call Him Abba or Dad! Let’s talk to God together now."

Prayer Time: Younger Kids

Invite kids to share their prayer requests and praises. Encourage them to take turns praying for each other. Those who would like to can try calling God Abba or Dad. Close by going around the circle taking turns repeating this: "My name is _____. Thank you, Abba, for inviting me into Your family."

Make It Inclusive!

The idea that God is our loving, heavenly dad is particularly difficult to accept for kids (and adults!) without positive father figures in their lives. Be gentle when explaining what it means for God to be our Abba. If some kids struggle with this idea, assure them it’s OK and they are not alone. God is not like any earthly dad because He is perfect. All of us have hurt in our hearts that He wants to heal.

Small Group Discussion: Older Kids 8–12 min

SUPPLIES: Bibles (1 per kid)

Invite kids to grab their Bibles. Today's Bible passages are found in the New Testament in two different letters written by Paul. Encourage kids to find the books of Galatians and Romans in their Bible's table of contents. Remind kids that the large numbers are chapter numbers, and small numbers are verse numbers.

Give a brief overview of the history and context using the info on page 3 of this guide.

Invite 2 volunteers to read Galatians 4:4–7 and Romans 7:14–25 while everyone follows along.

- **What makes humans more special than anything else God created?**
- **What did God create people to do? What gets in the way of this?**
- **What was God's plan to defeat sin?**
- **What does it mean to be God's kid?**
- **What are some good things that come with being a part of God's family?**
- **What part of being in God's family gets you the most excited? Why?**
- **How does it make you feel knowing God invites you to be part of His family?**
- **Think about a Jesus-follower you know. What is a way this person points others to God through how he or she lives? What is a way you point people to God?**

"God created us to reflect Him. Sin keeps us from thinking and acting the way God intended. Jesus broke sin's power and made it possible for us to become God's kids. As His kids, we can call Him Abba or Dad! Let's get ready to talk to God together."

Prayer Time: Older Kids

Invite kids to pair up with a prayer partner and share their prayer requests and praises. Encourage them to take turns praying for each other. If some kids aren't comfortable praying aloud, assure them that's OK. God hears our silent prayers too! Encourage those who would like to call God Abba or Dad when they pray to do so.

Make It Inclusive!

The idea that God is our loving, heavenly dad is particularly difficult to accept for kids (and adults!) without positive father figures in their lives. Be gentle when explaining what it means for God to be our Abba. If some kids struggle with this idea, assure them that it's OK and they are not alone. God is not like any earthly dad because He is perfect. All of us have hurt in our hearts that He wants to heal.

Older Kids – Notes Page

**Complete the Notes Page with kids. Helping them to fill out all of the spaces. This is an important way for parents to see what their kids are learning each way and have meaningful conversations at home!

WORD OF WONDER

But God chose you to be his people. You are royal priests.
You are a holy nation. You are God's special treasure.
—1 Peter 2:9a (NIRV)

Word of Wonder

SUPPLIES: Bibles (1 per kid)

"Today's Word of Wonder is from the first part of 1 Peter 2:9. We've talked about how God invites us to be part of His family. This verse tells us more of who we become when we join God's family. Let's read the Word of Wonder together!"

Invite kids to open their Bibles to 1 Peter 2:9a. Read the verse two times together. Then read the verse again, pausing at key words to allow the kids to verbally fill in the blanks. Read the verse a final time, dropping different words for the kids to fill in.

Talk about these questions:

- What does this verse say about who we are, our job, our identity?
- Which of the phrases in this verse is your favorite? Why?

Word of Wonder Activity

SUPPLIES: kid-safe scissors (1 per kid), glue sticks, Bibles

RESOURCES: *Word of Wonder Sheet Nlrv* (1 per kid), *Word of Wonder Words Sheet Nlrv* (1 slip per kid), *Word of Wonder Pictures* (1 slip per kid)


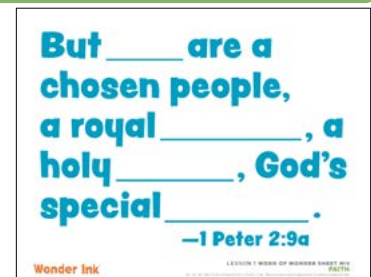
Ahead of time, print the Word of Wonder Sheet Nlrv, one sheet per kid. For older kids, also print out the Word of Wonder Words Sheet Nlrv and cut out the strips horizontally. Each kid will need one strip. For younger kids, print out the Word of Wonder Pictures Sheet and cut out the strips, one strip per kid.

Hand one Word of Wonder Sheet with the corresponding strip of words or pictures to each kid and read the verse directly from the sheet. **Friends, our Word of Wonder seems to be missing something. Let's work together to complete the verse!** Hand out scissors and glue sticks to the kids.

Encourage kids to cut apart the words or pictures and glue the correct word or picture to the corresponding blank space on their verse sheets. Encourage kids to look up the Word of Wonder in the Bible if they need some help.

Leader Tip: For Older Kids. Turn this activity into a relay race!

Divide the group into two or more teams. Tape one Word of Wonder Sheet per team on the opposite wall and have teams race to cut apart the strips, run to the sheet, and glue each word in its appropriate spot!



Large Group!

Responding in Worship: I'm Free in God's Family

SUPPLIES: envelopes (2 per kid plus 1), pen, baskets (2), paper (1 sheet per kid), pencils (1 per kid), whiteboard (optional), dry-erase marker (optional), trash can (optional)

Wonder Ink RESOURCES: Chosen Child Sheet (1 per kid plus 1)

Before kids arrive, print a Chosen Child Sheet for each kid. Fold the sheets and place each one in an envelope. In pen, address each envelope to "My Chosen Child." Place the envelopes in a basket. The other basket can remain empty for now.

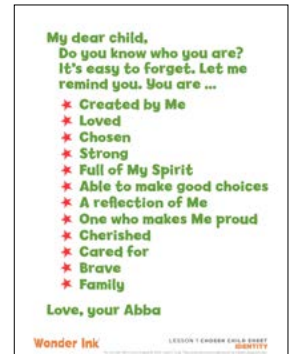
This response activity is meant to highlight the differences between striving on our own and the new life of freedom we gain when we accept God's invitation to be in His family. Set the paper, empty envelopes, and pencils nearby.

Gather kids and hand each one a sheet of paper, an empty envelope, and a pencil. **"We are made in God's image and are meant to point to people to God, but sometimes sin gets in the way. Think about some of the things that have kept you trapped and unable to live as a free child of God.** Share examples, such as fear, worry, wrong choices, and wanting to fight. **Write or draw them on your paper. When you're done, put them inside an envelope and write "Not Anymore" on the envelope.** Consider writing the words "Not Anymore" on a whiteboard for younger kids to copy. **We're going to get rid of these things because we're free in God's family.** Give kids time to write or draw. Then carry the empty basket around the room, inviting kids to place their envelopes in it as a symbol of getting rid of those things for good! Consider emptying the basket's contents into the trash can to punctuate the symbolism.

Next, show kids the basket with the "My Chosen Child" letters. **God doesn't just invite you into His family ... He chooses you to be part of His family. Let's read what God says about each one of us.** Invite each kid to grab a letter. Take a letter for yourself, open it, and encourage kids to follow along as you read the contents of the letter aloud. **There are so many good things that come with being a part of God's family!"**

God wants us to remember who we are and what we mean to Him! Take a moment and look back on God's list. Circle one or two of the descriptions that tell who you want to be in God's family.

Once kids have chosen their descriptions, invite volunteers to share what they circled. Encourage kids to take their "Chosen Child" letters home to read every day as a reminder of who they are as a part of God's family.



Leader Tip: For Younger Kids. Reading and writing can be a challenge. Consider pairing younger kids with older ones or slowly reading through the letter together a few times in order for younger kids to identify their chosen descriptions.

