



**LESSON 2
ISAAC AND REBEKAH**

LESSON AT A GLANCE

WONDER TRUTH: God Is Faithful

SCRIPTURE: Genesis 24

GOD'S BIG STORY: Abraham's servant travels to find a wife for Abraham's son Isaac. God provides a bride, Rebekah, and proves faithful in keeping His promises.

WORD OF WONDER: Know that the Lord your God is God. He is the faithful God. —from Deuteronomy 7:9

CURIOSITY

BELIEF

FAITH

- Puppet Intro and Curiosity Questions
- Declaring God's Wonder
- Prayer of Invitation
- Worship: You Are With Me, House of the Lord
- God's Big Story
- Connecting the Wonder Truth
- Prayer and Blessing





LESSON 2 FOR LEADERS

INVITATION

We invite you to pause, listen, and shift your gaze toward the Father ...

LESSON AT A GLANCE

WONDER TRUTH: God Is Faithful

SCRIPTURE: Genesis 24

WORD OF WONDER: From Deuteronomy 7:9

I often read the Bible and wonder how people could mistrust God. He spoke directly to you! You heard Him with your own ears. How could you not trust that He will do what He said?

But I look back at my own life and realize that even if I heard God's audible voice, I would still struggle to trust. It is who we are. God shows up in smoke and fire and a booming voice, and the next day we wonder if it really happened. The enemy continues trying to persuade us to mistrust—*did God really say that?*

When have you struggled to trust Him, despite God's past faithfulness to you?

The journey with Jesus isn't a sprint. Abraham had a long road with God—ups and downs, caused by Abraham's unfaithfulness. But by the end of his life, Abraham seems to have finally realized that God is faithful and knows He will provide a wife for Isaac.

As I ponder this story, my prayer is that it won't take me until the end of my life to consistently put my faith in the Lord. May my trust overflow as I look back and see how God showed up. May I be able to remember that God is faithful.

—Denise Morris Snyder

Spiritual Formation Pastor

Contributor to Wonder Ink

DID YOU KNOW?

FOUNDATION BUILDING BLOCKS

WHO?

The “best servant” in Abraham’s house is likely the same head servant mentioned in Genesis 15:2. His name was Eliezer of Damascus. He oversaw all of Abraham’s possessions. Before Ishmael and Isaac were born, he was considered the heir of Abraham’s fortune and property.

WHAT?

Isaac has grown up. Abraham knows that part of God keeping His promise of having as many descendants as the stars means his son will need to marry. Abraham sends his servant to find a woman from Abraham’s home country for Isaac. His servant finds Rebekah, and she marries Isaac.

WHERE?

Abraham is living in Canaan, which is the land God promised to give him and his children (Genesis 17:8). It’s found in modern-day Lebanon, southern Syria, and Israel. Abraham’s servant travels to Abraham’s home country of Mesopotamia in the Euphrates Valley.

WHEN?

Abraham probably lived between 2100 to 1800 BC. Sarah had just died, and Abraham purchased a place to bury her from the Hittites (Genesis 23) who were a major power in the nineteenth century BC. Abraham died soon after Isaac was married, and he left everything to Isaac.

CONNECTING TO GOD’S BIG STORY

Through Isaac, God’s promise to Abraham grows. Isaac and Rebekah have a son named Jacob whom God blesses and calls Israel. Israel is the nation from whom the Messiah would be born. Israel’s Messiah—Jesus—fulfills the Abrahamic promise through which the blessings of God open to all nations.



LESSON 2 EARLY CHILDHOOD

Spark curiosity, encourage exploration, and get kids thinking about the wonder of God.

LESSON AT A GLANCE

WONDER TRUTH: God Is Faithful

SCRIPTURE: Genesis 24

WORD OF WONDER: From Deuteronomy 7:9

Welcome

Slide: Series Welcome Loop

As kids arrive...

Walk around the room and welcome as many kids as possible by showing excitement that they have joined you. Give high-fives, fist bumps, encourage them to sit on the floor in their spots, and ask questions about their week.

Video: Countdown

Welcome kids to worship time. Introduce yourself by name.

Puppet Intro and Curiosity Questions

Introduce the kids to Tac, the Curious Cat.

Leader: Hey, kids! Look—here comes our friend Tac the Cat!

Tac the Cat: (excitedly) Hi, kids!

Leader: Tac, you seem especially excited today!

Tac the Cat: I am super-duper excited! I've been waiting a really long, long time for my family to take me on a plane ride, and it's finally happening!

Leader: Wow! How long have you been waiting?

Tac the Cat: My parents made a promise to me when I was just a kitten. They said one day we would all take a trip on a plane together, but they didn't tell me when.

Leader: Waiting can be hard and requires a lot of patience.

Tac the Cat: It's been sooo hard. I actually packed a suitcase with a bathing suit, goggles, toothbrush—everything I would need for an epic adventure—when I was kitten! It's been sitting in the corner of my room ready and waiting for when my parents would tell me it's time to go!

Leader: Hmm ... your story of waiting reminds me of a story from the Bible. God gave a great promise to someone, but it took years of waiting before the promise was fulfilled.

Tac the Cat: That sounds kind of like my story! I must go because I'm leaving soon on my long-awaited trip. But I can't wait to hear that story later. See you soon, everyone!

"Have you ever been curious about something? Let's take a moment and think: has anyone ever made a promise to you? Allow the kids to respond. Did the promise happen immediately, or did you have to wait? Allow the kids to respond. We all see and hear things that make us curious. Did you ever stop to think about how God makes promises but sometimes asks us to wait patiently until they come true?

SLIDE: WONDER TRUTH

Today's Wonder Truth is **GOD IS FAITHFUL**. Today we'll discover that God is faithful! "

Declaring God's Wonder

SLIDE: WONDER TRUTH

Thank You, God, that You made me! (*Kids repeat.*)

Make prayer hands, then point up to God and to yourself.

And I am Your kid! (*Kids repeat.*)

Put your hands on your hips.

Jesus loves me so much; (*Kids repeat.*)

Spread your arms out wide to your side one at a time, then pull them in for a hug around your chest.

His love for me is big. (*Kids repeat.*)

Hold your arms up high and wide above your head.

The Holy Spirit leads me, (*Kids repeat.*)

Bring your arms down from the sky, making a path in front of you.

And I can follow You. (*Kids repeat.*)

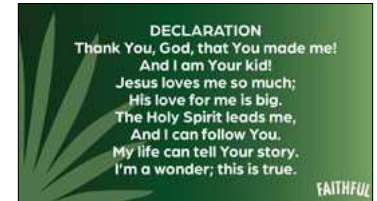
March in place like you're following the leader.

My life can tell Your story. (*Kids repeat.*)

Hold your hands in front of you like an open book.

I'm a wonder; this is true. (*Kids repeat.*)

Put your hands up, shaking your fingers, celebrating ("praise hands").



Prayer of Invitation

Before entering into God's big story, lead kids in a prayer of invitation. Use your own words, with this prayer as a guide if needed **God, thank You for each kid and leader here today. Help us hear You and Your Word today through the power of Your Holy Spirit. In Jesus' name, Amen.**

Worship

"Today we'll learn about how God is faithful and does what He says He will do. Let's sing about God's faithfulness together! "

WORSHIP VIDEOS: You Are With Me, House of the Lord

God's Big Story

SUPPLIES: Bible

Hold up a Bible and show the kids. Tell them today's story comes from the book of Genesis in the Bible. Open a Bible and show them where the story is found.

Bible Time Rhyme

Say the Bible time rhyme (with motions) each week before the Bible story to remind kids that what they're about to hear is part of God's big story.

I open my Bible and what do I see? (*Hands together then opening palms up, like opening a book.*)

God's big story, waiting for me! (*Point to yourself.*)

"Let's hear part of God's big story, which comes from the book of Genesis in the Bible."


VIDEO: GODS BIG STORY

GOD'S BIG STORY SCRIPT

SUPPLIES: Bible

RESOURCES: Isaac and Rebekah Pictures

Leader Tip: Consider attaching the Isaac and Rebekah Pictures to a wall as you tell the story to give kids an overall visual of it.



Ahead of time, print a set of the Isaac and Rebekah Pictures.

"Many years after God protected Noah and his family in the great flood, a man named Abraham trusted and obeyed God, and God promised to bless him with a big family and take really good care of Abraham and his family.

Abraham and his wife Sarah (hold up picture #1, Abraham and Sarah) **were blessed with a baby boy even though they were really old, and they named him Isaac.** Hold up picture #2, Abraham and Sarah with a baby. **Then Isaac grew up, and Abraham wanted him to get married, so Abraham asked his servant to go back to Abraham's hometown and look for a wife for Isaac.** Show kids picture #3 and point out Isaac as a grown man.

Abraham told his servant that God promised to send an angel ahead of him and help as he searched for a wife to come back to where they lived and marry Isaac.

The servant left town with 10 camels loaded with gifts from Abraham. Hold up picture #4, Abraham and servant with camels, and point to all the gifts on the camels. **He made it to Abraham's home country and stopped in the town of Nahor. The servant prayed and asked God to help him find the right woman to be Isaac's wife. Before the servant even finished praying, a woman named Rebekah arrived to get water from a well.** Hold up picture #5, Servant at the Well with Rebekah, and point out Rebekah to kids.

The servant hurried to her and asked for water. "Of course," she said, "and I'll give your camels water too. As much as they need." As the servant watched Rebekah's great act of kindness, he realized that Rebekah was God's answer to his prayer. The servant gave her expensive gifts and asked to meet her family. Rebekah ran home to tell her family what had just happened. Her family was happy, and they enjoyed a big meal together. Hold up picture #6—Servant, Rebekah, and Family—and point out Rebekah's family.

They were all amazed at God's faithfulness. God always does what He says He will do. Rebekah's family believed that God was at work! "Here is Rebekah," they said, and they told Rebekah to go back with the servant and become Isaac's wife.

The next day Rebekah packed up, gathered her servants, and took off with Abraham's servant on the long journey back to Abraham's home in Canaan. When they arrived, Rebekah met Isaac. Hold up picture #7, Isaac and Rebekah. **Abraham's servant told Isaac all that God had done to bring Rebekah to them, and Isaac and Rebekah were married. God kept His promise to Abraham, and through Isaac and Rebekah's marriage, Abraham's family grew. God is faithful.**

Connecting the Wonder Truth

Ask the following question to kids to help them connect the Wonder Truth to God's big story:

SLIDE: WONDER TRUTH

"Our Wonder Truth today is **GOD IS FAITHFUL**. Where did you see our Wonder Truth happen in the story? Allow kids to answer freely.

God made an unbreakable promise—a covenant—with Abraham that he would have many descendants (or children and grandchildren) and that his descendants would become a great nation. Through Isaac, Abraham's family grew and grew. Isaac and Rebekah had a son named Jacob, whom God blessed and called Israel. Israel would become the name of God's family—a great nation of people. And Jesus—the promised Messiah and Savior—was born from the nation of Israel. Through Jesus, God's promise to Abraham was fulfilled, and God's blessings are open to people from all nations! "

Prayer and Blessing

After the kids finish their activity, pray with them, thanking God for His faithfulness. Use your own words, with this prayer as an example if needed.

God, You are always faithful. Long ago, You made a promise to Abraham and Isaac, and You kept it. Everything they needed You provided and prepared, and You do the same for us today. You are our faithful God. In Jesus' name, Amen.

Encourage the kids to hold their hands out in front of them, with palms up, as if their hands were open to receive something. Tell them to listen and receive the blessing as you speak it over them.

Blessing: God is good and keeps His promises, so may you always expect Him to be faithful. The same God who kept His covenant to Abraham will remain faithful to you because He does not change. In seasons of waiting, may your faith grow, and may your life tell of God's faithfulness.

LESSON 2 EARLY CHILDHOOD

Create space for God to remind kids they are known, loved, led, and their lives can tell of God’s wonder.

LESSON AT A GLANCE


WONDER TRUTH: God Is Faithful
SCRIPTURE: Genesis 24
WORD OF WONDER: From Deuteronomy 7:9

Responding in Worship: Journey of Faithfulness

SUPPLIES: large cardboard box (at least 2' x 2'), coloring utensils, bowls (2), water, ladle or spoons, paper plates (1 per kid), peel-and-stick gift bows (optional), spoons (optional), tarp or towel (optional), tape (optional), real or plastic food (optional), large tablecloth (optional)

Wonder Ink RESOURCES: Well Sheet (optional)

Make It Inclusive! Be sensitive to any kids in your group who might be experiencing difficult circumstances over a prolonged period. Acknowledge their pain and assure them they are not alone. Remind kids that God is always with them, and while they are waiting for things to change, encourage them to look for glimpses of God’s faithfulness on their journey.



Ahead of time, set up the following stations in your room for kids to engage with during their journey of faithfulness:

1. Gifts of Gratitude: Set out a large cardboard box, coloring utensils, and peel-and-stick gift bows (optional).
2. Well of Waiting: Place two bowls several feet apart. Fill one bowl partially with water. Set out a ladle or plastic spoons. Consider setting the bowls on a plastic tarp or towel to contain spills. For an easier setup option, print the Well Sheet and tape it to the wall or set it on a table as the focal point of the station instead of bowls and water.
3. Promise Prepared: Set out paper plates and coloring utensils. Consider making a display out of real or fake food to serve as a focal point at this station. You could also lay down a large tablecloth and place the food in the center.

Allergy Caution: This activity includes possible food allergens!

Today you’ll all move around the room on a journey of remembering God’s faithfulness. You’ll visit each of the three “faithful stations” and respond to God’s faithfulness at each one.

God is faithful! However, just like in today's story, God's faithfulness can take time. Abraham loaded up his camels with gifts because he expected God to be faithful. His servant didn't understand how God would provide, so he waited and prayed. God answered the servant's prayer in a big way and had a bride for Isaac.

Lead kids to the first station: Gifts of Gratitude. **Abraham knew God would provide a wife for Isaac. Abraham was so grateful for God's faithfulness that he loaded up camels with gifts.** Show kids the large box, coloring utensils, and, if you have them, gift-wrapping bows. **At this station, we will practice trusting God for promises that haven't been fulfilled yet, just like Abraham did. Let's decorate this box with pictures and bows of gratitude to show God we trust that He is faithful!** Allow kids several minutes to decorate the box. They can draw pictures of something they are trusting God for or decorate it like a fancy gift. Draw a picture or stick on a bow and encourage kids to repeat after you: "God is faithful!"

Next, lead kids to the Well of Waiting. **Who remembers what Abraham's servant did while he waited at the well?** Allow kids to respond. **Yes! He prayed! Do you have a prayer you're waiting on God to answer? When you are ready, come up to our well** (point to the bowl) **and move water from the well to the other bowl. As you do, remember that God is faithful, and He hears your prayer.**

Have kids take turns using a ladle or plastic spoon to transfer water. If you choose to use the Well Sheet, consider allowing kids to symbolically come up and place their hands on the well as they pray.

Lastly, lead kids to the Promise Prepared station. If you have chosen to set up a tablecloth and centerpiece, allow kids to gather around the tablecloth. **When Abraham's servant arrived in Abraham's home country, Rebekah was waiting, and her family prepared a special meal for him. God did what He said He would do!** Show kids the paper plates and crayons. **Let's thank God for how He prepares and provides!** Give kids time to draw on the paper plates times they've seen God's faithfulness. Be ready to share an example.