



LESSON 2

**ISAAC AND REBEKAH**

LESSON AT A GLANCE

**WONDER TRUTH:** God Is Faithful

**SCRIPTURE:** Genesis 24

**GOD'S BIG STORY:** Abraham's servant travels to find a wife for Abraham's son Isaac. God provides a bride, Rebekah, and proves faithful in keeping His promises.

**WORD OF WONDER:** So I want you to realize that the LORD your God is God. He is the faithful God. He keeps his covenant for all time to come. He keeps it with those who love him and obey his commandments. He shows them his love. —Deuteronomy 7:9

**CURIOSITY**

**BELIEF**

**FAITH**

- Welcome Question: When did you wait a long time for something, and it turned out to be worth the wait?
- Curiosity Questions
- STEM Experiments: Faithful Follow
- Declaring God's Wonder
- Prayer of Invitation
- Worship: Here with Me, House of the Lord
- God's Big Story
- Connecting the Wonder Truth
- Responding in Worship: BAPTISM, Reckless Love
- Blessing Your Kids



### INVITATION

We invite you to pause, listen, and shift your gaze toward the Father ...

### LESSON AT A GLANCE

**WONDER TRUTH:** God Is Faithful

**SCRIPTURE:** Genesis 24

**WORD OF WONDER:** Deuteronomy 7:9

I often read the Bible and wonder how people could mistrust God. He spoke directly to you! You heard Him with your own ears. How could you not trust that He will do what He said?

But I look back at my own life and realize that even if I heard God's audible voice, I would still struggle to trust. It is who we are. God shows up in smoke and fire and a booming voice, and the next day we wonder if it really happened. The enemy continues trying to persuade us to mistrust—did God really say that?

When have you struggled to trust Him, despite God's past faithfulness to you?

The journey with Jesus isn't a sprint. Abraham had a long road with God—ups and downs, all caused by Abraham's unfaithfulness. But by the end of his life, Abraham seems to have finally realized that God is faithful and knows He will provide a wife for Isaac.

As I ponder this story, my prayer is that it won't take me until the end of my life to consistently put my faith in the Lord. May my trust overflow as I look back and see how God showed up. May I be able to remember that God is faithful.

—Denise Morris Snyder

Spiritual Formation Pastor

Contributor to Wonder Ink

**DID YOU KNOW?**

**FOUNDATION BUILDING BLOCKS**

**WHO?**

The “best servant” in Abraham’s house is likely the same head servant mentioned in Genesis 15:2. His name was Eliezer of Damascus. He oversaw all of Abraham’s possessions. Before Ishmael and Isaac were born, he was considered the heir of Abraham’s fortune and property.

**WHAT?**

Isaac has grown up. Abraham knows that part of God keeping His promise of having as many descendants as the stars means his son will need to marry. Abraham sends his servant to find a woman from Abraham’s home country for Isaac. His servant finds Rebekah, and she marries Isaac.

**WHERE?**

Abraham is living in Canaan, which is the land God promised to give him and his children (Genesis 17:8). It’s found in modern-day Lebanon, southern Syria, and Israel. Abraham’s servant travels to Abraham’s home country of Mesopotamia in the Euphrates Valley.

**WHEN?**

Abraham probably lived between 2100 to 1800 BC. Sarah had just died, and Abraham purchased from the Hittites a place to bury her (Genesis 23). The Hittites were a major power in the nineteenth century BC. Abraham died soon after Isaac was married, and he left everything to Isaac.

**CONNECTING TO GOD’S BIG STORY**

Through Isaac, God’s promise to Abraham grows. Isaac and Rebekah have a son named Jacob, whom God blesses and calls *Israel*. Israel is the nation from whom the Messiah would be born. Israel’s Messiah—Jesus—fulfills the Abrahamic promise through which the blessings of God open to all nations.

### Large Group

Spark curiosity, encourage exploration, and get kids thinking about the wonder of God.

### LESSON AT A GLANCE

**WONDER TRUTH:** God Is Faithful

**SCRIPTURE:** Genesis 24

**WORD OF WONDER:** Deuteronomy 7:9

### As kids arrive...

Around 20 minutes before service begins, display series theme loop.  
Play high-energy music in the background.

LG Leader walks around the room on mic and greets kids by name as they enter the room. Be sure to move to their level and introduce yourself to any new friends. Welcome kids by name and greet them with enthusiasm. Be extra intentional about hearing and responding to what they say.

### SLIDE: SERIES THEME LOOP

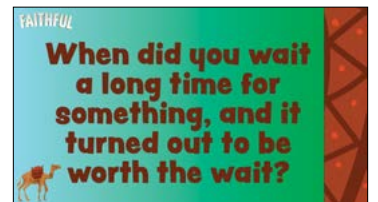
## Welcome Question

Consider using a:30 or 2:00 Countdown to let leaders and kids know it's almost time to begin!

### At Your Start Time...

### SLIDE: WELCOME QUESTION

At service start time, draw kids' attention to the Welcome Question board:  
Welcome Question: **When did you wait a long time for something, and it turned out to be worth the wait?**



"Today in God's big story, we're going to hear a story about a family who trusted God by waiting a long time for His promise to happen.

### SLIDE: WONDER TRUTH

Our Wonder Truth for today is **GOD IS FAITHFUL**.

But you, too, will have to wait, because first it's time for small group!"

## Small Group

Introduce small group time. While kids are in small group, consider sitting in the groups for a few minutes each. Engage and interact as is appropriate.

## Countdown

After about 15 minutes of small group, give a 5 minute warning and begin the countdown.

### VIDEO: COUNTDOWN

"Hey everyone! Welcome to our Large Group Worship time! My name is \_\_\_\_\_ and I'm excited to take this time to worship God, review what we just read, and talk about ways we can respond to what we are learning about God! I have a little game for us first today!"

## STEM Experiments: Faithful Follow

**SUPPLIES:** Dancing Raisins Experiment: tall clear container, unopened bottle of club soda, raisins, plastic jar (1 per kid, optional); Pepper Run Experiment: large bowl, water, black pepper, liquid dish detergent, small cup, toothpicks

### SLIDE: FAITHFUL FOLLOW

**Leader Tip:** You may choose to perform one or both experiments. Consider doing experiments in small groups to allow kids to view the results up close. For larger groups, consider having 2-3 leaders perform this experiment throughout the room so kids can see.



"Today you're going to see something incredible, although when I tell you what's about to happen you might have doubts and think it's not possible! You're going to see raisins dance and pepper run! It's hard to imagine that raisins can dance and pepper can run, but if you follow along and watch, you'll understand once we're finished."

**Leader Tip:** For Older Kids. Consider allowing older kids to actively participate in the various steps. If supplies allow, consider providing a jar and several raisins for each kid and pouring club soda into their jars so they can do the experiment alongside you.



**Dancing Raisins:** Open a fresh bottle of club soda and pour it into the tall clear container, three-quarters full. Next, drop in a handful of raisins or allow kids to do it. The raisins will begin to rise and fall or "dance"!

**Pepper Run:** Fill the large bowl with water. Next, sprinkle pepper evenly over the water. Pour liquid dish detergent into the small cup and dip the toothpick into the dish detergent. Finally, dip the wet end of the toothpick into the center of the bowl. The pepper will naturally break in the center and "run" to the edge of the bowl.



If kids are interested in the science behind these experiments, give them the following explanation: The carbonation—caused by carbon dioxide—in the club soda causes the raisins to float up and down. The pepper “running” is caused by the soap weakening the pull of the water molecules on the pepper. As a result, the pepper is pulled toward the water molecules that aren’t touched by the dish detergent.

Display the Rebekah Wonder Truth Slide. **Raise your hand if you had doubts that raisins could dance and pepper could run. There are many things, like today’s experiments, that we don’t understand at fi st. However, when we follow along and wait, we’ll see the promised result. In God’s big story today, you’ll hear about a man who watched and waited a long time to see God fulfill a promise, and in the end, God did everything He said He would do.**

**SLIDE: WONDER TRUTH**

Today’s Wonder Truth is **GOD IS FAITHFUL.**



## Declaring God’s Wonder

**SLIDE: DECLARATION**

Read each line boldly and invite kids to repeat after you.

**Thank You, God, that You are good!** (Kids repeat.)

**You made me on purpose, for a purpose.** (Kids repeat.)

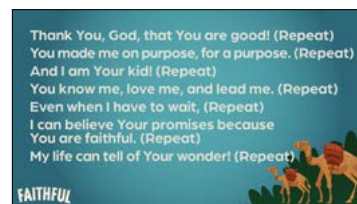
**And I am Your kid!** (Kids repeat.)

**You know me, love me, and lead me.** (Kids repeat.)

**Even when I have to wait,** (Kids repeat.)

**I can believe Your promises because You are faithful.** (Kids repeat.)

**My life can tell of Your wonder!** (Kids repeat.)



## Prayer of Invitation

Before entering into God's big story, lead kids in a prayer of invitation. Use your own words, using this prayer as an example if needed **God, You are the same God today as You've always been. Please give us eyes to see, ears to hear, and hearts to understand the truth of Your faithfulness. In Jesus' name, Amen.**

## Worship

Consider sharing some about the songs you are going to sing. What they mean, why we sing them, why they are meaningful and important to you!

**"We're going to stand and sing together! One way that we show love to God is to worship through song! So stand up, sing loud, and join in the motions with us. God loves to hear us sing praises to Him! Let's stand together and sing!"**

**WORSHIP VIDEOS: HERE WITH ME, HOUSE OF THE LORD**

## God's Big Story

### SLIDE: TITLE

Explain to kids that today's story is from Genesis, which is the first book in the Bible. Today's story is about Abraham and his son Isaac. Abraham is living in Canaan, which is the land God promised to give him and his children

**"Let's start by watching part of God's big story directly from the Bible. Afterward, we will experience more of the story!"**



### VIDEO: GODS BIG STORY

**Leader Tip:** Abraham's direction to his servant in Genesis 24:2 sounds strange to us. However, the servant put his hand under Abraham's thigh to symbolize the nature of his oath to Abraham (Genesis 24:2, 9). The intimate placement of the servant's hand may signify the oath's concern to ensure descendants for Abraham. Given this concern, the oath was likely understood as binding even if Abraham died.

## LESSON 2 ISAAC AND REBEKAH

### EXPERIENCE IT! SCRIPT

Explain that this story involves a road trip—one all kids will make as either obedient servants, kind women, or careful camels. As they stay tuned, you'll help them know who's who!

**Leader Tip:** Before launching into this story, decide how to call out about 20 percent of your group who are the oldest kids. It may be by grade level or, if you have a smaller group, by name. The rest of the boys will be camels, and the rest of the girls will be Rebekah.

**"Many years after God protected Noah and his family during the great flood, a man named Abram was living in a faraway land called Ur. Let's say Ur is over in that corner.** Point to one corner. **So everyone, stand and go to Ur.** Pause as kids respond. **God told Abram to leave his homeland, and God made Abram an unbreakable promise called a covenant. God promised to give Abram a great big family and take really good care of Abram and his family. God also promised to work through Abram's family to bring blessings to people all over the world. Abram trusted God's promises, and God was happy with Abram's faith. Abram moved, so you will too.** Direct kids to walk to the opposite corner. Pause as kids respond.

**Abram chose to love and obey God, and God changed his name to Abraham because he would be the father of many nations. Everyone, introduce yourself to several people with a handshake and say, "Hi, I'm Abraham."** Pause as kids respond. Encourage those who know how to say "hello" in another language to do so. **Abraham and his wife Sarah grew really, really old, but eventually Sarah gave birth to a son named Isaac. When Isaac was older, Abraham wanted to find Isaac a wife so their family would continue to grow. Abraham asked his best servant to help him.** Invite older kids to keep standing, but everyone else should be seated. The older kids will play the role of Abraham's servant. Pause as kids respond.

**Abraham told his servant to find a wife for Isaac from Abraham's home country, instead of where they were living in Canaan. His servant asked what to do if the woman didn't want to come back with him. He asked, "Then should I take Isaac to her?" But Abraham said "no," because God had brought Abraham to Canaan, and his son would remain there.**

**Abraham told his servant about God's promise to him. "The LORD will send his angel ahead of you," Abraham reassured his servant. "So you will be able to get a wife for my son from there. The woman may not want to come back with you. If she doesn't, you'll be free from your promise. But don't take my son back there" (Genesis 24:7–8). The servant vowed to do as Abraham wanted. Servants, place your hand over your heart like you're making a promise.** Pause as the older kids who are standing respond.

**The servant left town with 10 camels loaded with good things from his master. Servants, walk slowly toward the other side of the room and, the rest of the boys, you are camels, so fall in behind a servant while walking like camels.** Pause as kids respond. **The servant made it to Abraham's home country and stopped in the town of Nahor. Stop now, everyone!** Pause as kids respond. **The servant asked God to help him find the right woman to be Isaac's wife. Before the servant even finished praying, a woman named Rebekah arrived to draw water from the spring.**



**The rest of the girls, please stand and pretend to draw water from a well, and everyone else, please sit down.** Pause as kids respond.

**The servant hurried to her and asked for water. “Of course,” she said, “And I’ll give your camels water too. As much as they need.” Girls playing Rebekah, give water to the camels.** Pause as kids respond. **As the servant watched Rebekah’s great act of kindness, he realized Rebekah was God’s answer to his prayer. Servants, on your feet.** Pause as older kids respond. **The servant gave Rebekah expensive gifts and asked to meet her family. Rebekah ran home to tell her family what had just happened. All you Rebekahs, run in place!** Pause as kids respond.

**Rebekah’s brother, Laban, came to Abraham’s servant and saw that God’s blessing was with him. Laban said, “Why are you standing out here? I’ve prepared my house for you. I also have a place for the camels” (Genesis 24:31). They sat down for a meal, and Abraham’s servant told them all the ways God had guided his journey to find Rebekah or his master’s son, Isaac. Everyone, please sit down.** Pause as kids respond.

**They were all amazed at God’s faithfulness because God always does what He says He will do. Rebekah’s family believed God was at work! “Here is Rebekah,” they said, “Take her and go. Let her become the wife of your master’s son, just as the LORD has said” (Genesis 24:51).**

**The next day Rebekah packed up, gathered her servants, and took off with Abraham’s servant on the long journey back to Abraham’s home in Canaan. Everyone—that’s you, too, camels—head back to the corner.** Pause as kids respond. **When they arrived, Rebekah met Isaac.** Pause as kids respond. **Abraham’s servant told Isaac all God had done to bring Rebekah to them, and Isaac and Rebekah were married. God kept His promise to Abraham, and through Isaac and Rebekah’s marriage, Abraham’s family grew. God is faithful.”**

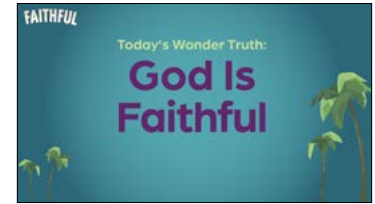
Thank kids for helping to tell the story and invite them to return to their seats.

## Connecting the Wonder Truth

### SLIDE: WONDER TRUTH

Pose the following question to kids to help them connect the Wonder Truth to God's big story:

"Our Wonder Truth today is **GOD IS FAITHFUL**. Where did you see our Wonder Truth in the story?" Allow kids to answer freely.



**Leader Tip:** Remember to pause and remind kids that God being faithful means He will always do what He says He will do.

God made an unbreakable promise—a covenant—with Abraham that he would have many descendants (or children and grandchildren), and his descendants would become a great nation. Through Isaac, God's promise to Abraham grew. Isaac and Rebekah had a son named Jacob, whom God blessed and called Israel. Israel would become the name of God's family—a great nation of people. And Jesus—the promised Messiah and Savior—was born from the nation of Israel. Through Jesus, God's promise to Abraham is fulfilled, and God's blessings are open to people from all nations!"

## Responding in Worship

### SLIDE: RESPONDING IN WORSHIP

Talk about ways we can respond to what we are learning with next steps such as tithing, prayer, asking questions, and worship. Encourage kids to ask their SG leaders any questions they were wondering during the lesson.

\*\*\*Introduce this next song and invite kids to respond and participate in worship. See the "Worship Posture Tutorial" on the RBKids Resource Page.



### VIDEO: BAPTISM

### WORSHIP VIDEO: RECKLESS LOVE

## Blessing Your Kids

Speak this blessing over your kids. Use your own words, with this blessing as an example if needed.

**Blessing:** God is good and keeps His promises, so may you always expect Him to be faithful. The same God who kept His covenant to Abraham will remain faithful to you because He does not change. In seasons of waiting, may your faith grow, and may your life tell of God's faithfulness.

