



ELEMENTARY LARGE GROUP

LESSON 4

WORDS OF WISDOM

LESSON AT A GLANCE

WONDER TRUTH: God Wants Us to Listen to Wisdom

SCRIPTURE: Proverbs 8

GOD'S BIG STORY: Solomon writes in a unique way: he gives wisdom a voice through Lady Wisdom. God wants us to think about the voice of wisdom, which calls out to everyone to listen to and learn God's ways.


WORD OF WONDER: Take hold of my words with all your heart. Keep my commands, and you will live. Get wisdom, and get understanding. Don't forget my words or turn away from them. —Proverbs 4:4b–5

CURIOSITY

BELIEF

FAITH

- Welcome Question: What do you think is the most valuable thing in the world?
- Curiosity Questions
- Interactive Game: Hot Lava
- Declaring God's Wonder
- Prayer of Invitation
- Worship: Even Better, Faithful
- God's Big Story
- Connecting the Wonder Truth
- Responding in Worship: Name Above All Names
- Blessing Your Kids



INVITATION

We invite you to pause, listen, and shift your gaze toward the Father ...

LESSON AT A GLANCE

WONDER TRUTH: God Wants Us to Listen to Wisdom

SCRIPTURE: Proverbs 8

WONDER TRUTH: Proverbs 4:4b-5

Read Proverbs 8:1–12, 32–36. My first year of college, I attended a hockey game with a group of friends. After the game, we missed the shuttle back to campus, so we tried walking back. We ended up on a dirt road in the suburbs, which isn't easy to do. We were lost. We didn't know the way. Well, most of us didn't know the way.

"I told you we missed our turn!" My buddy was exasperated. "I told everyone. No one listened."

"I listened," I squeaked.

"You heard," he fumed, "but you didn't listen."

Ouch! He was right. I had heard him. Everyone had. But we let his words blow away with the evening chill, and then barreled forward.

I think about that night sometimes. Then I think about all the sermons I forgot as soon as the service ended. I think about the times I read my Bible, only to close it up and resume my own wayward course.

Wisdom from God is calling out in the streets. Wisdom cries out at the entrance of the city. Who will listen? Will I? Will you? God wants us to listen to wisdom. He wants us to hang on every word. Wisdom brings blessing. Wisdom brings life. And God offers it to us. Who will listen?

—**Michael Rade**

Care & Support Ministry Assistant; Itinerant Preacher

Contributor to Wonder Ink

DID YOU KNOW?

FOUNDATION BUILDING BLOCKS

WHO?

We learn from Proverbs that the search for wisdom is also the search for God, since all wisdom comes from God. The author, Solomon, even personifies wisdom as a virtuous and approachable woman. Lady Wisdom is a teacher and guide, available to all.

WHAT?

If the earlier chapters have shown that wisdom provides meaning to the ordered world of creation, Proverbs 8 also shows that wisdom is a way of looking at the world. Wisdom was with God before creation, and heeding wisdom means receiving God's blessing.

WHERE?

Wisdom calls out in the streets to all who will listen. She is at the city gates raising her voice. God's wisdom isn't contained in the palace, or even the temple. Lady Wisdom is in the most public and freely accessible spaces, where everyone can find her.

WHEN?

Wisdom is timeless, for she existed with God before the foundations of the world. Wisdom speaks of witnessing the creation of watery depths and mountains, the heavens and clouds, the sea and land (Proverbs 8:24–29).

CONNECTING TO GOD'S BIG STORY

Wisdom rejoices over creation and mourns at sin or anything that distorts the splendor of God's created order. Ephesians tells us that God's wisdom is now revealed and given freely through the triumph of Jesus: a mystery once hidden and now revealed (Ephesians 1:3–10).

Large Group

Spark curiosity, encourage exploration, and get kids thinking about the wonder of God.

LESSON AT A GLANCE

WONDER TRUTH: God Wants Us to Listen to Wisdom

SCRIPTURE: Proverbs 8

WORD OF WONDER: Proverbs 4:4b-5

As kids arrive...

Around 20 minutes before service begins, display series theme loop. Play high-energy music in the background.

LG Leader walks around the room on mic and greets kids by name as they enter the room. Be sure to move to their level and introduce yourself to any new friends. Welcome kids by name and greet them with enthusiasm. Be extra intentional about hearing and responding to what they say.

SLIDE: SERIES THEME LOOP

Welcome Question

Consider using a **30 or 2:00 Countdown** to let leaders and kids know it's almost time to begin!

At Your Start Time...

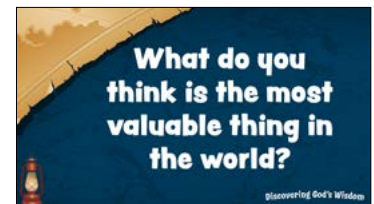
SLIDE: WELCOME QUESTION

In an excited voice, greet the kids and say: **"I'm so excited to hear your answers to our Welcome Question today!"** Invite kids to draw their attention to the responses on the Welcome Question Board

"What do you think is the most valuable thing in the world?" Share your answer and read a couple from the board!**"You mentioned some very valuable things! Today, we are going to talk about something even more valuable: God's wisdom!"**

SLIDE: WONDER TRUTH

"Today's Wonder Truth is GOD WANTS US TO LISTEN TO WISDOM. Lots of other voices call out to us, and it can sometimes be hard to know what to do, but the most valuable thing we can do is listen to God's wisdom. It's time for small group! I can't wait to learn more about wisdom with you today!"



Small Group

While kids are in small group, consider sitting in the groups for a few minutes each. Engage and interact as is appropriate.

Countdown

After about 15 minutes of small group, give a 5 minute warning and begin the countdown.

VIDEO: COUNTDOWN

"Hey everyone! Welcome to our Large Group Worship time! My name is _____ and I'm excited to take this time to worship God, review what we just read, and talk about ways we can respond to what we are learning about God! I have a little game for us first today!"

Interactive Game: Hot Lava

SUPPLIES: red and orange construction paper, masking tape, blindfolds (1 per team of 6–8 kids)

Before the game begins, place sheets of construction paper on the floor in a random pattern and secure them to the floor with tape. This is your “hot lava.”

SLIDE: HOT LAVA

Divide your group into teams of 6–8 kids. Each team will need one blindfold. Split the teams in half: one half will stand on one side of the lava field, and the other half will stand on the other side, facing their teammates.



"Your mission is to cross the lava field (point to the construction paper) without touching lava.

Sounds easy, right? But you will have to cross while blindfolded! Give the blindfolds to one kid per team from one side of the field.

When it's your turn to cross, your teammates on the other side will give you instructions, telling you which way to go to avoid the lava. Remember, your left is right for your teammates facing you. But if you step in lava, go back to your starting place, and try again. The goal is for each half of your team to get to the opposite side of the lava. When you get across the lava, hand the blindfold to your next teammate on the opposite side, and help coach them through the hot lava. Any questions? Allow kids to respond. Now, go! Invite adult leaders to offer help—and keep kids honest and safe—as they play.

Leader Tip: For Younger Kids. Do a quick review of left and right to help kids give and receive directional instructions. Also demonstrate why left and right are opposite for people facing you.

Make It Inclusive!

Kids with mobility issues can be “instruction givers” without being singled out. They can also watch to see if anyone steps on the lava.

When the game is done, ask: **Was it hard to listen to your teammates' directions? Why?** Talk about how tough it can be to listen to instructions when there are so many voices calling out to you or when you don't clearly understand what to do.

In today's part of God's big story, we'll learn about how important it is to listen to wisdom. Wisdom is knowledge and understanding that comes only from God as the Creator of all order in the world. It allows us to make good and honorable decisions and to act rightly.

SLIDE: WONDER TRUTH

Today's Wonder Truth is **GOD WANTS US TO LISTEN TO WISDOM**. Lots of other voices call out to us, and it can sometimes be hard to know what to do, but if we want to make wise decisions that honor God—and stay out of hot lava—the most valuable thing we can do is listen to God's wisdom."



Declaring God's Wonder

SLIDE: DECLARATION

Read each line boldly and invite kids to repeat after you.

Thank You, God, that You are good! (Kids repeat.)

You made me on purpose, for a purpose. (Kids repeat.)

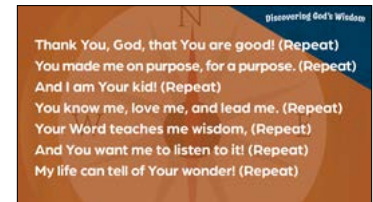
And I am Your kid! (Kids repeat.)

You know me, love me, and lead me. (Kids repeat.)

Your Word teaches me wisdom, (Kids repeat.)

And You want me to listen to it! (Kids repeat.)

My life can tell of Your wonder! (Kids repeat.)



Prayer of Invitation

Before entering into God's big story, lead kids in a prayer of invitation. Use your own words, with this prayer as a guide if needed **Dear God, help us listen to what You want to teach us today. Through Your Holy Spirit, teach us Your truth. We want to learn from Your wisdom. In Jesus' name, Amen.**

Worship

Consider sharing some about the songs you are going to sing. What they mean, why we sing them, why they are meaningful and important to you!

"We're going to stand and sing together! One way that we show love to God is to worship through song! So stand up, sing loud, and join in the motions with us. God loves to hear us sing praises to Him! Let's stand together and sing!"

WORSHIP VIDEOS: EVEN BETTER, FAITHFUL

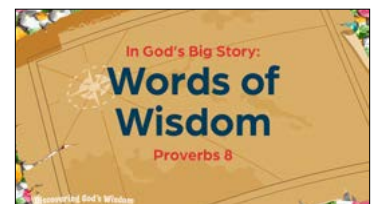
God's Big Story

SLIDE: TITLE

Tell the kids that today you'll read from the book of Proverbs. Proverbs are wise words, some of which were written by King Solomon. They teach us how to gain wisdom and how to live God's way.

"Let's start by watching part of God's big story directly from the Bible. Afterward, we will experience more of the story! Proverbs 8 is written in a unique way. Solomon gives wisdom a voice through a character he named Lady Wisdom, who calls out for people to listen to her as they seek to follow God.

VIDEO: GODS BIG STORY



LESSON 4 WORDS OF WISDOM

EXPERIENCE IT! SCRIPT

SUPPLIES: Bible, scissors (prep only), backpack, whiteboard or posterboard, dry-erase marker or marker, plastic jewels (enough to fill a jar), jar, adventurer costume (optional), treasure-hunt themed decorations (optional), handheld mic (optional)

RESOURCES: [Wisdom Sheets](#), [Voices Sheet](#)

Ahead of time, invite a female leader to read the designated proverbs to kids as part of the live teaching. Print the Wisdom Sheets on cardstock and give them to her. Determine a spot in your teaching area where she can read without the kids seeing her, such as around a corner, behind a curtain, or backstage. Show her where she will stand and explain that she will read each sheet out loud when prompted. Print the Voices Sheet and cut apart the three slips. Invite three older elementary kids to each read one of the Voices Sheet slips when prompted; give them the slips before Experience It! begins. Pack the backpack with a Bible and a dry-erase or regular marker. Put the plastic jewels in a jar. Consider dressing and decorating your space to reflect a treasure-hunting vibe.

SLIDE: WISE UP TREASURE HUNTING CLUB

"Hello, everyone!

Welcome to the Wise Up Treasure Hunting Club! Here, we don't just search for gold and jewels and ancient artifacts. We search for something much more important: **God's wisdom**. Pull out the Bible from the backpack and flip through the pages. **The book of Proverbs tells us how to gain wisdom and how to live God's way. Proverbs is full of teaching, poetry, sayings, and images that remind us to seek wisdom.**

There are a lot of voices out there—including our own!—that try to convince us that they are wise and that we should do what they say. But not all voices are right, and not all voices are from God. **Let's listen to some voices that might sound familiar.**

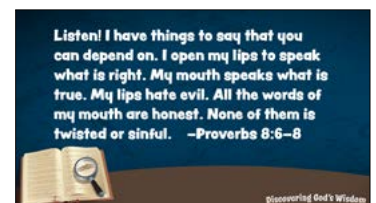
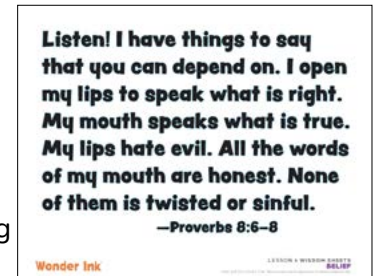
Ask the kids with the Voices Sheet strips to stand up and read their slips aloud.

Leader Tip: Coach the volunteers to speak loudly and slowly and to project their voices. If your ministry space has the capability, consider having a handheld mic available for the readers.

Those voices may have sounded familiar, but they're not the voice of godly wisdom. Fortunately, there's another voice we can listen to. Solomon, the writer of many of the proverbs, writes in a unique way and gives wisdom a voice. He compares wisdom to a woman he calls **Lady Wisdom**. Lady Wisdom stands out in the open where everyone can find her and invites people to come to learn from her. She calls out with a voice that can only say true words. **Let's listen.**

SLIDE: WISDOM SLIDE 1

Cue the hidden female volunteer to read the first passage from her



sheet, loudly and slowly. If your ministry has the capability, consider using a handheld mic.

Now, Solomon is asking us to use our imaginations. Imagining Lady Wisdom helps us think about what it means to listen to someone who is ready to teach and give us good advice as we seek to follow God.

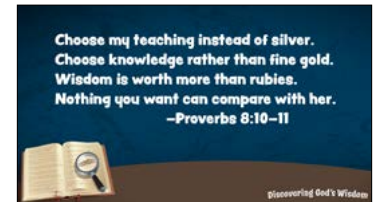
Take the marker out of the backpack. **Now that you've heard from Lady Wisdom, what kinds of things is she ready to teach us about her words of wisdom?**

Allow kids to respond, and record a list on the whiteboard or posterboard of what wisdom is, based on Proverbs 8:6–8: Wisdom is dependable, right, true; it hates evil and is both honest and not twisted/sinful. Thank kids for their help!

Lady Wisdom wants all people to listen. What she says is dependable and right and true—her words are wise, and she wants us to listen up. Wisdom hates evil, and what she says is honest, not sinful or twisted. If people listen to Lady Wisdom, they will know that what she says is good. In fact, wisdom is so important that other valuable things are worth less. Listen to this.

SLIDE: WISDOM SLIDE 2

Have your female volunteer read the second page of the Wisdom Sheet from her out-of-sight location.



What is worth less than wisdom? Allow responses, and record them on the whiteboard or posterboard: **Gold, silver, rubies. Why?**

Allow responses. **While physical possessions may seem at times to give us comfort, wisdom gives us guidance and peace of mind. And Solomon makes it really clear what is and is not God's wisdom through the voice of Lady Wisdom.**

Wisdom respects God and hates evil. Wisdom doesn't like things that are sinful: pride, bragging, evil ways, and twisted words (Proverbs 8:13). We can find good sense, understanding, and even power in Lady Wisdom's words (v. 14). Wisdom helps us make hard decisions and accomplish difficult tasks.

The Bible describes God's presence in lots of ways. When you read the Bible, you hear a lot about the Word of God, or the Law of God, or the wisdom of God. All these are ways of saying that God is available to us, with us always. He created the world and put everything in order. In Proverbs, Solomon writes from the perspective of Lady Wisdom, who says that God created wisdom as the first of His works. Before the mountains or fields or clouds, wisdom was there. Wisdom was with God as He created His wonderful world.

Wisdom belongs to God and was around long before God created us! Since wisdom has been around since before the world began, wisdom is worth listening to!

Hold up the jar of plastic jewels,

These jewels remind us that God's wisdom is more valuable than jewels. Those who listen to wisdom are wise and blessed; they find life. When we read Proverbs, God wants us to think about Lady Wisdom's voice and all that wisdom has to teach us about God's ways. God wants us to listen to wisdom."

Connecting the Wonder Truth

SLIDE: WONDER TRUTH

Pose the following question to kids to help them connect the Wonder Truth to God's big story:

"Our Wonder Truth today is **GOD WANTS US TO LISTEN TO WISDOM**. Where did you see our Wonder Truth in action in the story?"

Allow kids to answer freely.

God's presence is with us in a lot of ways. God is everywhere, and He created the world with order. Wisdom was a part of that order. When Jesus died and rose again, He defeated sin and restored our lives back into order. Now through Jesus, God's wisdom is revealed and given to us freely. We can know God's wisdom more clearly because of Jesus!"



Responding in Worship

SLIDE: RESPONDING IN WORSHIP

Talk about ways we can respond to what we are learning with next steps such as tithing, prayer, asking questions, and worship. Encourage kids to ask their SG leaders any questions they were wondering during the lesson.

*****Introduce this next song and invite kids to respond and participate in worship. There ARE motions to this video for AWWBS, kids may do the motions if they know them, or just worship and reflect.**

WORSHIP VIDEO: NAME ABOVE ALL NAMES



Blessing Your Kids

Speak a blessing over your kids. Use your own words, with this blessing as a guide if needed.

Blessing: May God help you listen to wisdom. May He teach you to speak words of truth and do what is right, as wise people do. And may you share God's wisdom with others wherever you go.