



ELEMENTARY LARGE GROUP

LESSON 1

WISDOM COMES FROM GOD

LESSON AT A GLANCE

WONDER TRUTH: God Is the Source of Wisdom

SCRIPTURE: Proverbs 1

GOD'S BIG STORY: God, who's the source of all wisdom, calls us to live wisely. In the book of Proverbs, God invites us to become wise, to learn His ways, and to walk in His ways.


WORD OF WONDER: Take hold of my words with all your heart. Keep my commands, and you will live. Get wisdom, and get understanding. Don't forget my words or turn away from them. —Proverbs 4:4b–5

CURIOSITY

BELIEF

FAITH

- Welcome Question: How would you explain the word wisdom to a friend?
- Curiosity Questions
- Object Lesson: Coin Flip Wisdom
- Declaring God's Wonder
- Prayer of Invitation
- Worship: Even Better, Faithful
- God's Big Story
- Connecting the Wonder Truth
- Responding in Worship: Name Above All Names
- Blessing Your Kids



INVITATION

We invite you to pause, listen, and shift your gaze toward the Father ...

LESSON AT A GLANCE

WONDER TRUTH: God Is the Source of Wisdom

SCRIPTURE: Proverbs 1

WONDER TRUTH: Proverbs 4:4b–5

Read Proverbs 1:20–23. These words give me hope. In a world swirling with loud ideas, unfiltered thoughts, and countless suggestions, the search for wisdom can feel daunting. But wisdom isn't locked away in a safety deposit box somewhere. It's not carrying on in the VIP lounge of some exclusive club. No, it's "out in the open" (Proverbs 1:20). It's available. It's ours if we'll take it.

It begins with God Himself. "The fear of the LORD is the beginning of knowledge" (Proverbs 1:7, NIV). God is a giver. When we seek Him with reverence and respect, He delights in giving us knowledge and understanding to act rightly. He doesn't dangle the carrot just to yank it away.

Do you believe that? I do, but sometimes I forget. Sometimes I think wisdom means using fancier words, listening to better podcasts, or quoting song lyrics I don't really understand. (Shh, don't tell anyone!) But wisdom actually means a deep, abiding fellowship with God. It comes through prayerful obedience. A life marinated in God's Word. God is the source of wisdom!

So, what kind of life are you leading? Is it a life that acknowledges God—a life of awe and wonder? Wisdom is out there, not tucked away in some back alley. It's ours if we'll take it. Time to wise up!

—**Michael Rade**

Care & Support Ministry Assistant; Itinerant Preacher

Contributor to Wonder Ink

DID YOU KNOW?

FOUNDATION BUILDING BLOCKS

WHO?

Most of the book of Proverbs is attributed to King Solomon, David's son (Proverbs 1:1). When God appeared to Solomon and told him to ask for anything he wished, Solomon asked for wisdom, which God was glad to give (1 Kings 3:1–15). These proverbs express that wisdom.

WHAT?

Proverbs is written “for gaining wisdom and instruction” (Proverbs 1:2, NIV). It says that all knowledge and wisdom begin with “fear of the LORD” (Proverbs 1:7, NIV), or as the NIV puts it, “respect for the LORD.” Everything good and wise comes from God.

WHERE?

These proverbs address the youth—especially young men—living in the land of Israel. The instructions are written from a father to a son, but a mother is sometimes included as well (Proverbs 23:22–25). This wisdom came from the royal courts of Israel, where Solomon ruled.

WHEN?

Solomon might have lived in the 900s BC. His proverbs fit with the structure and content of wisdom literature from the ancient Near East. There are similar collections of sayings from Egypt and Mesopotamia.

CONNECTING TO GOD'S BIG STORY

If all wisdom comes from the one true God, we expect God's Son to be a revealer of wisdom. Sure enough, the words of Jesus in Matthew 11:19 led many early Christians to view Him as the embodiment of God's wisdom (compare 1 Corinthians 1:24).

Large Group

Spark curiosity, encourage exploration, and get kids thinking about the wonder of God.

LESSON AT A GLANCE

WONDER TRUTH: God Is the Source of Wisdom

SCRIPTURE: Proverbs 1

WORD OF WONDER: Proverbs 4:4b-5

As kids arrive...

Around 20 minutes before service begins, display series theme loop.
Play high-energy music in the background.

LG Leader walks around the room on mic and greets kids by name as they enter the room. Be sure to move to their level and introduce yourself to any new friends. Welcome kids by name and greet them with enthusiasm. Be extra intentional about hearing and responding to what they say.

SLIDE: SERIES THEME LOOP

Welcome Question

Consider using a **30 or 2:00 Countdown** to let leaders and kids know it's almost time to begin!

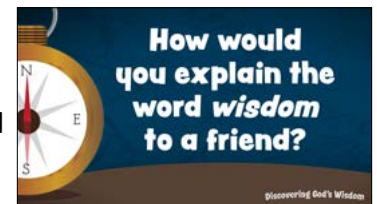
At Your Start Time...

SLIDE: WELCOME QUESTION

Warmly welcome kids by name. Kids love the affirmation of being welcomed by adults who know and care about them. This affirmation helps kids feel more comfortable participating, and you are reflecting who Jesus is.

Show them the Welcome Question and, as time allows, help them formulate their answers to the question by explaining the word wisdom to you. Have kids draw or write what wisdom looks like to them on the Welcome Question Board. Then encourage kids to share their answers with their small group.

"Wisdom is a word that isn't used a lot, so let me tell you how I'd explain it to my friend: Wisdom—godly wisdom—is knowledge and understanding that comes only from God as the Creator of all order in the world. It lets us make good and honorable decisions. It helps us act in right ways. But before we explore more about wisdom, it's time for small group!"



Small Group

While kids are in small group, consider sitting in the groups for a few minutes each. Engage and interact as is appropriate.

Countdown

After about 15 minutes of small group, give a 5 minute warning and begin the countdown.

VIDEO: COUNTDOWN

"Hey everyone! Welcome to our Large Group Worship time! My name is _____ and I'm excited to take this time to worship God, review what we just read, and talk about ways we can respond to what we are learning about God! I have a little game for us first today!"

Object Lesson: Coin Flip Wisdom

QUICK GAME!! 2-3 MINUTES

SUPPLIES: coin

SLIDE: COIN FLIP WISDOM

Ask kids to stand at the opposite side of the room, facing you. Then explain that kids can come give you a high five—but how they move will be determined by a coin flip.

"We are going to play a game where the goal is to get across the room and give me a high five. Sounds easy; but there is a catch: How you move across the room will be determined by a coin flip. With each flip, I'll give you two options for moving. For instance, if it's heads, you might take two hops forward or turn to your right. If it's tails, you'll take two hops backward or turn to your left. Expect a few collisions with each other or a wall, so let's move carefully!"

For each flip of the coin, switch up how kids move: hopping, skipping, taking baby steps, etc. If kids get close to you, redirect them with the movement option that distances them from you. Eventually, stop manipulating the process and allow one or more kids to give you a high five.

That probably took a lot longer than you thought, and here's why: We let a bit of chance decide where you went and how far you got. We can leave our decisions in life up to chance or figure out what to do on our own, or we can include God and His wisdom in the mix.

SLIDE: WONDER TRUTH

Today's Wonder Truth is **GOD IS THE SOURCE OF WISDOM**, so it's always best to include Him in our decisions! Let's explore that further now."



Declaring God's Wonder

SLIDE: DECLARATION

Read each line boldly and invite kids to repeat after you.

Thank You, God, that You are good! (Kids repeat.)

You made me on purpose, for a purpose. (Kids repeat.)

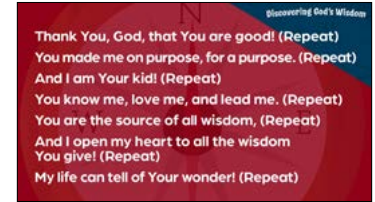
And I am Your kid! (Kids repeat.)

You know me, love me, and lead me. (Kids repeat.)

You are the source of all wisdom, (Kids repeat.)

And I open my heart to all the wisdom You give! (Kids repeat.)

My life can tell of Your wonder! (Kids repeat.)



Prayer of Invitation

Before entering into God's big story, lead kids in a prayer of invitation. Use the prayer here or your own words: **God, our lives are full of choices. We want to please You, so help us know what the wise thing is to do at all times, and in all ways. We love You! In Jesus' name, Amen.**

Worship

****NEW SONGS!** Consider sharing some about the songs you are going to sing. What they mean, why we sing them, why they are meaningful and important to you!

"We're going to stand and sing together! One way that we show love to God is to worship through song! So stand up, sing loud, and join in the motions with us. God loves to hear us sing praises to Him! Some of you will recognize this first song because we sang it at Adventure Week VBS! Let's stand together and sing!"

WORSHIP VIDEOS: EVEN BETTER, FAITHFUL

God's Big Story

SLIDE: GODS BIG STORY

"Let's start by watching part of God's big story directly from the Bible. Afterward, we will experience more of the story!"



Leader Tip: Proverbs 1:7 is often translated with the words "fear of the Lord." The underlying word for fear can convey more than simple terror; it can also mean awe and reverence. There's perhaps room for any of these interpretations, but be sure to help kids see that they don't need to be scared of God, their loving heavenly Father.

LESSON 1 WISDOM COMES FROM GOD

EXPERIENCE IT! SCRIPT

SUPPLIES: Bible, cardstock, scissors (prep only), pen or marker (prep only), backpack, tape, whiteboard or posterboard, dry-erase marker or marker, magnetic strips/tape(optional),adventurer costume (optional), treasure-hunt themed decorations (optional)

RESOURCES: [Bible Books Sheets](#), [Compass Sheet](#)

Ahead of time, print the Bible Books Sheets on cardstock and cut along the dotted lines. Print the Compass Sheet back-to-back onto cardstock and tear into five pieces—the main piece with the word *Proverbs* on it, and four other pieces. On the back of the four other pieces, write one of the following numbers and its corresponding word or Bible reference:

1. Solomon, 2. Proverbs 1:3, 3. Proverbs 1:8–9, 4. Proverbs 1:7.

Next, pack a backpack with the Bible, tape, the cutouts from the Bible Books Sheets, and the top piece of the Compass Sheet with the word *Proverbs* on it. Set up a place where you and the kids will work out clues, whether that's a whiteboard or posterboard taped to a wall.

Fold each of the four remaining compass pieces so the number faces out, and hide them around the large group space in easy-to-spot places. Consider dressing as an adventurer and decorating your space to reflect a treasure-hunting vibe.

SLIDE: WISE UP TREASURE HUNTING CLUB

"Hey there, everyone! Welcome to the Wise Up Treasure Hunting Club! I can't wait to get started, and I'm going to need your help. You see, this club isn't about finding gold and jewels and ancient artifacts. We're searching for something much harder to get our hands on: wisdom.


Anyone know what wisdom is? Pause to allow answers. Good thoughts! Wisdom is

knowledge and understanding that allows us to make good and honorable decisions and to act rightly. The kind of wisdom we're searching for comes from someone in particular: God. He is the creator of all order in the world, and knowledge comes from Him!

What book helps us learn more about God? Pause to allow answers, and take the Bible out of the backpack. The Bible! Flip through the pages as you explain: The Bible is a collection of all kinds of writings that are organized into books that tell one big story. Let's see ... Ah! Maybe this will help.

Move to the board. Write *The Bible* at the top of the board and draw an outline of a giant book. Take the book pictures and tape out of the backpack. (Option: Use magnetic tape or strips on the back of the book pictures so they can be reused for multiple services)

The Bible is made up of all kinds of writings. Some of the books of the Bible are called historical, which means they tell a true story about the world and God's people. Tape the Historical books to the board, under the title of The Bible. Other books of the Bible are called prophecy, which means they tell the words of people who proclaimed a message from God. Tape the Prophecy books to the board. The Bible also contains laws, letters, poetry, and praise songs. Tape up each set of books as you name them.



There's another kind of writing found in the Bible, and those are the wisdom books. Tape the Wisdom books to the board. **Books of wisdom teach people what it means to be wise. These books use poetry and short, meaningful statements called proverbs to help explain God's wisdom and what it means to live in a way that pleases God. One well-known book of wisdom in the Bible is the book of Proverbs.**

Reach into backpack to grab the Proverbs books, then act surprised when all you find is a scrap of paper with the word *Proverbs* on it.

Friends ... we've got a problem. This isn't the right picture. It's ripped! We've got to find the other pieces of this page. Use your hands to make binoculars. **Now scan the room to look for any pieces of paper that might belong to our missing picture. Once you've found one, quietly point to it.**

Invite the kids to look for the four missing pieces. Choose four volunteers to retrieve the pieces and bring them to you. Then open the paper marked with the number one and show the kids the word *Solomon* written on it.

Ah! These are all clues to help us understand more about the wisdom book of Proverbs! King David's son Solomon wrote some of the book of Proverbs. Solomon was the king of Israel and one of the wisest people to ever live. Do you know how he became wise? Allow kids to respond. **He knew God is the source of wisdom—that all knowledge and good judgment come from Him. So, Solomon asked God to give him wisdom instead of riches or long life, and God did! Solomon used his wisdom to lead Israel, and he wrote down wise proverbs so we can learn about God's wisdom too!**

Tape the piece marked with the number one to the Proverbs piece, fitting them together like a puzzle. Then unfold the paper marked with the number two and show the kids the Bible reference.

This second clue says, "Proverbs 1:3." Let's look it up! Look up and read Proverbs 1:3 directly from the Bible. **The words of these proverbs help us understand what is good and how to avoid making foolish decisions. They help us live God's way.**

Tape the piece marked with the number two to the Proverbs piece, fitting them together like a puzzle. Unfold the paper marked with the number three and show the kids the Bible reference.

This next clue says, "Proverbs 1:8–9." Let's look it up! Look up and read Proverbs 1:8–9. **This proverb also tells us that we should listen to advice from our parents or the people in charge of us. This isn't always the case, but grownups usually have experience to share and want what's best for us. If our parents teach us good and godly things and we listen, it's like a crown on our heads or necklace around our necks!**

Tape the piece marked with the number three to the Proverbs piece, fitting them together like a puzzle. Unfold the last paper marked with the number four and show the kids the Bible reference.

This last clue says, "Proverbs 1:7." Let's look it up! Hold your Bible open to Proverbs 1:7. **Even though Solomon was a wise man, he knew wisdom didn't come from himself. Listen to what He says: "If you really want to gain knowledge, you must begin by having respect for the LORD. But foolish people hate wisdom and instruction"** (Proverbs 1:7).

We shouldn't listen to anyone who wants us to do bad things or those who are in a hurry to sin, or do wrong things, themselves. Instead, we can listen to the voice of wisdom. Solomon imagines wisdom like a woman who is calling out all over a city, inviting everyone to leave foolish ways and come learn the wise ways of the Lord. If we ignore God's wisdom for too long, we face the consequences of our foolish choices.

Tape the piece marked with the number four to the Proverbs piece, fitting them together like a puzzle.

Hey! There's a picture on the back of all these pieces. Wanna see it? Flip the completed picture over and together read the Wonder Truth phrase: **God is the source of wisdom! All wisdom begins with God! He made the whole world and everything good in it. When we respect God and live His way, we are off to a good start! Only a foolish person would reject learning from God; people who are wise know that we should go to Him first.**

God invites us to become wise, to learn His ways, and to walk in His ways. As we explore Proverbs, we can remind ourselves to go to God for wisdom and understanding. God is the source of wisdom!"

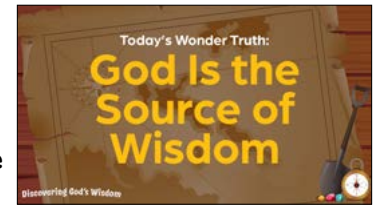
Connecting the Wonder Truth

SLIDE: WONDER TRUTH

Pose the following question to kids to help them connect the Wonder Truth to God's big story:

"Our Wonder Truth today is **GOD IS THE SOURCE OF WISDOM**. Where did you see our Wonder Truth in the story? Allow kids to answer freely.

All wisdom comes from the one true God! That means Jesus—who is God—shows us what wisdom looks like! Jesus said, "By wise actions wisdom is shown to be right" (Matthew 11:19). Jesus' words and actions show us that wisdom is always good and right!"



Responding in Worship

SLIDE: RESPONDING IN WORSHIP

Talk about ways we can respond to what we are learning with next steps such as tithing, prayer, asking questions, and worship. Encourage kids to ask their SG leaders any questions they were wondering during the lesson.

***Introduce this next song and invite kids to respond and participate in worship. There ARE motions to this video for AWWBS, kids may do the motions if they know them, or just worship and reflect.

WORSHIP VIDEO: NAME ABOVE ALL NAMES

Blessing Your Kids

SLIDE: BLESSING

Speak this blessing over your kids, as a group or as individuals. If you bless kids individually, insert each name into the blessing.

Blessing: May our loving God, who is the source of all true wisdom, make you wise in all you think, say, and do, today and all the days of your life.

