

LESSON 3

PAUL AND BARNABAS

LESSON AT A GLANCE

WONDER TRUTH: The Holy Spirit Gives Us Power

SCRIPTURE: Acts 13

GOD'S BIG STORY: The Holy Spirit sends Paul and Barnabas to tell others about Jesus. When Elymas tries to stop them, the Holy Spirit gives Paul and Barnabas power to carry out their mission.

WORD OF WONDER: Don't live the way this world lives. Let your way of thinking be completely changed. Then you will be able to test what God wants for you. And you will agree that what he wants is right. His plan is good and pleasing and perfect. —Romans 12:2

CURIOSITY

BELIEF

FAITH

- Welcome Question: What is something that must be charged before it works?
- SMALL GROUP
- Interactive Game: Face-Off!
- Prayer of Invitation
- God's Big Story
- Connecting the Wonder Truth
- Responding in Worship
- Blessing Your Kids



INVITATION

We invite you to pause, listen, and shift your gaze toward the Father ...

LESSON AT A GLANCE

WONDER TRUTH: The Holy Spirit Gives Us Power

SCRIPTURE: Acts 13

WORD OF WONDER: Romans 12:2

As you flip through the pages of God's Word, you are likely filled with awe at the amazing things God does. He spoke the universe into existence. He made a donkey talk, destroyed cities with fire from heaven, and made the sun stand still for an entire day. Then we read about all the times God's power was displayed through others. Demons were cast out, the lame were healed, the dead were raised to life ... all from mere humans in the name of Jesus.

Living in the twenty-first century, we can forget that miracles still happen. God's power isn't just limited to Bible times. Take some time to read Acts 13:1–12. You may never face a situation like Paul and Barnabas did with Elymas, but God still has a plan for your life. And that plan will not be something you can do on your own.

With the Spirit's power helping you, you can speak the right words to a child or friend who is lost. You can do the right thing when your heart wants to do the opposite. You can do exactly what God has called you to do, no matter how hard it may be or how ill-equipped you may feel. Spend time in prayer. In what areas do you need power so you can do what God has called you to do?

—Amber Pike

Kidmin Leader and Author

Contributor to Wonder Ink

DID YOU KNOW?

FOUNDATION BUILDING BLOCKS

WHO?

In Acts 13:9, Luke first tells us that Saul was also called Paul. Jews could be given an alternative Roman name at birth, and *Paul* became the preferred name when traveling outside Jewish circles. The name has nothing to do with his following Jesus.

WHAT?

“Blindness” almost always has a metaphorical meaning in the Gospels and Acts. The magician Elymas had the role of advisor, but he was leading the proconsul astray as a false prophet. Thus he becomes temporarily blind and has to himself be led (Acts 13:11).

WHERE?

The island of Cyprus is in the Mediterranean Sea, and it was known to have a prominent Jewish community. Acts 4:36 tells us that Barnabas is from Cyprus, and his connections may have been the reason for the missionaries to travel there.

WHEN?

Sergius Paulus governed Cyprus around 45–46 AD. He was a Roman senator, and Luke gives the accurate name for this proconsul.

CONNECTING TO GOD'S BIG STORY

God commanded His people to test prophets for falsity (Deuteronomy 18:20–22). Similar cautions are found in 1 John 4:1–3. No one who denies that Jesus came as God “in the flesh” speaks for God, and only the Spirit of God speaks for God.

Large Group or Small Group

Spark curiosity, encourage exploration, and get kids thinking about the wonder of God.

LESSON AT A GLANCE

WONDER TRUTH: The Holy Spirit Gives Us Power

SCRIPTURE: Acts 13

WORD OF WONDER: Romans 12:2

As kids arrive...

Around 20 minutes before service begins, display series theme loopPlay high-energy music in the background.

LG Leader walks around the room on mic and greets kids by name as they enter the room. Be sure to move to their level and introduce yourself to any new friends. Welcome kids by name and greet them with enthusiasm. Be extra intentional about hearing and responding to what they say.

SLIDE: SERIES THEME LOOP

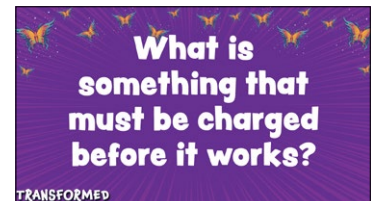
Welcome Question

Consider using a **30 or 2:00 Countdown** to let leaders and kids know it's almost time to begin!

At Your Start Time...

SLIDE: WELCOME QUESTION

Leader Tip: Visual aids help make lessons memorable for kids! Consider bringing several items and their chargers from home, such as a phone, tablet or laptop, and rechargeable batteries. Let a device run low on battery and show it to kids at the start of CURIOSITY. Then plug it into its charger and check it again during IDENTITY to see if it has more power.



At your service start time, call attention to the Welcome Question on the screen and invite Small Group Leaders to begin: **What is something that must be charged before it works?**

"You all did a great job brainstorming different objects that need charged so they can have power to work! Today, we're going to learn that the Holy Spirit gives us power so we can do what God calls us to do and become more like Jesus.

SLIDE: WONDER TRUTH

Today's Wonder Truth is **THE HOLY SPIRIT GIVES US POWER.** We'll learn more about that starting in small group!"



Small Group

While kids are in small group, consider sitting in the groups for a few minutes each. Engage and interact as is appropriate.

Countdown

After about 15 minutes of small group, give a 5 minute warning and begin the countdown.

VIDEO: COUNTDOWN

"Hey everyone! Welcome to our Large Group Worship time! My name is _____ and I'm excited to take this time to worship God, review what we just read, and talk about ways we can respond to what we are learning about God! I have a little game for us first today!


Interactive Game: Face-Off!

SUPPLIES: painter's tape, table tennis balls (2 per 10–12 kids), sanitizing wipes (1 pack per group), drinking straws (1 per kid)

Ahead of time, mark start and finish lines on the floor with painter's tape. You'll need separate lines for each group of 10–12 kids, with the same distance between each start and finish line.

SLIDE: Face-Off!

Gather kids in groups of 10–12. (Or if your group is small, kids can form two groups.) Give each group two table tennis balls. Select two kids from each group to face off against each other to see who can be the fastest to blow his table tennis ball from the startline to the finish line. Allow each kid to face off against another kid at least once. Between races, clean the table tennis balls with a sanitizing wipe.



When everyone has had a chance to compete at least once, give each kid a straw.

"You all did a pretty good job blowing your table tennis balls from the start line to the finish line. It was a little tough though, wasn't it? We're going to try the race again, and this time you're going to have some help that gives you more power.

Let everyone face off one more time. This time, kids will blow through a straw to move their table tennis balls to the finish line. Clean the table tennis balls between races with sanitizing wipes.

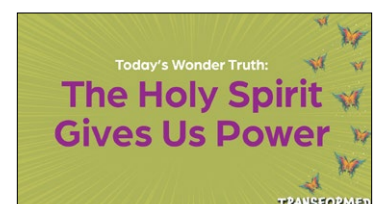
Make It Inclusive!

For groups with kids who can't sit and move on the floor, this game can be completed on a hard surface such as a table.

When everyone has raced at least one more time, invite kids to throw away their straws and gather together. **"The second time you raced was easier than the first because the straw helped concentrate your breath directly on the table tennis balls. Your breath became more powerful when it was focused through the straw. We'll see in God's big story today that the Holy Spirit gave Paul and Barnabas power to help them do what God wanted them to do.**

SLIDE: WONDER TRUTH

Today's Wonder Truth is **THE HOLY SPIRIT GIVES US POWER.**"



Declaring God's Wonder

SLIDE: DECLARATION

Read each line boldly and invite kids to repeat after you.

Thank You, God, that You are good! (Kids repeat.)

You made me on purpose, for a purpose. (Kids repeat.)

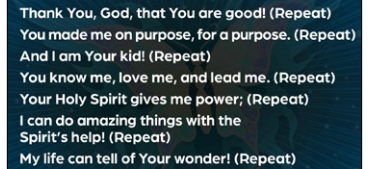
And I am Your kid! (Kids repeat.)

You know me, love me, and lead me. (Kids repeat.)

Your Holy Spirit gives me power; (Kids repeat.)

I can do amazing things with the Spirit's help! (Kids repeat.)

My life can tell of Your wonder! (Kids repeat.)



Thank You, God, that You are good! (Repeat)
You made me on purpose, for a purpose. (Repeat)
And I am Your kid! (Repeat)
You know me, love me, and lead me. (Repeat)
Your Holy Spirit gives me power; (Repeat)
I can do amazing things with the Spirit's help! (Repeat)
My life can tell of Your wonder! (Repeat)

TRANSFORMED

Prayer of Invitation

Before entering into God's big story, lead kids in a prayer of invitation. Use your own words with this prayer below as a guide if needed:

Father, thank You for this time to learn more about You. We invite the Holy Spirit to lead us and fill us with power so we can share the love of Jesus with others. In Jesus' name, Amen.

Worship

Consider sharing some about the songs you are going to sing. What they mean, why we sing them, why they are meaningful and important to you! Remember that some kids may have no idea why we worship or what we are doing! Invite all kids to stand up, and to move closer to the stage to participate all together.

WORSHIP VIDEOS: [Alive with You](#), [Jesus Is Peace](#)

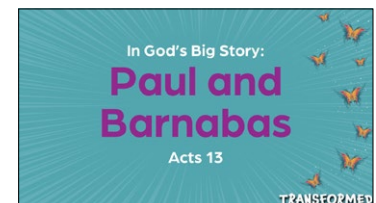
God's Big Story

SLIDE: TITLE SLIDE

Explain that Acts is in the New Testament and comes after the Gospel of John and tells the story of the first followers of Jesus.

"Let's start by watching part of God's big story. Afterward, we will watch and experience more of the story!"

VIDEO: [GODS BIG STORY](#)



TRANSFORMED


LESSON 3 PAUL AND BARNABAS EXPERIENCE IT! SCRIPT

SUPPLIES: first-century costumes/robes(3), sunglasses, crown, chair, cape, highlighter (optional)

RESOURCES: Sound Effects: Spotify Playlist:

Transformed Lesson 3 Sound Effects or scan QR Code.

Ahead of time, gather items for three first-century costumes. Each costume might include a simple tunic and a rope to use as a belt. Gather the other supplies and set them to the side of the stage area. Consider inviting a youth or adult volunteer to play the sound effects at the appropriate times.



Leader Tip: *Saul and Paul are two names for the same person. Saul is Hebrew and was often used with a Jewish audience, while Paul is Greek and was often used with a Roman audience. The Experience It! Script uses both names interchangeably, so if kids get confused, simply pause to explain.*

"I want to ask you a question. Who loves it when someone doesn't tell the truth?" Pause for kids to respond.

I know I don't love it! In God's big story today, we'll meet a man who didn't tell the truth. He wanted to keep others from listening to our friend Saul, who also went by the name Paul, and his buddy Barnabas. Some of you might remember Saul—the man who God transformed from one of the greatest enemies of the early Christians to one of their greatest missionaries! When Jesus chose Saul to carry the good news, Saul became blind for three days until another follower of Jesus could come and pray for him. As soon as Paul was able, he went out and began telling everyone that Jesus is the Messiah. Many people listened because God had completely turned Saul's life around.

Sometime later, Paul became one of the leaders in the church of Antioch in Syria. One day when all the teachers and prophets were praying, the Holy Spirit sent them a message. The Holy Spirit—who is the presence of God with the followers of Jesus—said Barnabas and Saul should go on a special mission.

Jesus wanted His followers to spread the news that everyone could turn to God to be forgiven of the wrong things they had done. At last, a Savior had come who could set all people free, but first they needed to hear about Him!

Barnabas and Saul went on a mission trip to share this good news with anyone who would listen, and their friend John Mark traveled with them as their helper. They got on a boat and sailed all the way to the island of Cyprus. Here they expected to find many Jewish people who honored God.

*Play the Pirate Ship Sound Effect and display the **Cyprus Map Slide**. I need some help telling the rest of the story.* Choose three kids to play the part of the three missionaries: Paul, Barnabas, and John Mark. Help them put on their costumes. Give Paul a pair of sunglasses to hold until later in the story. Invite the three actors to the stage and encourage them to pantomime getting on a boat and traveling across the Mediterranean Sea. They can travel from one end of the stage area to the other while the Maritime Sound Effect continues to play.



Leader Tip: For Younger Kids. If your group includes younger kids, invite them to follow you on a journey, imagining they are traveling in a boat across the Mediterranean Sea. Arrive back at your original teaching area and encourage kids to return to their seats.

Stop the *Pirate Ship Sound Effect*. **Barnabas and Saul must have created quite a stir on the island of Cyprus** (play *Crowd Sound Effect*), **for the government leader named Paulus heard about Barnabas and Saul, and he asked them to come and meet with him.**

Choose another kid to play the part of Paulus. Give him a crown. Place a chair on the stage and invite him to sit in it, pretending it is a throne.

Gesture toward the kid in the chair **Paulus was excited to meet Saul and Barnabas and to hear the word of God. But there was one problem.** (Play *Shock Horror(dun dun dun) Sound Effect*). **One of Paulus' trusted advisors was a Jewish magician and false prophet named Elymas.**

Choose a kid to play the part of Elymas. Help Elymas tie on the cape.

Back then, magicians deceived people by pretending they spoke for God, but God had told His people to stay far away from practicing magic. Elymas knew if his boss listened to Barnabas and Saul, he would be out of a job! So when the missionaries spoke, Elymas told Paulus not to listen.

Invite the kids playing Paul and Barnabas to pretend they are speaking to Paulus, who is sitting in the chair. John Mark can look on from a distance. As Paul and Barnabas speak, Elymas can gently cover Paulus' ears.

Elymas was doing everything he could to capture and hold back the hearts of others so they would not believe in Jesus. Before Jesus had turned his life around, Saul himself had tried to put followers of Jesus in chains. Now Saul—using his Roman name Paul—was filled with the Holy Spirit as he looked right at Elymas. Encourage the kid playing Paul to look directly at Elymas.

Paul said, "You are a child of the devil! You are an enemy of everything that is right! You cheat people. You use all kinds of tricks. Won't you ever stop twisting the right ways of the Lord? Now the Lord's hand is against you. You are going to go blind. For a while you won't even be able to see the light of the sun" (Acts 13:10–11). Ask the kid playing Paul to carefully put the sunglasses on Elymas.

Just as Paul had been struck blind when he was confronted for trying to keep people from believing in Jesus, Elymas became temporarily blind and had to search for someone to lead him!

Walk to Elymas and gently guide him off the stage area.

When the government leader Paulus saw what had happened, he knew the Spirit of God was with the missionaries. (Play the *Wow Sound Effect*). **Paulus was ready to listen to their teaching about Jesus.** The kids playing Paul and Barnabas can pretend to talk to Paulus, while Paulus listens attentively.

All this proved that no magic powers, no lying words, and no forces of evil are able to stand in the way of what God plans. Jesus sent the Spirit to be with His people so we can face any danger or obstacle as we carry out our mission from God. Alone, God's people are not enough to overcome evil, but the Holy Spirit gives us power to do so. Encourage kids to repeat the Wonder Truth after you: **The Holy Spirit gives us power!**

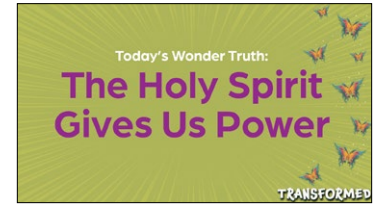
Thank your kid volunteers and collect their costumes.

Connecting the Wonder Truth

SLIDE: WONDER TRUTH

Pose the following question to kids to help them connect the Wonder Truth to God's big story:

"Our Wonder Truth today is **THE HOLY SPIRIT GIVES US POWER**. Where did you see our Wonder Truth in the story? Allow kids to answer freely.



A false prophet is someone who claims to speak for God but does not, such as Elymas in today's story. Throughout the Old and New Testaments, God cautions His people against false prophets and instructs them to test prophets to see if they are false. No one speaks for God if they say Jesus is not God, and only the Spirit of God speaks for God. That same spirit is in us when we follow Jesus!"

Responding in Worship

SLIDE: RESPONDING IN WORSHIP

Talk about ways we can respond to what we are learning with next steps such as tithing, prayer, asking questions, and worship. Encourage kids to ask their SG leaders any questions they were wondering during the lesson.

***Introduce this next song and invite kids to respond and participate in worship. There are no motions to this video. Kids should still stand and leaders should model worship like they would in adult service. Please refer to the Worship Posture Tutorial on the resource page before leading.



WORSHIP SONG: YOUR GREAT NAME

Blessing Your Kids

SLIDE: BLESSING

Speak a blessing over your kids, Use your own words with the blessing below as a guide if needed.

Blessing: May God recharge you this week as you invite His Holy Spirit to work in you. The power He gives will help you follow Jesus. Go in the strength and courage that comes from God!

