

AWVBS 2024

PRESCHOOL

SMALL GROUP LEADER GUIDE





What this week is about...

THEME VERSE:

Trust in the Lord with all your heart, and do not rely on your own understanding.
Proverbs 3:5

THEME MOTTO:

God's Truth Never Changes!

DAILY LESSONS:

DAY 1:

Bible Story: Satan Tricked Adam and Eve
(Genesis 2–3)

Today's Point: Truth comes from God.

Some People Say: Truth can be different
for different people.

God Says: Truth comes from Me.

DAY 2:

Bible Story: Daniel Chose God's Way
(Daniel 1)

Today's Point: God's plan is best.

Some People Say: Do what makes you
happy.

God Says: My plan for you is even better.

DAY 3:

Bible Story: The Rich Young Ruler (Mark
10:17-27)

Today's Point: Everyone needs Jesus.

Some People Say: Being a good person
gets you into heaven

God Says: Everyone sins and needs a
Savior.

DAY 4:

Bible Story: The Power of the Holy Spirit
(Ephesians 3:16-4:6)

Today's Point: The Holy Spirit changes us.

Some People Say: Follow your heart to be
good.

God Says: The Holy Spirit will teach you
what is good.

Sharing **THE GOSPEL** with kids

The word gospel means “good news.” It is the message about Christ, the kingdom of God, and salvation. Use the following guide to share the gospel with kids.






The Goal: Consistent, Frequent, and Low-Pressure

Kids can trust Christ as Savior, and many of them do! Often, the ones who trust Him have heard consistent and frequent explanations of the gospel at home and church. However, young children are very eager to please adults, so we must be careful of what we say and how we present the Gospel. The child should take the initiative. Avoid directly asking a child if he or she wants to trust Christ as Savior, unless the child has been asking questions and showing clear signs of readiness to make this decision. It is also wise to avoid invitations where kids raise their hand or come to the front of the room to show their desire to trust Christ. Not only do children want to please adults, but they are also prone to copy the behavior of other children. Instead, simply gives children the opportunity to talk to a leader or ask questions.

You Are A Gospel Seed Planter

Overall, you should see your evangelistic role as a gospel seed planter. You are laying a foundation of biblical truth and repeating the gospel message clearly, consistently and frequently, so kids will be prepared to understand and receive the gospel when they are ready. Children often need to hear the gospel message many times before they can understand and respond to it.

What to say:

-  **GOD RULES.** The Bible tells us God created everything, including you and me, and He is in charge of everything. (Genesis 1:1; Revelation 4:11; Colossians 1:16-17)
-  **WE SINNED.** Since the time of Adam and Eve, everyone has chosen to disobey God. (Romans 3:23) The Bible calls this sin. Because God is holy, God cannot be around sin. Sin separates us from God and deserves God’s punishment of death. (Romans 6:23)
-  **GOD PROVIDED.** God sent His Son, Jesus, the perfect solution to our sin problem, to rescue us from the punishment we deserve. It’s something we, as sinners, could never earn on our own. Jesus alone saves us. (John 3:16; Ephesians 2:8-9)
-  **JESUS GIVES.** Jesus lived a perfect life, died on the cross for our sins, and rose again. Because Jesus gave up His life for us, we can be welcomed into God’s family for eternity. This is the best gift ever! (Romans 5:8; 2 Corinthians 5:21; 1 Peter 3:18)
-  **WE RESPOND.** We can respond to Jesus. The ABCs of Becoming a Christian is a simple tool that helps us remember how to respond when prompted by the Holy Spirit to receive the gift Jesus offers.

Day 1 SMALL GROUP



TRUTH COMES FROM GOD

WELCOME

SAY: “Hey kids! Welcome to Adventure Week VBS! Today we’ll hear a true story from the Bible about someone who pretended to be a snake so he could trick a man and woman. The man and woman learned that some people do not tell the truth, but that God always tells the truth. Today’s point is **Truth Comes from God**. Can you say that with me?”

- Hold up a Bible. Explain that the Bible is a book that is from God and teaches about God.
- Tell preschoolers that the Bible is one big book that has many smaller books in it.
- Show kids the table of Contents. Point out that the Bible has two main parts: the Old Testament and the New Testament. Today’s story is from the Old Testament in the book of Genesis. Show them the word Genesis on the contents page, and then turn to it.
- Tell boys and girls that everything in the Bible is true because it comes from God. Truth comes from God.

TELL THE BIBLE STORY

- Open your Bible to Genesis 2 and invite kids to say this with you:
“I open my Bible and what do I see? God’s Big Story waiting for me!”

SAY: “Some people say that truth can be different for different people, but God says that truth comes from Him. Today’s point is **Truth comes from God**. Can you say that with me?”

- As you tell the story, you will place the items listed in red in front of kids.

SATAN TRICKED ADAM AND EVE

Genesis 2–3

- Place the **Bible Story Picture** so it is visible to all kids.

“In the beginning, God created the world. He created a man named Adam and a woman named Eve (man and woman). He placed them in the garden of Eden. God said, “You can eat from any tree in the garden except the tree of knowing good and bad. (tree) If you do, you will die.”

One day Satan, who is God’s enemy, pretended to be a snake (snake) and he talked to Adam and Eve. He wanted to trick them into thinking God’s words were not true. The snake said, “Did God really say, ‘You can’t eat from any tree in the garden?’

Eve said, “We can eat from any tree in the garden except the tree of knowing good and bad. God said, ‘You must not eat it or even touch it, or you will die.’ Satan wanted Adam and Eve to choose to do what they wanted to do instead of obeying God. The snake (Satan) said, “No. God knows that when you eat the fruit, you will be like Him, knowing good and bad.”

BIBLE STORY:

Satan Tricked Adam and Eve (Genesis 2–3)

TODAYS POINT:

Truth comes from God.

SOME PEOPLE SAY:

Truth can be different for different people.

GOD SAYS:

Truth comes from Me.

SMALL GROUP PREP

- Bible
- Bible Story Picture (1/rotation)
- Memory Verse Poster (1/rotation)
- Bible Story Sequencing Pictures (1/set/crew/rotation)
- “Verse Tree Leaves” (1 set/crew)
- Items for Bible story: two figurines (man and woman), tiny fake tree, toy/stuffed snake, small ball with a sad face drawn on one side and a happy face on the other, cross
- Shovels (1/kid/rotation)
- Shallow tray of sand (1 set/crew/station)
- Tablecloths (1/tray of sand)
- Brown butcher paper (for tree)
- clear tape
- Sand timer

Day 1 SMALL GROUP cont.



Eve saw that the fruit looked delicious, and she chose to disobey God. Eve took the fruit and ate it. Then she gave some to Adam and he ate it too. After Adam and Eve ate the fruit, they knew about good and bad. Adam and Eve knew that what they had done was wrong. (sad face)

Their choice was against God's plan for them. God told them that since they disobeyed Him, they would one day die. He said they would have to leave the garden and would have pain and trouble in their lives. God also told Satan what would happen to him for tricking Adam and Eve. One day, God would send someone to win against Satan. God's words were true. God sent Jesus, (cross) who was born many years later. Jesus told people that God loves them and wants to forgive them."

REVIEW THE BIBLE STORY

- Display "Bible Story Picture 1" Invite a volunteer to hold the Bible story picture.
- Ask: "Who were the first man and woman that God created?" (Adam and Eve) - hold up *man and woman*
- Ask: "What did Satan pretend to be?" (a snake) - hold up the *snake* again
- Ask: "What question did Satan ask to trick Adam and Eve?" (Did God really say, 'You can't eat from any tree in the garden?') - hold up the *tree*
- Remind preschoolers that Satan told a lie - hold up *sad face*, but God tells the truth, flip to the *happy face*.
- Ask boys and girls who God sent to win against Satan? (Jesus) - hold up the *cross*

SAY: "God said He would send Jesus to beat Satan and He did! Jesus loves us and forgives us when we disobey God."

- Remind kids that truth comes from God. We can trust Him and what He teaches us in the Bible.
- Pray. Thank God that we can always know what is true when we listen to Him and obey Him.

LIVE IT: DIG WITH SHOVELS

Supplies: Bible, "Sequencing Pictures", one bin per crew with enough sand to cover pictures with a 1- to 2-inch depth of sand, small plastic shovels

- To Prepare: Bury the "Sequencing Pictures" in the bins of sand. Place sand trays on tablecloths to minimize cleanup.
- Remind boys and girls that God created the world, including beaches, the sand on beaches, and even each boy and girl!
- Explain to preschoolers that they are going to dig in sand with shovels to find pictures from today's Bible story.
- Tell kids that once they have uncovered all of the pictures, they will work together to put them in order.
- Invite boys and girls to recall the story once they have put the pictures in order.
- Remind preschoolers that Adam and Eve learned that some people lie but God tells the truth.

SAY: "We can trust what God says because truth comes from God!"

*****Optional potty break here if needed.**



Day 1 SMALL GROUP cont.



KNOW IT- MEMORY VERSE:

SAY: *“In today’s story we heard that Adam and Eve chose to disobey God instead of trusting what He said. Our Bible verse this week tells us that we can trust in what the Lord says instead of what we think. I’ll read it to you and then we can practice it together.*

- Show preschoolers the “**Bible Verse Poster**” and read the verse to them. Use the following motions:
 - **Trust (clasp hands in front of them)**
 - **Lord (point up to the sky)**
 - **Heart (cross arms over heart)**
 - **Understanding (point to head)**
- Explain that boys and girls will get to practice saying the verse.
- Invite boys and girls to lie down on the ground and whisper the verse.
- Instruct kids to sit up and say the verse a little louder.
- Continue saying the verse a little louder as kids change positions a little each time until they are standing up.
- Once kids are standing, they should shout the verse aloud.
- Remind boys and girls of Today’s Point (Truth comes from God.) and ask them to say it with you.
- Invite kids to pray and thank God that truth comes from Him.

CRAFT CONNECTION- MAKE A VERSE TREE:

- **PREP AHEAD:** Ahead of time, use brown butcher paper to make a large tree with bare branches on the wall of the classroom. Kids will be taping their leaves to the branches/wall.
- Give each crew a set of the “**Verse Tree Leaves**” and read the verse to them.
- Instruct crew leaders to pass out one leaf per kid, and instruct kids to color their leaf.
- When their crew is finished, tell crew leaders to help their kids get in the correct order of the memory verse and say it together 2 times.
- They will then come to a branch of the tree and tape their leaves in correct order of the verse either on the branches or on the wall beside the branches.

OPTIONAL EXTRA ACTIVITY: PLAY A GUESSING GAME

Supplies: Bible, sand timer

- Remind kids that Adam and Eve chose to disobey God. Explain: “To obey means to do what someone says. God asks us to obey what He says in the Bible. To disobey means to not do what God asks.”
- Ask preschoolers to tell what God asked Adam and Eve not to do. (Not to eat from the tree of knowing good and bad.)

SAY: *“One reason Adam and Eve disobeyed God was because they chose to believe what Satan said instead of what God said.”*

- Ask: “What animal did Satan pretend to be when he tricked Adam and Eve?” (a snake)
- Explain that preschoolers will take turns acting like an animal while other children guess what animal they are.
- Use a sand timer to limit how much time a child has to act out his animal
- When another child guesses correctly, he can have a turn.
- Remind boys and girls that the Bible says that God created the world, which includes each of them, the animals, and the beaches. They can trust and obey God because **truth comes from God.**



Day 2 SMALL GROUP

GOD'S PLAN IS BEST

WELCOME

SAY: "Hey kids! Welcome to Day 2 of Adventure Week VBS! If this is your first night here, we're so excited to have you. If this is your second night here, welcome back! My name is _____ and I'm going to share a true story from the Bible with you about a man named Daniel! Today's point is God's Plan is Best. Can you say that with me?"

- Hold up a Bible. Explain that the Bible is a book that is from God and teaches about God.
- Tell preschoolers that the Bible is one big book that has many smaller books in it.
- Show kids the table of Contents. Point out that the Bible has two main parts: the Old Testament and the New Testament. Today's story is from the Old Testament in the book of Daniel. Show them the word Daniel on the contents page, and then turn to it.
- Tell boys and girls that everything in the Bible is true because it comes from God. Truth comes from God.

TELL THE BIBLE STORY

- Open your Bible to Daniel 1 and invite kids to say this with you:

"I open my Bible and what do I see? God's Big Story waiting for me!"

SAY: "Some people say to do what makes you happy, but God says, "My plan is better for you." Today's point is God's plan is best. Can you say that with me?"

- Pass out the story bags, one per crew. As you tell the story, you will instruct the crew leaders to pull out the items in red.

DANIEL CHOSE GOD'S WAY

Daniel 1

- Place the **Bible Story Picture** so it is visible to all kids.

Daniel and his family and friends lived in Jerusalem when King Nebuchadnezzar (crown) from Babylon attacked their city. This king was not a follower of God. He did not believe in or obey God.

The king told one of his chief officers to bring back some of the young men from Jerusalem. The king wanted them to serve in his palace.

The king ordered that the young men be served the same food that he ate. These men would be trained for three years and would then work for the king. (4 people) Four of the young men taken from Jerusalem were Daniel and three of his friends.

At that time, there were certain foods that God had commanded His people not to eat. When Daniel found out that the king's food was against God's plan, Daniel chose to obey God instead. Daniel asked the chief officer to serve him and his friends only vegetables and water. (vegetable) ASK: Why did Daniel ask for this favor?



2

BIBLE STORY:

Daniel Chose God's Way (Daniel 1)

TODAYS POINT:

God's plan is best.

SOME PEOPLE SAY:

Do what makes you happy.

GOD SAYS:

My plan for you is even better.

SMALL GROUP PREP

- Bible
- Day 2 Bible Story Picture (1/rotation)
- Memory Verse Poster (1/rotation)
- Bible Story Bag (1 bag/crew/station)
 - brown paper sack, crown, 4 little people/figures, a fake vegetable, a noisemaker (ie: hand clappers)
- beach ball (1/rotation)
- bucket (1/1-2 crews plus 1 for leader)
- seashells (1/kid) plus 5-10 for leader
- white butcher paper (3-4 feet per crew)
- washable paint (several colors)
- paint brushes
- shallow bowls/cups with water
- painting smocks
- Music player and AWVBS Playlist

Day 2 SMALL GROUP cont.



The chief officer was worried that if Daniel and his friends didn't look as good as the other men who ate the king's food, the king would be angry. So, Daniel asked the guard to let them eat only vegetables and drink water for 10 days.

ASK: *How do you think Daniel and his friends looked after the 10 days?*

After ten days, the guard discovered that Daniel and his friends were healthier and stronger than all the other men who had been eating the king's food! He allowed the four friends to continue eating the food that followed God's plan for them.

After three years of training, King Nebuchadnezzar found that Daniel and his friends were the best of all. Because the friends chose to follow God's plan, God gave them knowledge and understanding. Daniel was able to understand visions and dreams. None of the other men could compare to them. Because of this, the four friends became attendants to the king. The king found the four friends even wiser than the other men who worked for him. Yay!" (noisemaker)

REVIEW THE BIBLE STORY

- Instruct kids to put their items back in the story bags.
- Display "Bible Story Picture Day 2"
- Help kids understand that this story is not about what kinds of food we should and should not eat. It is about following God's plan for us and knowing that God's plan is best.
- Explain to preschoolers that Daniel could have just eaten the food the king offered. It might have tasted good and maybe been even better than their vegetables!

SAY: *"But Daniel knew it was not what God wanted. Choosing to obey God when Daniel was young helped him when he grew older and had to make even harder choices. Daniel knew that God's plan is always best!"*

- Ask boys and girls to share what happened when Daniel followed God's plan. (He grew healthier and stronger than other men, and he was chosen as one of the king's helpers.)
- Pray. Thank God that He has a plan for each of us and that we can know His plan is best.

LIVE IT- SHELL SCAVENGER HUNT:

PREP: Before class, hide seashells around the room. One per kid.

- Divide into groups of 1-2 crews. Give each group a bucket.
- Tell them that they are going on a hunt to find seashells!
- Play a song from the AWVBS playlist and challenge kids to walk around the room and pick up a shell. Once they have found one, they can come to the center of the room and sit while the song finishes.
- Ask kids how many of them have ever collected shells at the beach. One at a time, invite each kid to place his shell in their group bucket and share something good he did for someone else that day (or that week). As each child answers, ask him to be seated again.
- Continue until everyone has had a chance.



Day 2 SMALL GROUP cont.



- Once everyone is seated, shake your bucket gently and comment about how many good things are represented by the shells.

SAY: *“These shells represent a lot of good things. What if all these were done by one person? Would that be enough good things for that person to get to heaven?” (No!) It is not about the good things we have done, but it is about what God did for us when he sent Jesus. And because we know how much Jesus loves us and that God’s Plan is Best!, we want to do things God’s way. The best way!*

In today’s Bible story, Daniel and his friends chose to follow God’s plan. If they had a bucket of shells for all the vegetables they ate, I bet it would be a lot like our bucket. Can everyone say Today’s Point with me? “God’s Plan Is Best!” We’re going to do something with our shells in just a minute, but first let’s practice our memory verse!”

*****Optional potty break here if needed.**

KNOW IT- MEMORY VERSE:

- Guide children to sit in circles of 1-2 crews.
- Recall that in today’s story Daniel obeyed God by following God’s plan for him.
- Point out the **“Memory Verse Poster”** on the wall and read the verse aloud. Use the following motions:
 - **Trust (clasp hands in front of them)**
 - **Lord (point up to the sky)**
 - **Heart (cross arms over heart)**
 - **Understanding (point to head)**
- Toss a beach ball to a group and have them say the verse together, then pass to another group.
- Repeat until all groups have said the verse.
- Some people say, “do what makes you happy” but God says, “My plan for you is even better!” That’s why we trust the Lord with all our hearts!

CRAFT CONNECTION - SEASHELL PAINTING

- Instruct crew leaders to assist kids in putting on smocks and lay out a piece of butcher paper in the middle of their group.
- Tell groups to pass out a shell to each kid.
- Instruct kids to paint their seashells, and once they are finished, paint waves or sand on the paper underneath!
- Briefly talk about today’s Bible story, noting that Daniel and his friends chose to follow God’s plan, even when they ate!
- Mention that God has a plan for everything He created—even the seashells on the beach. Remind kids that God loves people more than everything else He created. He has a plan for each one of us, and His plan is always best!
- Option 1: Attach the butcher paper beaches to the walls of your classroom and glue seashells to the scenes to display for the rest of the week.
- Option 2: Allow kids to take their seashells home to remind them of the main point: “God’s Plan is Best!”



Day 3 SMALL GROUP

EVERYONE NEEDS JESUS

WELCOME

SAY: "Hey kids! Welcome to Adventure Week VBS! Today we'll hear a true story from the Bible about a rich young ruler! This young ruler needed Jesus, but he loved the stuff he owned more than Jesus. Today's main point is **Everyone needs Jesus**. Can you say that with me?"

- Hold up a Bible. Explain that the Bible is a book that is from God and teaches about God.
- Tell preschoolers that the Bible is one big book that has many smaller books in it.
- Today's story is from the book of Mark, which is in the New Testament.
- Explain to preschoolers that today's story will teach about a man who needed Jesus but who loved the stuff he owned more than Jesus.
- Tell boys and girls that everything in the Bible is true because it comes from God. Truth comes from God.

TELL THE BIBLE STORY

- Open your Bible to Mark 10 and invite kids to say this with you:

"I open my Bible and what do I see? God's Big Story waiting for me!"

SAY: "Some people say that just being a good person gets you into heaven, but God says that everyone sins and needs a Savior. We'll talk more about what that means in a minute!"

- Tell kids that as you read the story, they should point up toward the sky every time you say the name **JESUS**.

THE RICH YOUNG RULER

Mark 10:17-27

- Place the **Bible Story Picture** so it is visible to all kids.

"Jesus was traveling toward Jerusalem one day. A rich man, who owned a lot of things, came running up to Jesus. The man knelt down in front of Jesus and asked Him, "What do I have to do to go to heaven?"

Jesus reminded the man of God's commandments (rules) he needed to keep: Do not kill anyone. Keep your promises. Do not steal. Do not lie. Do not cheat anyone. Honor your father and mother. The rich man said, "I have kept all of these commandments (rules) since I was a boy."

Jesus said, "But there is one thing that you haven't done. Sell all the things you have and give the money to the poor. Then follow Me." The rich man could have even better treasure in heaven than he had on earth, but instead, he went away sad because he owned so much. A person does not have to sell his things to get to heaven, but Jesus knew that the rich man loved all his things more than he loved God.



3

BIBLE STORY:

The Rich Young Ruler
(Mark 10:17-27)

TODAYS POINT:

Everyone needs Jesus.

SOME PEOPLE SAY:

Being a good person gets you into heaven

GOD SAYS:

Everyone sins and needs a Savior.

SMALL GROUP PREP

- Bible
- Bible Story Picture (1/rotation)
- Memory Verse Poster (1/rotation)
- PreK Cross Template
- Cardstock, cut in half. (1/crew/rotation)
- pen/marker (1/crew/rotation)
- small ball or bean bag (1/crew/rotation)
- sand bucket (1/crew/rotation)
- Gem stickers
- Shell stickers
- Self-adhesive magnet (1/kid)

Day 3 SMALL GROUP cont.



☞ **God created the whole world and he created you and you** (point around the room to different kids) **and me! God loves us so much and He wants us to love Him more than anything. We disobey God when we make other things more important than Jesus. This is called sin. Sin is anything we think, say or do that disobeys God. Everyone sins, even your leaders, teachers, and parents. Sin has to have punishment, so God sent His Son, Jesus (who never sinned), to be punished instead of us. Jesus died on the cross for our sins because He loved us so much. Then Jesus came alive again! God wants us to live forever with Him in heaven someday. When you trust that God loves you, Jesus died to save you from sin and rose again, you become a part of God's family. All your sins are forgiven! God's Spirit comes to live in you, and someday, you will live with God in heaven!"**

REVIEW THE BIBLE STORY

- Display “Bible Story Picture Day 3”
- Remind preschoolers that everyone was created by God, is loved by God no matter what, but sometimes disobeys God. Talk about ways they might sometimes disobey God. Remind them that this is called “sin.”
- Tell boys and girls that everyone—including you and their parents and teachers and each of them—needs Jesus and that Jesus loves everyone.
- Give each crew a piece of cardstock and a pen/marker.
- Invite boys and girls to huddle with their crew, and think of the name of someone who needs Jesus. (This can be anyone because everyone needs Jesus.)
- Instruct crew leaders to lead a prayer for the names that were mentioned and then tape the pieces of paper to a wall in a designated place in your room.
- Pray. Thank God that He loved all of us enough to give us Jesus. Pray that each of our kids will one day belong to God's family.

KNOW IT- MEMORY VERSE:

- Point to the “Memory Verse Poster”
- Say the verse together. Use the following motions:
 - **Trust (clasp hands in front of them)**
 - **Lord (point up to the sky)**
 - **Heart (cross arms over heart)**
 - **Understanding (point to head)**
- Explain that preschoolers will use the poster to help them remember the words of the verse.
- Divide kids into groups of 1-2 crews. Instruct kids to form a line.
- Give each child a small ball or bean bag and place a sand bucket a short distance away from the first child in line.
- Tell boys and girls that they will toss the ball/bean bag into the bucket and then say the verse. (Suggest that a child can choose a friend to help say the verse with him if he would like.)
- Once all kids have had a turn, challenge them to say the verse together.



Day 3 SMALL GROUP cont.



- Once everyone has had an opportunity to say the verse, invite them to be seated.
- Invite boys and girls to say Today's Point: **Everyone needs Jesus!**
- Guide preschoolers to say the point again when you say: **"Some people say being a good person gets you into heaven, but God says ...Everyone needs Jesus! ."**
- Instruct children to stand in a circle with their crew.
- Tell the first child in the line that he will say Today's Point and then give the next person in line a high five.
- Explain that when a child gets a high five, it is his turn to say Today's Point.
- Play until all kids have said the point and received or given a high five to a friend.
- Pray and thank God that Jesus is for everyone and that Jesus loves everyone.

*****Optional potty break here if needed.**

CRAFT CONNECTION-TREASURE THE CROSS:

- PREP: Ahead of time, cut out the crosses from the **PreK Cross Template**. Attach a self adhesive magnet to the back of each cross
- Hand out crosses to crew leaders so they can give to each kid.
- Remind Crew Leaders to write each kids name on the back of their cross.
- Using the shell and gem stickers, decorate the cross.

SAY: *"Today we learned about the rich young ruler and how our real treasure is not about money or the things we own, our real treasure is following Jesus. That is more precious than any gold or gems! We learned that God sent Jesus to save us. We become a part of God's family by believing in Jesus and obeying Him - nothing else! You can put this cross on your fridge to remind you that **Everyone Needs Jesus.**"*



Day 4 SMALL GROUP

THE HOLY SPIRIT CHANGES US

WELCOME

SAY: “Hey kids! Welcome to Day 4 of Adventure Week VBS! If this is your first night here, we’re so excited to have you. If you’ve been with us all week we’re so glad you kept coming back! My name is _____ and I’m going to share a true story from the Bible with you about a man named Paul! Today’s main point is **The Holy Spirit Changes Us**. Can you say that with me?”

- Hold up a Bible. Explain that the Bible is a book that is from God and teaches about God.
- Tell preschoolers that the Bible is one big book that has many smaller books in it.
- Today’s story is from the book of Ephesians, which is in the New Testament.
- Explain to preschoolers that today’s story will teach about a man who was following his own heart, but then the Holy Spirit changed his heart and he did what was right.
- Tell boys and girls that everything in the Bible is true because it comes from God. Truth comes from God.

TELL THE BIBLE STORY

- Open your Bible to Ephesians 3:16 and invite kids to say this with you:

“I open my Bible and what do I see? God’s Big Story waiting for me!”

SAY: “Some people say to follow your heart and you will be good, but God says we need His Holy Spirit to teach us what’s good and to help us change and do what’s right.”

- Invite kids to stand. Tell them you are going to travel around the room as you tell the story today. They will stop at pictures as you tell the story.

THE POWER OF THE HOLY SPIRIT

Ephesians 3:16-4:6

- Place the **Bible Story Picture** so it is visible to all kids.

“This week we have learned about some people who thought they could be good on their own, and some people, like Daniel, who trusted in and followed God’s plan.

Today we’re learning about a man named Paul, who at one point was following his own heart, but then chose to follow God’s to do what is right.

Paul (picture 1) was a church leader during the time after Jesus had died and came to life again. Paul really thought he had all the right answers. He believed followers of Jesus were wrong and had to be stopped. His job was to arrest people who believed in Jesus! One day though, Jesus spoke to Paul (picture 2). Paul learned that Jesus is really God’s Son and Paul believed! From that point on, Paul worked with all of his heart to tell people about Jesus (picture 3). Paul took a lot of trips and started churches in many of the places he went.



4

BIBLE STORY:

The Power of the Holy Spirit
(Ephesians 3:16-4:6)

TODAYS POINT:

The Holy Spirit changes us.

SOME PEOPLE SAY:

Follow your heart to be good.

GOD SAYS:

The Holy Spirit will teach you what is good.

SMALL GROUP PREP

- Bible
- Markers/crayons
- Bible Story Picture (1/rotation)
- Memory Verse Poster (1/rotation)
- Bible Story Sequencing Day 4 (1 set/rotation)
- Coloring Page (1/kid)
- Bible Story Picture Set (1/rotation)

Day 4 SMALL GROUP cont.



Later Paul wrote a letter to the church at Ephesus. (picture 4)

In his letter to the Ephesians, Paul talked a lot about God's love and how the Holy Spirit helps us understand it. (picture 5). He wrote a prayer asking for anyone who believed in Jesus to let God's power make them stronger inside. Paul wanted them to know that Jesus is with them in their hearts because they believe in him. He said that if they stay connected to God's love, they'll realize how big it is and how deep Jesus' love goes. Paul really hoped that believers would be filled up with all the good things God has for them, and that happens through the Holy Spirit (picture 6). The Bible uses images like fire to describe the Holy Spirit. It reminds us that the Holy Spirit is powerful, and gives us power!

- Instruct kids to have a seat back in their crews.

*Paul then talked to the people and asked them to grow in their relationship with Jesus so that they would know what's true about God and then we won't be easily tricked by people who try to fool us with tricky words. Paul encouraged the Ephesians to always speak about God's truth with love so believers could grow to be more like Jesus. When we decide to follow Jesus we belong to God's family and the Holy Spirit, God's special helper, to live inside of us and change our hearts. Our main point for today is: **The Holy Spirit Changes Us.***

REVIEW THE BIBLE STORY

- Display “Bible Story Picture Day 4”
- Explain that you will say something about the story that is either true or not true.
- Instruct kids to say, “True!” if the detail you mention is true and to say, “No!” if it is not true.
- When the detail you share is not true, ask boys and girls how to correct the statement to make it true.
- Examples:
 - Paul always was a friend of Jesus! *FALSE - he used to arrest friends of Jesus*
 - Jesus spoke to Paul when he was on his way to arrest believers. *TRUE*
 - Paul called the Ephesians on the phone to encourage them. *FALSE - he wrote them a letter*
 - Paul told the Ephesians that we can understand God's love on our own. *FALSE- the Holy Spirit helps us understand God's love.*
 - The Bible uses images of fire to describe the Holy Spirit. *TRUE*
 - God created you and loves you no matter what! *TRUE*
- When you have finished reviewing the story, invite kids to say Today's Point: The Holy Spirit Changes Us!
- Remind kids that they can tell others about Jesus like Paul did in his letter.

KNOW IT- MEMORY VERSE:

- Point to the “Memory Verse Poster”
- Say the verse together with the kids. Use the following motions:
 - **Trust (clasp hands in front of them)**
 - **Lord (point up to the sky)**
 - **Heart (cross arms over heart)**
 - **Understanding (point to head)**



Day 4 SMALL GROUP cont.



- Have kids turn and face away from the poster and travel like Paul, saying it one crew at a time.
- Once everyone has had an opportunity to say the verse, invite them to be seated.
- Invite boys and girls to say Today's Point: **The Holy Spirit Changes Us!**
- Guide preschoolers to say the point again when you say: **"Some people say to follow your heart and you will be good, but God says"**
- Pray and thank God that Jesus is for everyone and that the Holy Spirit helps us understand God's love.

*****Optional potty break here if needed.**

CRAFT CONNECTION-COLORING PAGE:

- Hand out **Coloring Pages** to crew leaders so they can give to each kid.
- Instruct kids to color their page while they talk about what they remember from what we learned each week.
- After a few minutes, invite kids to repeat all of the daily truths with you:

DAY 1: TRUTH COMES FROM GOD

DAY 2: GOD'S PLAN IS BEST

DAY 3: EVERYONE NEEDS JESUS

DAY 4: THE HOLY SPIRIT CHANGES US

