

AWVBS 2024

BREAKER ROCK BEACH™

# ELEMENTARY

## SMALL GROUP LEADER GUIDE





# What this week is about...

## THEME VERSE:

Trust in the Lord with all your heart, and do not rely on your own understanding; in all your ways know him, and he will make your paths straight. Proverbs 3:5-6

## THEME MOTTO:

God's Truth Never Changes!

## DAILY LESSONS:

### DAY 1:

**Bible Story:** Satan Tricked Adam and Eve (Genesis 2–3)

**Today's Point:** Truth comes from God.

**Some People Say:** Truth can be different for different people.

**God Says:** Truth comes from Me.

### DAY 2:

**Bible Story:** Daniel Chose God's Way (Daniel 1)

**Today's Point:** God's plan is best.

**Some People Say:** Do what makes you happy.

**God Says:** My plan for you is even better.

### DAY 3:

**Bible Story:** The Rich Young Ruler (Mark 10:17-27)

**Today's Point:** Everyone needs Jesus.

**Some People Say:** Being a good person gets you into heaven

**God Says:** Everyone sins and needs a Savior.

### DAY 4:

**Bible Story:** The Power of the Holy Spirit (Ephesians 3:16-4:6)

**Today's Point:** The Holy Spirit changes us.

**Some People Say:** Follow your heart to be good.

**God Says:** The Holy Spirit will teach you what is good.

# Sharing THE GOSPEL with kids

The word gospel means “good news.” It is the message about Christ, the kingdom of God, and salvation. Use the following guide to share the gospel with kids.






## The Goal: Consistent, Frequent, and Low-Pressure

Kids can trust Christ as Savior, and many of them do! Often, the ones who trust Him have heard consistent and frequent explanations of the gospel at home and church. However, young children are very eager to please adults, so we must be careful of what we say and how we present the Gospel. The child should take the initiative. Avoid directly asking a child if he or she wants to trust Christ as Savior, unless the child has been asking questions and showing clear signs of readiness to make this decision. It is also wise to avoid invitations where kids raise their hand or come to the front of the room to show their desire to trust Christ. Not only do children want to please adults, but they are also prone to copy the behavior of other children. Instead, simply gives children the opportunity to talk to a leader or ask questions.

## You Are A Gospel Seed Planter

Overall, you should see your evangelistic role as a gospel seed planter. You are laying a foundation of biblical truth and repeating the gospel message clearly, consistently and frequently, so kids will be prepared to understand and receive the gospel when they are ready. Children often need to hear the gospel message many times before they can understand and respond to it.

### What to say:

-  **GOD RULES.** The Bible tells us God created everything, including you and me, and He is in charge of everything. (Genesis 1:1; Revelation 4:11; Colossians 1:16-17)
-  **WE SINNED.** Since the time of Adam and Eve, everyone has chosen to disobey God. (Romans 3:23) The Bible calls this sin. Because God is holy, God cannot be around sin. Sin separates us from God and deserves God’s punishment of death. (Romans 6:23)
-  **GOD PROVIDED.** God sent His Son, Jesus, the perfect solution to our sin problem, to rescue us from the punishment we deserve. It’s something we, as sinners, could never earn on our own. Jesus alone saves us. (John 3:16; Ephesians 2:8-9)
-  **JESUS GIVES.** Jesus lived a perfect life, died on the cross for our sins, and rose again. Because Jesus gave up His life for us, we can be welcomed into God’s family for eternity. This is the best gift ever! (Romans 5:8; 2 Corinthians 5:21; 1 Peter 3:18)
-  **WE RESPOND.** We can respond to Jesus. The ABCs of Becoming a Christian is a simple tool that helps us remember how to respond when prompted by the Holy Spirit to receive the gift Jesus offers.

# Day 1 SMALL GROUP

## TRUTH COMES FROM GOD

### PREPARE

Ahead of time, print the [People Say/God Says Posters](#) (1 for each day) on 11x17 cardstock. Attach the posters to the wall in your Small Group room so it is visible when kids are seated for group time. Print the [Daily Truths Printable](#) and cut on the dotted lines. Attach a velcro dot to each spot on the [People/Say God Says Poster](#) and on the back of each daily truth. You will use these each day. Print the [Journal Cover Printable](#) and cut each picture apart. Attach to journals with double-sided tape. Kids may color this with any extra time you may have on any day.

### WELCOME

**SAY:** *“Hey kids! Welcome to Adventure Week VBS! My name is \_\_\_\_\_. Today we’ll hear a story from the Bible about someone who pretended to be a snake so he could trick a man and woman. The man and woman learned that some people do not tell the truth, but that God always tells the truth.”*

- Give each kid a journal and a pencil. Ask them to write their name and Crew # on the first page.
- Tell them to write “Genesis 2-3” on the top of the page. Write it on the markerboard or poster so kids can copy it down. Instruct Crew Leaders to help younger kids who can't write.

### INTRODUCE THE BIBLE STORY

- Call attention to the [Day 1 People Say/God Says Poster](#) and add the [Daily Truth](#) to the Poster.

**SAY:** *“You might have heard it like this: ‘You can believe what you want to believe. Truth can be different for different people.’ But the fact is, truth comes from God. If we want to know the truth, we need to believe what God says and do what He says.”*

- Invite kids to say the truth together with you.
- Tell kids that the Bible is one big book that has many smaller books in it. Point out that the Bible has two main parts: the Old Testament and the New Testament. Today’s story is from the Old Testament and is in the book of Genesis. Show them the word Genesis as you turn to it.
- Explain that as you tell the story, you will ask them to draw different pictures or symbols on their paper. You will also draw the shapes on the poster or large marker board as you tell the story. Tell them to try to keep all the pictures on 1-2 pages.

### SATAN TRICKED ADAM AND EVE

- Place the [Bible Story Picture](#) so it is visible to all kids.

**SAY:** *“In the beginning, God created the world. He created a man and a woman named Adam and Eve. He placed them in the garden of Eden. (stick person) God said, “You can eat from any tree in the garden except the tree of the knowledge of good and evil. On the day you eat from it, you will die.”*

**SAY:** *“One day Satan, disguised as a serpent, came to make Adam and Eve doubt whether God’s words were true. He said to Eve, “Did God really say, ‘You can’t eat from any tree in the garden?’” (Tree)*



### BIBLE STORY:

Satan Tricked Adam and Eve (Genesis 2–3)

### TODAYS POINT:

Truth comes from God.

### SOME PEOPLE SAY:

Truth can be different for different people.

### GOD SAYS:

Truth comes from Me.

### SMALL GROUP PREP

- [People Say/God Says Posters](#) (Days 1 -4; 1 set/ station)
- [Daily Truths Printable](#) (1 set/station)
- [Journal](#) (1/kid)
- [Day 1 Bible Story Picture](#) (1/ rotation)
- [Next Step Poster](#) (1/ rotation)
- Velcro dots
- Construction paper
- Bible (1/crew)
- Poster board/markerboard (1/rotation)
- Marker
- sticky notes (for next step wall)
- Beach ball (1/1-2crews/ rotation)
- double-sided tape or glue dots (1/crew)
- colored pencils or crayons
- [Verse Journal Printable](#) (1 verse/kid)
- [Theme Verse Poster](#)
- [Sea Creature Clip Template](#) (1 animal/kid)
- [Card Template](#) (1/kid)
- markers
- Wooden clothespins (1/kid)
- Self-adhesive magnet (1/kid)
- glue/tape

# Day 1 SMALL GROUP cont.



## SHARING THE GOSPEL

The **🗣️** identifies an opportune time to share the gospel as led by the Holy Spirit.

*Eve said, “We can eat from any tree in the garden except the tree of the knowledge of good and evil. God said, ‘You must not eat it or even touch it, or you will die.’” “No! You will not die,” the serpent said to the woman. “In fact, God knows that when you eat the fruit, you will be like God, knowing good and evil.” Eve had to decide whether to trust the serpent (and his lies) or to trust that what God says is always true. Eve saw that the fruit was beautiful and looked delicious, and she wanted the knowledge Satan talked about. So, she took the fruit and ate it. Then she gave some to Adam, who was there with her. He ate it too.*

*(Show the **Day 1 Bible Story Picture.**)*

*When they ate the fruit, they understood the difference between good and evil. They knew that what they had done was wrong and began to feel fear and shame. Their choice to disobey was a choice to sin. That sin immediately broke their relationship with God. **(X)** That broken relationship was part of the death God had warned them about.*

*God told them what would happen because they decided to disobey Him. Because Adam and Eve sinned, people would have pain and difficulty as they grew the food they needed and had children. People would be separated from God, would have trouble in their relationships with each other, and would one day die **(Sad face)**. But God also told Satan what would happen to him because of what he did. One day, God would send a man descended from Adam and Eve who would defeat Satan. We now know that man is Jesus **(Cross)**. Jesus is the only perfect person to ever live. He never sinned because He is God’s Son. God said that Jesus would come to defeat the power of Satan, sin, and death, and that He would restore the relationship between people and God. And God’s words were true because that’s exactly what Jesus did.”*

## REVIEW THE BIBLE STORY

- Point to each of your drawings on the board and invite volunteers to tell you what the drawing represents.
- Ask: “**What did Satan say that was not true? What did God say that was true? What were the consequences because Adam and Eve chose to believe Satan’s lies instead of the truth?**”

**🗣️ SAY:** “*We all mess up. We choose to do things that we know isn’t right. This is called sin. God knew that people would sin. So from the very beginning, God planned to send Jesus to rescue people from sin. The **GOOD NEWS** is that Jesus rescues us from our sin, and we don’t ever have to worry about being separated from God! God said He would send Jesus to beat Satan and He did! Jesus loves us and forgives us when we disobey God.*”

## FINISH IT

- Instruct kids to circle back up with their Crew Leader. Tell them to open up their journal and choose one symbol that they think is most important or that they have a question about. Invite them to show their crew and explain why they chose that symbol.
- Guide older kids to write out what each symbol means so they can share with their family or friends when they get home.
- Instruct kids to write today’s point in their journals: **Truth comes from God.** Write it on the board so kids can copy it. Instruct crew leaders to help younger kids.



# Day 1 SMALL GROUP cont.



**SAY:** "Today we learned that even though we mess up and sin, God never stops loving us. He loved us so much that He sent His Son Jesus to die for us! We have hope and joy because nothing can separate us from God's love! We will have this **Next Step Poster** up all week. If you have a question, want to talk to someone, or you are ready to take one of the next steps listed on the wall, we want you to talk to your crew leader about it. When you are ready, write your name on the sticker and place it on the next step you're ready to take as we learn about Jesus together!"

\*\*Crew leaders will collect and keep their crews journals each day.

## KNOW IT- MEMORY VERSE:

- Invite kids back to one big group and give each kid a Memory "**Verse Journal Printable.**" Call attention to the "**Theme Verse Poster.**" Make sure each group has tape or glue dots and coloring utensils.
- Invite kids to point to words that are unfamiliar to them. Pronounce and define those words.
- Guide kids to say the entire verse with you. On the word "**trust**" prompt kids to clasp their hands together in front of their chest.

**SAY:** "Can you color the word "**trust**" on your paper? This verse tells us one thing we should do and one thing we should not do. Can you circle the phrase that tells us what we should do?" (Trust in the Lord.)

- **ASK:** "What does it mean to trust God? Allow kids to answer.
- **SAY:** "When we trust God, we believe that He can take care of us. When we believe that He can take care of us, we do not worry. Can you underline the phrase that tells us what we should not do? (Do not rely on your own understanding.) Another word for "rely" is "depend." When you depend on someone, you trust them. God doesn't want us to depend on ourselves. Sometimes people think they don't need God's help. They think they are smart enough or have enough money to take care of themselves. But God doesn't want us to trust in ourselves or our money, He wants us to trust in Him."
- Close in prayer. Ask God to help kids know and follow God's truth.

\*\*Optional bathroom break if needed.

## CRAFT CONNECTION- SEA CREATURE CLIP:

**SAY:** "God made such a beautiful world filled with amazing creatures! Today we're going to make a sea creature that will hold a message that reminds us what Adam and Eve learned in today's story: **Truth comes from God.**"

- **PREP:** Cut out the animal shapes and cards from the **Sea Creature Clip and Card Template.**
- Step 1: Instruct kids to pick a sea animal and a clothespin.
- Step 2: Kids will color their sea animal, clothespin, and card however they like.
- Step 3: Kids will then glue/tape the sea animal to the top of the clothespin, and peel the backing off of the magnet and stick it to the underside.
- Step 4: Place the card in your animal's "mouth." Push the card all the way back so that the clothespin helps grip it.

**SAY:** "Keep this on your fridge to remind you that 'Truth comes from God!'"



# Day 2 SMALL GROUP

## GOD'S PLAN IS BEST



2

### WELCOME

**SAY:** “Hey kids! Welcome to Day 2 of Adventure Week VBS! If this is your first night here, we’re so excited to have you. If this is your second night here, welcome back! My name is \_\_\_\_\_ and I’m going to share a true story from the Bible with you about a man named Daniel! Today’s main point is God’s plan is best. Can you say that with me?”

- Instruct Crew Leaders to pass out journals and a pencil. Give journals to any new kids to write their name and Crew # on the first page.
- Tell them to open to the next blank page and write “Daniel 1” on the top of the page. Write it on the board so kids can copy it down. Instruct Crew Leaders to help younger kids who can't write.

### INTRODUCE THE BIBLE STORY

- Call attention to the [Day 2 People Say/God Says Poster](#) and add the [Daily Truth](#) to the Poster.

**SAY:** “You might have heard a saying that goes, ‘Do what makes you happy.’ A lot of movies, songs, books, and even t-shirts say this. But God says ‘My plan for you is even better.’ Today we’re going to learn about a man who trusted that God’s Way was better!”

- Ask: “What are some choices that might make someone happy at first but cause big problems later on?”
- Invite kids to say the truth together with you: [God’s Plan is Best](#).
- Tell kids that the Bible is one big book that has many smaller books in it. Point out that the Bible has two main parts: the Old Testament and the New Testament. Today’s story is from the Old Testament in the book of Daniel. Show them the word Daniel as you turn to it.
- Explain that as you tell the story today, you will ask questions. Invite older kids who can write to take notes about the Bible story, prompting them to write down important things. Instruct younger kid to draw pictures of what comes to mind as you’re telling the story.

### DANIEL CHOSE GOD’S WAY

- Place the [Bible Story Picture](#) so it is visible to all kids.
- Ask kids to show choose (A or B) in a creative way (raise hand, turn towards this wall, etc.)

**“Daniel, his family, and friends lived in Jerusalem when King Nebuchadnezzar from Babylon attacked their city. The king did not follow the one true God. But God allowed the king to conquer Jerusalem. The king removed valuable items from God’s temple and took them back to Babylon to the temple of his false god.**

**Would you rather (A) travel somewhere far away or (B) stay near home?**

**Daniel had no choice—he had to travel far away. The king ordered one of his chief officials to bring back some of the young men from Jerusalem—strong young men who were knowledgeable and would learn quickly. Four of those young men were Daniel, Hananiah, Mishael, and Azariah.**

### BIBLE STORY:

Daniel Chose God’s Way (Daniel 1)

### TODAYS POINT:

God’s plan is best.

### SOME PEOPLE SAY:

Do what makes you happy.

### GOD SAYS:

My plan for you is even better.

### SMALL GROUP PREP

- [People Say/God Says Posters](#) (Days 1 -4; 1 set/ station)
- [Daily Truths Printable](#) (1 set/station)
- [Journal](#) (1/kid)
- [Day 2 Bible Story Picture](#) (1/ station)
- [Next Step Poster](#) (1/ station)
- [Theme Verse Poster](#)
- sticky notes (for next step wall)
- [Bible Story Bag](#) (1 bag/crew/station)
  - brown paper sack, crown, 4 little people/figures, a fake vegetable, a noisemaker
- [Triangle Template](#)
- flat pieces of driftwood, If it is round, you may have to tie several together (from craft store)
- Scraps of fabric
- Coffee stirrers (or kebab sticks or normal sticks)
- quick dry tacky glue
- exacto knife
- optional: markers and/or stickers

# Day 2 SMALL GROUP cont.



**SHARING THE GOSPEL**  
The  identifies an opportune time to share the gospel as led by the Holy Spirit.

*Would you rather (A) change your name or (B) get a new name from someone else?*

*Daniel had no choice. The king's official gave Daniel and his friends new Babylonian names. The young men would be trained to serve the king for three years. The king ordered that the young men should be served the same food and drink as the king.*

*Would you rather (A) eat familiar foods or (B) try a fancy food you don't recognize?*

*Daniel made a choice. When Daniel heard that they were to eat from the king's food, he asked the chief official to serve only vegetables and water to him and his friends. You might think it was because Daniel's food was healthier. But it's so much more than that! At that time, God had commanded His people not to eat certain foods. When Daniel discovered the king's food was against God's plan, he decided to obey God instead.*

*Would you rather (A) take a risk or (B) play it safe?*

*Daniel took a risk. The chief official worried that if Daniel and his friends didn't look as good as the other men who ate the king's food, the king would be angry. He was afraid for his life! So Daniel asked the guard to serve them only vegetables and water for ten days. After that, the guard would decide if they could continue.*

*After ten days, the guard discovered that Daniel and his friends were healthier and stronger than all the other men who had been eating the king's food! He allowed the four friends to continue eating the food that followed God's plan for them.*

*After three years of training, King Nebuchadnezzar found that Daniel and his friends were the best of all. Because the friends chose to follow God's plan, God gave them knowledge and understanding. Daniel was able to understand visions and dreams. None of the other men could compare to them. Because of this, the four friends became attendants to the king. The king found the four friends even wiser than the other men who worked for him."*

## REVIEW THE BIBLE STORY

- Hold up the Bible Story picture/or point to it.

**SAY:** *"Daniel did not choose to eat vegetables and drink water because they were healthier. He made the choice because eating the king's food broke some of the laws God had told the Jewish people to keep. Daniel chose to do things God's way. Daniel continued to follow God's way for the rest of his life, even when things were hard."*

- Point to the Day 2 Truth and read it again.
- Ask: *"How did Daniel follow God's plan? What do you suppose would have happened if Daniel and his friends just chose to do what made them happy at the time?"*
- Ask: *"Why is God's plan always best? What are the benefits of following God's plan?"*





# Day 2 SMALL GROUP cont.



## FINISH IT: BIBLE STORY BAG

- Instruct kids to circle back up with their Crew Leader. Tell them to open up their journal and talk about ways that they have chosen their own way instead of God's and what happened. Or ways they did choose God's way and how He helped them. Instruct Crew Leaders to share their own examples first.

**🗣️ SAY:** *"The best way to follow God's plan is to trust Jesus as your Savior (the One who saves you from sin) and your Lord (the One in charge of your life). We learned yesterday that we sometimes make bad choices, and it's impossible to always make the right choice on your own. But Jesus will help you choose to do what honors God, even when it's hard!"*

- Challenge kids to remember today's point and say it together: **God's plan is best.**
- Instruct kids to write today's point in their journals. Instruct crew leaders to help younger kids.
- Give each crew leader a Bible Story Bag.
- Tell kids that they will have to work together to figure out what each item means in today's story and then put them in order. When they are finished, instruct everyone in their crew to raise their hands.
- Items: crown, 4 little people/figures, a fake vegetable, a noisemaker

**SAY:** *"God knows everything, and even when following Him seems hard, He has the very best result in mind for you! Everyone, take out your journals and write or draw something that you want to remember from today's story! Do you have a question or a next step? Write your name or question on a sticky note and stick it to our **Next Steps Wall!**"*

- Have leaders pray for kids by name. Ask God to help them choose to follow His plan every day.

## KNOW IT- MEMORY VERSE:

- Call attention to the **"Theme Verse Poster"** and instruct kids to open their journals to the page with the memory verse. (Give any kids who missed Day 1 the **Day 1 Memory Verse Journal Printable** to add to their journal).

**SAY:** *"If Daniel had eaten the king's food, he would not have been trusting in the Lord's plan for his life."*

- Guide kids to say the entire verse with you. On the word **"trust"** prompt kids to clasp their hands together in front of their chest. And now, on the word **"understanding"** prompt kids to point to their head.

**🗣️ SAY:** *"In order to trust and understand God's plans, we need to learn more about Him! You can start to do that by reading about God in your Bible, praying, coming to church, or talking to other adults who you know are also following Jesus."* Explain that only God can truly change us, and that is what He does when we receive His gift of forgiveness and repent from our sins.

- Instruct kids to color the word **"understanding"** a different color from trust.



# Day 2 SMALL GROUP cont.



## CRAFT CONNECTION: DRIFTWOOD BOATS

**SAY:** “At Breaker Rock Beach, you may see dozens of beautiful sail boats cruising in the water! Today we’re going to make a boat! When you look at your boats, remember what we learned in our Bible story today: *Others may have a plan that sounds easier or better, but God’s plan is always best!*”

- **PREP:** Cut small triangles of different patterns of scrap fabric using the [Triangle Template](#).
- They should be slightly shorter than the coffee stirrer sticks. Take an exacto knife and cut a small hole in the top of each piece of driftwood so that the sticks fit into it. Flat driftwood is best, but you can also tie together rounder pieces to make them more stable if needed.

- Step 1: Allow kids to pick out the fabric they would like, as well as a piece of driftwood.
- Step 2: Stick together two coffee stirrers to make a mast and boom. (You don’t need a “boom” as in the picture, but we found that the less the sail flaps, the better the boat keeps its balance). Glue your fabric together.

Note: a large sail LOOKS PRETTIER, but also makes your boat less stable.

- Step 3: Place a small amount of glue in the hole in the driftwood and stick the sail into the base.
- OPTIONAL Step 4: If time allows, kids may color the driftwood with markers or use stickers to decorate.

**SAY:** “Just like a sailboats drifts with the changing winds, we can trust that God’s plan and direction is always best!”



# Day 3 SMALL GROUP

## EVERYONE NEEDS JESUS



### WELCOME

**SAY:** “Hey kids! Welcome to Day 3 of Adventure Week VBS! If this is your first night here, we’re so excited to have you. If this is your third night here, welcome back! My name is \_\_\_\_\_ and I’m going to share a true story from the Bible with you about a rich young ruler! Today’s main point is **Everyone needs Jesus**. Can you say that with me?”

- Instruct Crew Leaders to pass out journals and a pencil. Give journals to any new kids to write their name and Crew # on the first page.
- Tell them to open to the next blank page and write “Mark 10:17-27” on the top of the page. Write it on the board so kids can copy it down. Instruct Crew Leaders to help younger kids who can't write.

### INTRODUCE THE BIBLE STORY

- Call attention to the Day 3 People Say/God Says Poster and add the Daily Truth to the Poster.

**SAY:** “Some people say being a good person gets you into heaven, but God says everyone sins (or disobeys) and needs Jesus.”

- Invite kids to say the truth together with you.
- Tell kids that the Bible is one big book that has many smaller books in it. Point out that the Bible has two main parts: the Old Testament and the New Testament. Today’s story is from the New Testament in the book of Mark. Show them the word Mark as you turn to it.
- Pass out the **Beachball Coloring pages** (1 per kid), and a roll of double-sided tape to each crew leader.
- Instruct kids to tape the coloring page into the next blank page in their journal.
- Explain that parts of the picture are printed with words or phrases that appear in today’s story. When kids hear those phrases, they should color the corresponding part of the ball. Crew leaders should help younger kids.
- Open your Bible to Mark 10:17-27, display the “**Day 3 Bible Story Picture**” (item 3), and tell the story. Pause briefly after the words shown in blue so that kids can find it on their coloring page.

### THE RICH YOUNG RULER

- Place the Bible Story Picture so it is visible to all kids.

**“On Day 1 we heard in our Bible story that Adam and Eve chose to disobey God, and that choice separated them from God and broke their perfect relationship with Him. We also heard that God was going to send a perfect man named Jesus to fix the broken relationship between God and people. This is a story about that perfect man named *Jesus*, who is God’s Son.**

***Jesus was on a journey headed toward Jerusalem when a rich man, who had a lot of possessions, came running up to Him. He knelt down in front of Jesus and asked Him, “Good teacher, what do I have to do to get to heaven?”***

### BIBLE STORY:

The Rich Young Ruler  
(Mark 10:17-27)

### TODAYS POINT:

Everyone needs Jesus.

### SOME PEOPLE SAY:

Being a good person gets you into heaven

### GOD SAYS:

Everyone sins and needs a Savior.

### SMALL GROUP PREP

- People Say/God Says Posters (Days 1 -4; 1 set/ station)
- Daily Truths Printable (1 set/station)
- Theme Verse Poster
- Journal (1/kid)
- Day 3 Bible Story Picture (1/ station)
- Next Step Poster (1/station)
- Beachball Coloring Page (1/kid)
- roll of double-sided tape (1/crew/rotation)
- crayons/colored pencils
- sticky notes (enough to cover words of the verse)
- Gospel Presentation Flags (1 set/station)
- Cross Template (1/kid)
- Gem & seashell stickers
- whiteboard/poster and marker

# Day 3 SMALL GROUP cont.



**SHARING THE GOSPEL**  
The **G** identifies an opportune time to share the gospel as led by the Holy Spirit.

*Jesus asked him, “Why do you call Me good? No one is good except God.” Jesus reminded the man of the commandments he needed to keep: Do not murder. Keep your marriage promises. Do not steal. Do not lie. Do not cheat anyone. Honor your father and mother. The rich man said, “Teacher, I have kept all of these commandments since I was young.”*

*Looking at the man, Jesus loved him and said, “But there’s one thing left that you haven’t done. Sell all the things you have and give the money to the poor. Then **follow Me**.” The rich man could have had even better treasure in heaven than he could on earth, but he went away sad because he had so many possessions. A person does not have to sell all his things to get to heaven, but the rich man cared more about his things than he did about following Jesus.*

*Jesus looked around and said to His disciples, “It’s so hard for people who ‘have it all’ to enter **God’s kingdom**.” The disciples were really surprised at what Jesus was saying. Jesus said again, “It’s so hard to enter the kingdom of God. It is easier for a **camel** to go through the eye of a needle than for a rich person to enter the kingdom of God.”*

**G** *It is impossible for a camel to fit through the tiny hole in a needle, so the **disciples** were even more surprised. They said to each other, “Then who can be saved?” Looking at them, Jesus said, “It’s impossible for human beings, but not with God, because all things are **possible with God**.” God sent Jesus to make it possible for all people to be saved.”*

## REVIEW THE BIBLE STORY

- Hold up the **Bible Story picture**/or point to it.

**SAY:** “You can close your journals for now, it’s ok if you didn’t get to color everything yet! It may seem like an odd question for Jesus to ask why the man called him good since Jesus IS good! Jesus was making it clear that people like the rich young ruler could not judge what is good or bad. Only God can judge that because truth comes from God!

- Point to the **Day 3 Truth** and read it again.
- Explain that public beaches often fly colored flags that represent important safety information such as no swimming or surfing area only. Tell kids you brought some flags that also represent some important information. Hold up the **Gospel Presentation Flags**.
- Invite a volunteer to stand up beside you and hold the prepared “God Rules” beach flag.

**SAY:** “**God is in charge. Everything He says is true and everything He does is right.**”

- Invite another volunteer to hold the prepared “We Sinned” beach flag.

**G** **SAY:** “**God created the whole world and he created you and you** (point around the room to different kids) **and me! God loves us so much and He wants us to love Him more than anything. We disobey God when we make other things more important than Jesus. This is called sin. Sin is any action, thought, or word that does not please God. The Bible says no one is without sin, and anyone who says he doesn’t sin isn’t telling the truth (1 John 1:8).**”

- Ask 3 more volunteers to hold the “God Provided,” “Jesus Gives,” “We Respond,” and “A-B-C” flags. Challenge them to hold their flags above their heads when you make a statement that matches the flag’s caption. TIP: Number the backs of the flags ahead of time to help you go in order.



# Day 3 SMALL GROUP cont.



- Have an adult leader help volunteers put a piece of velcro on the back of each flag and attach it to the wall so it is in sight. Continue speaking as they hang up the flags.

**✚ SAY:** *“From the very beginning, God planned to send Jesus to provide a way for us to be forgiven from sin (God provided). The only person who never sinned is Jesus. Jesus talks about being saved. This means to be rescued from sin and death. Jesus made a way for us to be saved by dying on the cross. We are saved when we receive Jesus’ gift of forgiveness from our sins, repent of our sins, and put our faith and trust only in Jesus. Jesus gave His life when He died on the cross. He took the punishment that everyone deserves for sin (Jesus gives). God raised Jesus from the dead to prove the truth that He has power over everything. You can respond to the truth about Jesus by trusting Him as your Savior and Lord! (We respond).*

- Thank volunteers and have them return to their crews. Write admit, believe, confess on the board as you get to each word.

*“The initials A-B-C can remind us how people can respond to the truth about Jesus: they **admit** that they have sinned and repent (turn away) from their sin, they **believe** that Jesus died for their sin and was raised from the dead, and they **confess** (tell; make public) that they have trusted Jesus—the One who saved them from sin and is the ruler of their lives.”*

- TIP: Refer to “Sharing the Gospel With Kids” on the inside front cover of this leader guide for additional guidance. Keep it brief and simple for younger kids, spend more time explaining for older kids.
- Challenge kids to remember today’s point and say it together: **Everyone Needs Jesus.**
- Instruct kids to write today’s point in their journals. Instruct crew leaders to help younger kids.
- Invite older kids to write the words and pictures from the flags in their journals.

## KNOW IT- MEMORY VERSE:

- Call attention to the “**Theme Verse Poster**” and invite kids to open to the memory verse page of their journals. (Give any new kids the **Memory Verse Journal Printable** to add to their journal).
- Guide kids to read Proverbs 3:5-6 aloud with you.
- On the word “**trust**” prompt kids to clasp their hands together in front of their chest, on the word “**understanding**” point to their head, and on the word “**straight**” hold their arms out straight in front of them.
- Ask “**Do you think the young man in the story had trouble understanding how to follow God’s plan? Why?**”

**SAY:** *What does it mean for God to lead us on the right path? (walk over to the white board) **It’s like this. If THIS** (draw a dot on one side of the board) **is when we are born and THIS** (draw another dot on the other side of the board) **is when we die, then if we trust God with ALL of our heart and seek His will in ALL we do, then He will lead us straight down the path that He has planned for us** (draw a straight line from point A to point B). **Without God, our path would look like this** (draw a line that curves and swirls all over the place and never reaches the other point). **Without putting our trust in God and seeking His will in all we do, then our life will NEVER reach the potential that He has planned for us. And, God has an AMAZING plan for us all! That’s why you must, “Trust in the LORD with all your heart; do not rely on your own understanding. In all your ways know Him, and he will make your paths straight.”***

- Instruct kids to color the word “straight” a different color than “trust” or “understanding.”
- Invite kids to stand and say the verse with you 2-3 times, using the hand motions from above.
- Help kids experience using Scripture as a prayer. Invite kids to close their eyes and repeat after you: (pause after each phrase)



## Day 3 SMALL GROUP cont.



*“Lord, help me to trust you with my whole heart  
May I not lean on my own thoughts or knowledge  
I pray for your Spirit to teach me more about You  
and for you to make my paths straight so I can follow Your plans. Amen”*

### **NEXT STEPS: (OLDER KIDS ONLY)**

- Older kids (2nd grade and up) will have an opportunity to ask questions and respond to the Gospel. There will be counselors available during this time. Each kid will respond on the **Next Steps** wall today. If they indicate they want to follow Jesus or get baptized, you will guide them to one of the counselors in the hallway. The counselors will fill out a response card and kids will go home with a letter to their parents.

🗣️ **SAY:** *“We heard some really good and really important news today! God created each one of us, but like Adam and Eve, we mess up and sin. We want to be able to follow God’s plan like Daniel and his friends, but it is hard and we can’t do it on our own!”*

*Look to the person on your right and the person on your left. If we try to change or be like the world around us, we’re not standing on the truth. Romans 3:23 reminds us that everyone in this world has sinned. Other people can’t give us a firm foundation. Now look down where your heart is, like you’re taking a look at yourself. Looking to yourself for truth won’t give you a firm foundation to stand on, either. We all, like sheep, have gone away from God’s ways to go our own ways.*

*God does not want us to follow other people because all people disobey Him. He wants us to keep our attention on Him so we can learn how He wants us to live. People may try to get us to believe things outside of God’s truth. When that happens, we should hold on tight to God’s Word.*

*The good news is that Jesus sent His Son Jesus to die on the cross so that we can be forgiven for our sins! We can now live forever with God because of what Jesus did for us. If you have questions about what it means to follow Jesus, or if you are ready to respond, we have some special people here who are ready to talk with you!*

*Today I want everyone to put their name on a sticky note and place it somewhere on our **Next Steps Wall**. Crew leaders, if one of your kids has questions about following Jesus or baptism, have them come to me at the door.”*

### **CRAFT CONNECTION-TREASURE THE CROSS:**

- PREP: Ahead of time, cut out the crosses from the **Cross Template**.
- Hand out crosses to crew leaders so they can give one to each kid.
- Instruct kids to tape the cross and the labels into their journal on the same page.
- Using the shell and gem stickers, decorate the cross.

**SAY:** *“Today we learned about the rich young ruler and how our real treasure is not about money or the things we own, our real treasure is following Jesus. That is more precious than any gold or gems! We learned that we are saved because of what Jesus did for us on the Cross, not by anything that we could have done ourselves.”*



## THE HOLY SPIRIT CHANGES US



### WELCOME

**SAY:** “Hey kids! Welcome to Day 4 of Adventure Week VBS! If this is your first night here, we’re so excited to have you. If this is your fourth night here, welcome back! My name is \_\_\_\_\_ and I’m going to share a true story from the Bible with you about a the Holy Spirit! Today’s main point is **The Holy Spirit Changes Us**. Can you say that with me?”

- Instruct Crew Leaders to pass out journals and a pencil. Give journals to any new kids to write their name and Crew # on the first page.
- Tell them to open to the next blank page and write “Ephesians 3:16-4:6” on the top of the page. Write it on the board so kids can copy it down. Instruct Crew Leaders to help younger kids who can't write.

### INTRODUCE THE BIBLE STORY

- PREP: Cut out a set of Bible Story Pictures for each kid and group them together (place them in sandwich bags for easy distribution)
- Call attention to the **Day 4 People Say/God Says Poster** and add the **Daily Truth** to the Poster.

**SAY:** “Some people say to follow your heart and you will be good or successful, but God says we need His Holy Spirit to guide us and change us.”

- Invite kids to say the truth together with you.
- Tell kids that the Bible is one big book that has many smaller books in it. Point out that the Bible has two main parts: the Old Testament and the New Testament. Today’s story is from the New Testament in the book of Ephesians. Show them the word Ephesians as you turn to it.
- Give each crew 1 set of the **Bible Story Pictures** for each kid.
- Instruct Crew Leaders to put the Bible Story Pictures in the middle of their circle and give each kid a sandwich bag.
- As you tell the story, kids will find the pictures as you prompt, and glue/tape them in their journals in order.

### THE POWER OF THE HOLY SPIRIT

- Place the Bible Story Picture so it is visible to all kids.

**“This week we have learned about some people who thought they could be good on their own, and some people, like Daniel, who trusted in and followed God’s plan. Today we’re learning about a man named Paul, who at one point was following his own heart, but then chose to follow God’s.”**

**Paul (find picture of Paul) was a religious leader during the time after Jesus had died and was resurrected. Paul really thought he had all the right answers. He believed followers of Jesus were wrong and had to be stopped. One day, on the road to arrest believers, Jesus spoke to Paul. Paul learned that Jesus is really God’s Son. From that point forward, Paul worked with all of his heart to tell people about Jesus. Paul took a lot of trips and started churches in many of the places he went. (picture of map)**

### BIBLE STORY:

The Power of the Holy Spirit  
(Ephesians 3:16-4:6)

### TODAYS POINT:

The Holy Spirit changes us.

### SOME PEOPLE SAY:

Follow your heart to be good.

### GOD SAYS:

The Holy Spirit will teach you what is good.


### SMALL GROUP PREP

- People Say/God Says Posters (Days 1 -4; 1 set/ station)
- Daily Truths Printable (1 set/station)
- Journal (1/kid)
- Day 4 Bible Story Picture (1/ station)
- Next Step Poster (1/station)
- Bible Story Pictures Printable (1 set/kid)
- Theme Verse Poster
- Sandwich bags (1/kid)
- glue dots or double-sided tape
- Empty bottles/mason jars with lids (4/crew/rotation)
- Message in a Bottle Verses (1 set/crew/rotation)
- Message in a Bottle Points (1 set/crew/rotation)
- mini sand buckets (1/crew/rotation)
- Starring You Response Cards (1/kid)
- Playdoh or modeling clay (1/kid/rotation)


# Day 4 SMALL GROUP cont.





## SHARING THE GOSPEL

The  identifies an opportune time to share the gospel as led by the Holy Spirit.

*Ephesus was one of the towns Paul visited. He met some people who knew part of the truth about God but didn't know about Jesus. Paul shared with them the good news of the gospel and they became believers in Jesus. Paul stayed more than two years in Ephesus. God did amazing things during Paul's time there, and many became believers.*

*Later Paul wrote a letter to the church at Ephesus.  Paul knew what life was like there. Believers were often made fun of or arrested for talking about Jesus and there were people teaching wrong things about Jesus. It was easy to be angry or upset.*

*Paul began and ended his letter to the Ephesians by reminding them about God's love and how the Holy Spirit helps us understand God's love.  He writes a prayer asking that believers be strengthened by God's power through the Holy Spirit in their inner being and that Christ may dwell in their hearts through faith. He encouraged them to be rooted and established in love, so they can understand the how big God's love is and understand the depth of Christ's love. Ultimately, Paul wanted believers to be filled with the fullness of God, and that comes from the Holy Spirit.  The Bible uses images like fire to describe the Holy Spirit. It reminds us that the Holy Spirit is powerful, and give us power!*

*Then Paul challenged the people to grow in their relationship with Jesus so that they would know God's truth and not be easily fooled by those who only taught half-truths or even lies. Believing what tricky people say is like being a ship that is tossed about by the wind and waves. Instead, Paul encouraged the Ephesians to always speak God's truth with love so believers could grow to be more like Jesus. When we decide to follow Jesus and allow Him to change our lives, the Holy Spirit comes inside of us and changes our hearts. The Holy Spirit gives us the power to understand God's love, make good choices, and show love to others. Your last picture is our main point for today: [The Holy Spirit Changes Us.](#)"*

## REVIEW THE BIBLE STORY

- Hold up the [Bible Story picture](#)/or point to it and encourage kids to describe the scene.

**ASK:** "How did the truth about Jesus change Paul? How did Paul say the Holy Spirit should change the people in Ephesus?"

**SAY:** "We have some very special messages in a bottle to help us remember all that we've learned this week! Each message has a verse of Scripture and a number on it. Put them in order and read them together with your crew!"

- PREP: Prepare 2 "message bottles" per group by cutting the slips of paper from the [Message Bottle Verse and Main Points Printables](#) and putting verses in one jar and the daily points in another bottle/jar. Make sure they are mixed up and don't match numbers.
- Pass out the prepared message bottles.
- Instruct crews to open their bottles/jars and pull out their messages.
- Their goal is to match all of the verses with the correct main points and then put them in order of days 1-4.
- The first crew to put them all together and in order should stand up together.
- Wait until all crews are finished, and have that group read the verses and main points out loud.
- Ask crews to put one verse and one main point back in each jar, making sure they are mixed up.
- Invite kids to stand up and say all the daily main points from the week aloud together.






# Day 4 SMALL GROUP cont.



## SHARING THE GOSPEL

The  identifies an opportune time to share the gospel as led by the Holy Spirit.

**DAY 1: TRUTH COMES FROM GOD**

**DAY 2: GOD'S PLAN IS BEST**

**DAY 3: EVERYONE NEEDS JESUS**

**DAY 4: THE HOLY SPIRIT CHANGES US**

### KNOW IT- MUSICAL MEMORY VERSE:

- Call attention to the “**Theme Verse Poster.**”
- Guide kids to read Proverbs 3:5-6 aloud with you. Remind them on the word “**trust**” to clasp their hands together in front of their chest, on the word “**understanding**” point to their head, and on the word “**straight**” hold their arms out straight in front of them.
- Direct each crew to circle up and give each group a mini sandbucket.
- Explain to kids that on a boat, **port** means left and **starboard** means right.
- Play a song from the AWWBS Playlist and direct kids to pass it to **port** (left) until you pause the music.
- Whoever is holding the bucket when the music stops will say the memory verse aloud.
- While the song is playing, periodically change directions by shouting **port!** or **starboard!**
- TIP: For younger kids, omit the directional changes and just have them pass the bucket around in any direction.
- Repeat several times until most kids have had a chance to say the verse.

### NEXT STEPS:

#### FOR YOUNGER KIDS:

- Explain that because God's truth never changes, we can know, trust, and follow the truth about Jesus. Direct kids to say, “**God's truth never changes.**”
- Walk kids through the **Gospel Presentation Flags** again, and invite kids to recall what the A-B-C initials represent (admit, believe, confess).
- **SAY: “To follow anything, you have to take a first step! It may be time for you to take these steps toward trusting Jesus as your Savior.”**
- Invite kids to open their journals and either write or draw something that represents what they've learned this week.

#### FOR OLDER KIDS:

- Repeat the steps above for younger kids, then pass out the “**Starring You Response Cards.**”
- Allow kids a few moments to complete the cards to express what they know, or would like to know, about salvation. Assure the group that there are no right or wrong answers and there is no pressure for anyone to make a decision today. Collect the cards in a bucket. Make a plan for follow-up after you have privately reviewed kids' responses.
- Invite older kids to open their journals and write the name of each person from their crew on a blank page.
- Have kids go around and spell their names for each other and share one thing they want to learn more about God.



# Day 4 SMALL GROUP cont.



- Encourage kids to keep their journals and pray for their crew members this summer.
- Instruct kids to end this time by reflecting on all that they have learned this week.
- Invite them to write one thing that they feel like they learned about God this week.

FOR EVERYONE:

- Challenge kids to remember today's point and say it together: [The Holy Spirit Changes Us](#).
- Instruct kids to write today's point in their journals. Instruct crew leaders to help younger kids.
- Close in prayer.

**SAY:** *"This is our very last Bible Study time! I hope you have learned how much God loves you, that He has an amazing plan for your life, and that He loves you SO much that He sent His Son to rescue you and me and everyone! I am going to speak this prayer from Paul in Ephesians as a blessing over you as we close our time. Will you hold your hands open like you are receiving something? You can close your eyes or keep them open!*

*I pray that God will use his glorious riches to make you strong.  
May his Holy Spirit give you his power deep down inside of you to understand Christ's love.  
I pray Christ will live in your hearts because you believe in him.  
I pray that your love will have deep roots, that it will have a strong foundation.  
May you know how wide and long and high and deep God's love is!*

**Do you have a question or a next step? Write your name or question on a sticky note and stick it to our *Next Steps Wall!***

## OPTIONAL EXTRA CRAFT IT: THE HOLY SPIRIT MOLDS US

- Have playdoh or modeling clay available if you have extra time.
- Explain to kids that God created all of us and Isaiah 64:8 says, "Lord, you are our Father; we are the clay, and you are our potter; we all are the work of your hands."
- Allow kids to shape whatever they like out of the playdoh or clay.

