

BREAKER ROCK BEACH™



ORCA

Adventures

AWVBS 2024

ELEMENTARY

ACTIVITIES LEADER GUIDE



What this week is about...

THEME VERSE:

Trust in the Lord with all your heart, and do not rely on your own understanding; in all your ways know him, and he will make your paths straight. Proverbs 3:5-6

THEME MOTTO:

God's Truth Never Changes!

DAILY LESSONS:

DAY 1:

Bible Story: Satan Tricked Adam and Eve (Genesis 2–3)

Today's Point: Truth comes from God.

Some People Say: Truth can be different for different people.

God Says: Truth comes from Me.

DAY 2:

Bible Story: Daniel Chose God's Way (Daniel 1)

Today's Point: God's plan is best.

Some People Say: Do what makes you happy.

God Says: My plan for you is even better.

DAY 3:

Bible Story: The Rich Young Ruler (Mark 10:17-27)

Today's Point: Everyone needs Jesus.

Some People Say: Being a good person gets you into heaven

God Says: Everyone sins and needs a Savior.

DAY 4:

Bible Story: The Power of the Holy Spirit (Ephesians 3:16-4:6)

Today's Point: The Holy Spirit changes us.

Some People Say: Follow your heart to be good.

God Says: The Holy Spirit will teach you what is good.

Sharing **THE GOSPEL** with kids

The word gospel means “good news.” It is the message about Christ, the kingdom of God, and salvation. Use the following guide to share the gospel with kids.






The Goal: Consistent, Frequent, and Low-Pressure

Kids can trust Christ as Savior, and many of them do! Often, the ones who trust Him have heard consistent and frequent explanations of the gospel at home and church. However, young children are very eager to please adults, so we must be careful of what we say and how we present the Gospel. The child should take the initiative. Avoid directly asking a child if he or she wants to trust Christ as Savior, unless the child has been asking questions and showing clear signs of readiness to make this decision. It is also wise to avoid invitations where kids raise their hand or come to the front of the room to show their desire to trust Christ. Not only do children want to please adults, but they are also prone to copy the behavior of other children. Instead, simply give children the opportunity to talk to a leader or ask questions.

YOU Are A Gospel Seed Planter

Overall, you should see your evangelistic role as a gospel seed planter. You are laying a foundation of biblical truth and repeating the gospel message clearly, consistently and frequently, so kids will be prepared to understand and receive the gospel when they are ready. Children often need to hear the gospel message many times before they can understand and respond to it.

What to say:

-  **GOD RULES.** The Bible tells us God created everything, including you and me, and He is in charge of everything. (Genesis 1:1; Revelation 4:11; Colossians 1:16-17)
-  **WE SINNED.** Since the time of Adam and Eve, everyone has chosen to disobey God. (Romans 3:23) The Bible calls this sin. Because God is holy, God cannot be around sin. Sin separates us from God and deserves God’s punishment of death. (Romans 6:23)
-  **GOD PROVIDED.** God sent His Son, Jesus, the perfect solution to our sin problem, to rescue us from the punishment we deserve. It’s something we, as sinners, could never earn on our own. Jesus alone saves us. (John 3:16; Ephesians 2:8-9)
-  **JESUS GIVES.** Jesus lived a perfect life, died on the cross for our sins, and rose again. Because Jesus gave up His life for us, we can be welcomed into God’s family for eternity. This is the best gift ever! (Romans 5:8; 2 Corinthians 5:21; 1 Peter 3:18)
-  **WE RESPOND.** We can respond to Jesus. The ABCs of Becoming a Christian is a simple tool that helps us remember how to respond when prompted by the Holy Spirit to receive the gift Jesus offers.

Day 1 ACTIVITIES

TRUTH COMES FROM GOD

WELCOME

SAY: "Hey kids! Welcome to Adventure Week VBS! My name is _____. Today we'll hear a story from the Bible about someone who pretended to be a snake so he could trick a man and woman. The man and woman learned that some people do not tell the truth, and we learned that Truth comes from God! We're going to do some fun activities today to help us learn our Memory Verse, and remember our Bible Story!"

- Before the session starts, make sure you take time to get to know kids' names and to introduce new kids to other kids who are welcoming and friendly.
- ****LEADER TIP:** If you have rotations with a large amount of kids, you could split these into stations and have kids rotate.

TRUE OR FALSE?

- Direct kids to form a circle with 1-2 crews each and toss a beach ball in a random pattern until you say, "Stop!" Prompt the kid holding the ball to make a statement that is completely true, and one that is completely false, or made up. Give an example first, and then instruct Crew Leaders to go first for each group to allow them to give an example before passing to kids. Each time, challenge the group to evaluate the truth of the statement and guess which is true and which is false. Repeat several times.

SAY: "Sometimes you will hear things about God that sound true, or partially true, but are not the truth at all. Where can you go to find out the truth?" After allowing kids to answer, mention reading the Bible, talking to trusted adults, and praying."

MEMORY VERSE REVIEW: LIGHTHOUSE STACKING

- Make sure the "Theme Verse Poster" is visible.
- Form teams with 1-2 crews each. Each team will form a circle and be seated. Explain the object of the game: to build a lighthouse, alternating the cups' colors (red and white) and positions (mouth up, mouth down, mouth up ...).
- Give each team a set of cups, and signal kids to begin. Player 1 will position the first cup as he says the first word of the memory verse. Player 2 will position the next cup and say the second word, and so on. If the tower topples, players must start over from the beginning.
- After the player places the cup with the final word ("God") on top of the stack, the whole team should stand and read the entire verse in unison.
- Discuss: "**If all of God's Word is true, how should that affect what you say and do?**"
- Play additional rounds of the game if time allows.



BIBLE STORY:

Satan Tricked Adam and Eve (Genesis 2–3)

TODAYS POINT:

Truth comes from God.

SOME PEOPLE SAY:

Truth can be different for different people.

GOD SAYS:

Truth comes from Me.

ACTIVITIES PREP

- **Theme Verse Poster** (1/rotation) posted somewhere so it is visible to kids
- red plastic cups (16/2 crews/rotation)
- white plastic cups (16/2 crews/rotation)
- Clean sheet or lightweight shower curtain (1/1-2 crews/rotation)
- Beach balls (2)
- Permanent marker (older kids)
- Boundary makers/cones (20-30/rotation)

Day 1 ACTIVITIES

cont.



TRUE OR FALSE TAG

- PREP: Using boundary markers, create a rectangular playing field with a center line.
- Form two teams. Instruct teams to line up on opposite sides of the center line facing each other. Identify one team as the “True” team and the other as the “False” team.
- The boundary line behind a team is its goal.
- When the leader says a true statement, the True players will run for their goal while the False team tries to tag them (The sky is blue, truth comes from God, Satan tricked Adam and Eve, and so forth.)
- If the leader says a false statement, the False players will run for their goal as the True team tries to tag them. (Grass is purple, Adam and Eve obeyed God, truth can be different for different people, and so forth.)
- If players are tagged, they must join the other team. The team with the most players at the end of the game wins.

BIBLE/LIFE APPLICATION DEBRIEF

- Players had to determine what was the truth and what was a lie. We must do this in life as well.
- **SAY:** *“Some people will say things like, ‘Truth can be different for different people; but we know that truth comes from God.’”*

OPTIONAL ADDITIONAL ACTIVITY: MUSHY AND SNEAKER WAVES

- Guide kids to get with in groups of 1-2 crews each and stand around the sheet or shower curtain and pick it up, grasping the edges with both hands.
- Explain that “mushy waves” are gentle, lightly breaking waves that wash onto the beach gently; “sneaker waves” are large, unexpected waves that can move heavy debris all around the beach.
- Allow kids to simulate each kind of wave by lightly or vigorously waving the sheet.
- Toss both beach balls onto the sheet and call out “sneaker wave!” or “mushy wave!” at random. Challenge kids to keep the balls from falling off the sheet as they simulate each wave type.
- **FOR OLDER KIDS**
 - Form two teams. Assign one beach ball to each team, marking them if they look identical. Challenge kids to keep their own ball on the sheet while attempting to eject the opposing team’s ball.

WHILE EATING SNACK

SAY: *“God created the world, including Adam and Eve. What happened to Adam and Eve in today’s Bible story?” (Answers will vary)*

- As kids recall the story, gently correct any misunderstandings.
- Remind kids that God said He would send someone to beat Satan someday, and He sent Jesus.
- Tell boys and girls: “Today’s story taught us that God’s words are true. God loves us and wants to forgive us when we choose to disobey.”
- Pray. Thank God for sending Jesus so we can know God’s words are true and we can be forgiven when we disobey.



Day 2 ACTIVITIES

GOD'S PLAN IS BEST

WELCOME

SAY: "Hey kids! Welcome to Day 2 of Adventure Week VBS! If this is your first night here, we're so excited to have you. If this is your second night here, welcome back! Today we're learning about a man named Daniel who followed God's plan and trust that it was better!"

- Before the session starts, make sure you take time to get to know kids' names and to introduce new kids to other kids who are welcoming and friendly.
- **LEADER TIP: If you have rotations with a large amount of kids, you could split these into stations and have kids rotate.

SALMON SWIMMING

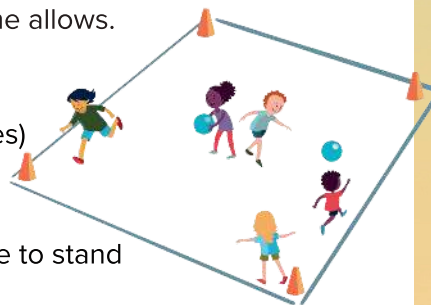
- Explain that Pacific salmon are born in rivers and streams but swim out to sea to grow up. When the salmon are grown, they swim upstream. The salmon may swim hundreds of miles and have been known to swim up waterfalls and across flooded city streets!
Optional: show video clip of salmon swimming upstream

SAY: "You might say that doing something hard is like a salmon swimming upstream. You may be the only one in the group who follows God's plan (like salmon going the opposite direction of all that water), but following God's plan is always best. We're going to play a game that is like a salmon trying to swim upstream!"

- Split kids into groups of 2-3 crews. Enlist two kids to kneel behind one of the tape lines. (Caution them that their job will be very difficult!) The remaining kids should kneel behind the opposite line. Provide a plate to each kid.
- Place two table tennis balls (the "salmon") close to the first line. Explain that the two volunteers will help the salmon reach the opposite line by vigorously fanning the balls with their plates. The other kids will provide resistance from upstream by fanning the balls in the opposite direction. Players may not touch the balls with the plates—air power only.
- When one of the balls reaches either tape line, choose a kid and prompt her to describe a way to follow God's plan that can be difficult or might set her apart from those around her. Help kids brainstorm as needed. Follow up: "Why is choosing to (insert kids' responses) the best choice?"
- Choose two new "salmon swimmers" and play again as time allows.

TIDE POOL TWIST UP

- Create a square playing field with boundary makers (cones)
- Choose one player to be the "Thrower" in the center of the square.
- Instruct the other players to choose a corner of the square to stand in. The corners will be considered safe zones.
- When the Thrower calls, "Tide Pool Twist Up," the other players must run from one corner to another (whichever corner they want) without getting tagged by a playground ball.



2

BIBLE STORY:

Daniel Chose God's Way (Daniel 1)

TODAYS POINT:

God's plan is best.

SOME PEOPLE SAY:

Do what makes you happy.

GOD SAYS:

My plan for you is even better.

ACTIVITIES PREP

- **Theme Verse Poster** (1/rotation) posted somewhere so it is visible to kids
- Table tennis balls (2)
- Sturdy paper plates (1 per person)
- Painter's tape - place two parallel tape lines on the floor about three feet apart.
- (Optional) Find and be ready to show a video clip of salmon swimming upstream
- 5-10 lightweight foam playground balls
- Boundary markers(cones)
- blindfolds
- (Optional) pool noodles

Day 2 ACTIVITIES

cont.



- As the players are running, the Thrower will try to get players out by throwing the ball below the neck and tagging them with it.
 - Players who are hit by a playground ball become Throwers.
 - The last runner standing wins and gets to lead the group in reading the “**Theme Verse Poster**” together.
- **ALTERNATIVE:** Can use pool noodles to “jellyfish tag” instead of throwing balls.

OPTIONAL ADDITIONAL ACTIVITY: SHIPS IN THE DARK

- Choose one player to be the “Lighthouse.”
- Choose 5–10 players to be “Rocks” and allow them to spread out around the play area.
- Guide the remainder of players to become “Ships.”
- The Ships must close their eyes or wear a blindfold as they attempt to navigate their way through the playing field to the Lighthouse.
- If a Ship bumps a Rock, the Ship must freeze at the Rock, making a swishing noise like water hitting a rock.
- As the Ships attempt to find the Lighthouse, the Lighthouse must continually make a beeping noise to help guide the Ships to safety.
- The first Ship to successfully reach the Lighthouse becomes the new Lighthouse.
- Allow kids to switch roles and play more rounds as time allows.

****WHILE EATING SNACK****

REVIEW THE BIBLE STORY AND PRAY

SAY: “*Today we learned about Daniel and his friends. How did they choose to follow God’s plan?*” (Answers will vary)

- As kids recall the story, gently correct any misunderstandings.
- Remind boys and girls that in today’s Bible story, Daniel and his friends chose to follow God’s plan for them.
- Ask other questions about the story to help reinforce what they learned.
- Ask kids to say today’s point with you: **God’s Plan is Best.**
- Pray. Thank God for sending Jesus so we can know God’s words are true and that God has the very best plan for us! Pray that kids will choose to follow His plans!



Day 3 ACTIVITIES

EVERYONE NEEDS JESUS

WELCOME

SAY: “Hey kids! Welcome to Day 3 of Adventure Week VBS! If this is your first night here, we’re so excited to have you. If this is your third night here, welcome back! Today we’re learning about a story of a rich, young ruler and a conversation he had with Jesus! Our point for today is **Everyone Needs Jesus**. Can you say that with me?”

- Before the session starts, make sure you take time to get to know kids’ names and to introduce new kids to other kids who are welcoming and friendly.
- ****LEADER TIP:** If you have rotations with a large amount of kids, you could split these into stations and have kids rotate.

READY. SET. CLAW!

- **SAY:** “*At Breaker Rock Beach, you might see live crabs or their empty shells. Crabs use their large front claws to gather and tear apart their food.*”
- Give everyone a paper bag to wear on one hand—a “crab claw.” Explain that kids’ free hands must stay behind their backs at all times.
- Form two teams. Set the buckets on opposite sides of the room and scatter the paper wads on the floor. Designate one bucket for each team.
- Set your timer for one minute. Give the signal: “Ready, Set, Claw!” When you do, players will race to gather one paper wad at a time in their “claws” and drop it in their own team’s bucket. The team with the most paper wads wins the game and gets to read the “**Theme Verse Poster**” together!
- **FOR OLDER KIDS:** If all the paper wads are gathered before time expires, permit players to retrieve paper wads one at a time from the opposing team’s bucket and drop them in their own team’s bucket.

BUILD THE BIBLE VERSE

PREP: Cut out the Bible verse words from the **Sand bucket Bible Verse Cards** and tape one card to the inside of each bucket. Have one set of buckets per 1-2 crews.

SAY: “*This week we are learning that God’s plan is best, and we should follow Him instead of the ways of the world. Let’s build some sandcastles as we practice our verse!*”

- Tell kids that people like to build sandcastles on the beach.

SAY: “*We can’t build a beach sandcastle in this room, but we can build using Sand buckets.*”

- Guide kids to build a structure using the provided sand buckets. They will have 1 minute to build a castle.
- Play “Breaker Rock Beach” from the AWVBS playlist as kids build.
- Allow kids to knock down the structure.
- Show kids how Bible verse cards are taped to the inside of the buckets, and instruct them to move the verse words to the outside of the buckets and put the verse in order.
- Continue playing music until all teams have put their verses in order.



3

BIBLE STORY:

The Rich Young Ruler
(Mark 10:17-27)

TODAYS POINT:

Everyone needs Jesus.

SOME PEOPLE SAY:

Being a good person gets you into heaven

GOD SAYS:

Everyone sins and needs a Savior.

ACTIVITIES PREP

- **Theme Verse Poster** (1/rotation) posted somewhere so it is visible to kids
- 2 large buckets (1 set/1-2 crews)
- Paper lunch bags (1/kid/rotation)
- Paper wads (about 20/1-2 crews)
- Timer
- mini sand buckets
- **Sand bucket Bible Verse Cards** (1/1-2 crews/rotation)
- extra tape to keep at the station if needed between rotations
- pool noodles (several/rotation)
- Beach balls (1/crew/rotation)

Day 3 ACTIVITIES

cont.



CLAP. CLAP. CATCH

- Instruct crews to spread out and give each crew a beach ball.
- Explain that kids must throw their beach balls into the air and clap their hands as many times as they can before they catch them.
- They will take turns, each person getting 3 chances to get the most claps. The kid with the most claps wins the round.
- ****TIP:** Start with everyone throwing her beach ball into the air at the same time and clap once before catching it.
 - Add a clap to each throw to see who can stay in the game the longest.

OPTIONAL ADDITIONAL ACTIVITY: RAFT. RAFT. CANOE!

- This game is like “duck, duck, goose”
- Gather the boys and girls in a large circle and direct them to sit facing toward the center of the circle.
- Choose one person to be the tour guide who will walk around the outside of the circle. Give him a pool noodle.
- As the guide walks around, he will row the pool noodle like a paddle and gently tap each player’s head or shoulder with the pool noodle.
- The guide will name each kid a “raft” until he picks a “canoe.”
- Once someone is named the “canoe,” he will get up and chase the guide around the circle before the guide reaches the “canoe’s” original spot. Whoever gets to the spot last is the guide for the next round and will pass off the noodle.
- Continue play until as many kids as possible have had a turn.

****WHILE EATING SNACK****

REVIEW THE BIBLE STORY AND PRAY

SAY: “*Today we learned about the rich young ruler. What did Jesus tell him about how to be good?*” (Answers will vary)

- As kids recall the story, gently correct any misunderstandings.
- Ask other questions about the story to help reinforce what they learned.
- Guide kids to say the point again when you say: “Some people say being a good person gets you into heaven, but God says” **Everyone sins and needs a Savior.**
- Ask kids to say today’s point with you: **Everyone Needs Jesus.**
- Pray. Thank God for sending Jesus so we can know God’s words are true and we can be forgiven when we disobey.



Day 4 ACTIVITIES

GOD'S PLAN IS BEST

WELCOME

SAY: "Hey kids! Welcome to Day 4 of Adventure Week VBS! If this is your first night here, we're so excited to have you. The rest of you, welcome back! Today we're learning about a very special person called the Holy Spirit. Today's point is [The Holy Spirit Changes Us](#). Can you say that with me?"

- Before the session starts, make sure you take time to get to know kids' names and to introduce new kids to other kids who are welcoming and friendly.
- **LEADER TIP: If you have rotations with a large amount of kids, you could split these into stations and have kids rotate.

SWIM RING AROUND THE ROSIE



- OPTIONAL PREP: Tape white and red tape around hula hoops so they look like a lifesaver swim ring.
- Remind kids that every Bible story they heard this week is true. The people really existed and the events really happened.

SAY: "One way to speak the truth is to talk about the stories you heard at VBS and how they help you trust and follow the truth about God."

- Guide kids to form a circle and hold hands. Hand the swim ring to one of the kids.
- Play music from the AWWBS playlist and guide kids to pass the ring from person to person by stepping through it until you stop the music at an unexpected time. They should keep holding hands and not break their circle.
- Pause the music. Hold up any of the [Bible Story teaching pictures](#) and prompt the holder of the swim ring to tell you an important truth kids can learn from the story. (Simply ask your youngest kids to recall and describe one story detail or answer a simple question about the story.)
- Repeat Steps 3 and 4 until all the teaching pictures have been used.
- As time allows, play additional rounds of the game. Prompt the swim ring holders to identify a good time to tell other people the truth about God, or to tell you any of the Daily Points:
 - Day 1: Truth comes from God, Day 2: God's plan is best, Day 3: Everyone Needs Jesus, Day 4: The Holy Spirit changes us

SEA ANIMAL LIMBO

- Two leaders (or children) hold up a pool noodle between them as a limbo bar. Hold the noodle at a height that all kids will need to bend to go under it, but do not set it too low.
- Guide kids to line up facing the limbo bar (pool noodle).
- Call out: "Penguin!" Children must go under the limbo bar moving as a penguin. Call out other animals: bear, octopus, deer, beaver, mountain goat, wolf, snake, raccoon, squirrel, or other animals of the Pacific Northwest.
- As kids pass under the bar, they should say Today's Point: Everyone needs Jesus.



4

BIBLE STORY:

The Power of the Holy Spirit
(Ephesians 3:16-4:6)

TODAYS POINT:

The Holy Spirit changes us.

SOME PEOPLE SAY:

Follow your heart to be good.

GOD SAYS:

The Holy Spirit gives us the power to do what is right.

ACTIVITIES PREP

- [Theme Verse Poster](#) (1/rotation) posted somewhere so it is visible to kids
- [Bible Story Pictures Days 1-4](#) (1/rotation)
- Large hula hoops (1/crew/rotation)
- (Optional) red tape to create a life saver ring
- Pool noodles (several/rotation)

Day 4 ACTIVITIES

cont.



- Children can also say the VBS Motto (God’s truth never changes!), **Theme Verse**, or something they learned in the Bible story.
- Do not lower the bar between turns. Just change the method of moving.

OPTIONAL ADDITIONAL ACTIVITY: ISLAND HOP

- PREP: Lay several hula hoops out on the ground, spread out over the full play area.
- Mark off the play area with cones or chalk.
- Children will move around the islands (hoops) in whatever manner the leader calls out (whale, octopus, paddling a canoe, fish, and so forth).
- When the leader shouts, “Shark” everyone must get on an island (hula hoop).
- Everyone should work together to help as many as possible fit on an island.
- After a few rounds, remove a hoop. Continue to remove hoops until everyone can still fit snugly together in all of the hoops. On the last “shark” call of the game, lead the boys and girls to say Today’s Point before they get off their islands.

****WHILE EATING SNACK****

REVIEW THE BIBLE STORY AND PRAY

SAY: *“Today we learned about the Holy Spirit. Who is the Holy Spirit and why is He important?” (Answers will vary)*

- As kids recall the story, gently correct any misunderstandings.
- Ask other questions about the story to help reinforce what they learned.
- Guide kids to say the point again when you say: “Some people say follow your heart to be good, but God says ... **”The Holy Spirit will teach you to do what is right.**
- Ask kids to say today’s point with you: **The Holy Spirit changes us.**
- Pray. Thank God for sending Jesus so we can know God’s words are true and for sending us the Holy Spirit to be our Helper!

