

### LESSON 3

## THE GOOD SAMARITAN

### LESSON AT A GLANCE

**WONDER TRUTH:** Jesus Teaches Us to Show Compassion

**SCRIPTURE:** Luke 10

**GOD'S BIG STORY:** Jesus teaches us to love our neighbors as we love ourselves. He shares a parable about the one neighbor—a Samaritan—who showed mercy and compassion to an Israelite in need of help.

**WORD OF WONDER:** 'Love the Lord your God with all your heart and with all your soul. Love him with all your strength and with all your mind.' And, 'Love your neighbor as you love yourself.' —Luke 10:27 (NirV)

### CURIOSITY

### BELIEF

### FAITH

- Welcome Question: Who is your neighbor? How have you helped your neighbor?
- Curiosity Questions
- Interactive Game: Compassion or Trash?
- Declaring God's Wonder
- Prayer of Invitation
- Worship
- God's Big Story
- Connecting the Wonder Truth
- Responding in Worship
- Blessing Your Kids



### Large Group Estimated Schedule:

20 minutes prior to service time - SG leaders are in place. Kids are seated in game rotations. The Bible story coloring sheets are available to color. Upbeat music is playing.

10 minutes prior to service time - LG leader is on mic introducing themselves and creating banter with kids

5 minutes prior to service time - LG leader asks Welcome Question and the slide is displayed

2 minutes prior to service time - 2 minute countdown and clean-up

Right at service time - LG leader begins with welcome and declaration

Large group runs 25-35 minutes

Small group runs 25-35 minutes

### INVITATION

We invite you to pause, listen, and shift your gaze toward the Father ...

### LESSON AT A GLANCE

**WONDER TRUTH:** Jesus Teaches Us to Show Compassion

**SCRIPTURE:** Luke 10

**WORD OF WONDER:** Luke 10:27

When the lawyer in Luke 10 asked Jesus the question, I wonder if he expected a checklist. If he knew Him, however, he should have known that inheriting eternal life would not be reduced to a checklist.

This “expert in the law” just wanted to know how to do the thing. “How do I inherit eternal life?” he asked. He probably thought he had it in the bag, and this would simply be confirmation. He recited the answer he had memorized: “Love the Lord your God with all your heart and with all your soul and with all your strength and with all your mind”; and, ‘Love your neighbor as yourself’” (Luke 10:27, NIV).

But Jesus wanted more: He wanted the man’s life to change. So Jesus responded with a parable, knowing that those who have ears to hear will understand His story. Take a few moments now to read Luke 10:25–37.

Have you ever heard a sermon and thought, “It was like the pastor was speaking directly to me! It’s like he saw me this week!” You had ears to hear that message—the double-edged sword of God’s Word cut right to the heart.

This lawyer needed to consider who his neighbor was. It’s easy to show compassion to the people we know and understand, but Jesus wanted him (and He wants us) to know that our neighbor is the one who is near to us. Our mission is to show compassion to whoever God leads us to on any given day, because showing compassion is evidence of our faith—of the family we belong to and our inheritance of eternal life.

—Courtney Wilson

Children’s Pastor

Contributor to Wonder Ink

**DID YOU KNOW?**

**FOUNDATION BUILDING BLOCKS**

**WHO?**

Samaritans and Jews were not normally friendly with each other. Even Jesus' own followers asked God to judge Samaritans harshly with fire from heaven (Luke 9:51–56). But Jesus makes a certain Samaritan the compassionate “neighbor” of His story.

**WHAT?**

For priests, purity rules required avoiding any contact with corpses. Nonetheless, the merciful preservation of life would always take precedence. A priest or Levite can offer life-preserving aid, but in the story they each make a deliberate choice to avoid risk or inconvenience.

**WHERE?**

Eventually, Jesus' disciples will preach the message of Jesus in the villages of Samaria (Acts 8:25). In doing so, they will fulfill Jesus' parting words in Acts 1:8 as they testify from Judea, to Samaria, to the very ends of the earth.

**WHEN?**

This parable comes shortly after Jesus sent out His 72 disciples to carry the message of the kingdom to local villages and towns (Luke 10:1–20). Jesus' growing reputation prompts a teacher of the law to test Him.

**CONNECTING TO GOD'S BIG STORY**

God redeems the world through the children of Abraham, and Jesus is the promised descendant of Abraham (Galatians 3:16). Because of Jesus, racial or ethnic boundaries are no obstacle for God, for Jews and Gentiles are members of one body in Christ (Ephesians 3:6).

## Large Group

**Spark curiosity, encourage exploration, and get kids thinking about the wonder of God.**

### LESSON AT A GLANCE

**WONDER TRUTH:** Jesus Teaches Us to Show Compassion

**SCRIPTURE:** Luke 10

**WORD OF WONDER:** Luke 10:27

### As kids arrive...

Around 10 minutes before service begins, display series theme loop as the LG leader gives a welcome. Play high-energy music in the background.

LG Leader walks around the room on mic and greets kids by name as they enter the room. Be sure to move to their level and introduce yourself to any new friends. Welcome kids by name and ask them to come up with one word to describe their week. Be extra intentional about hearing and responding to what they say.

### SLIDE: SERIES THEME LOOP

## Welcome Question

**SUPPLIES:** whiteboard, poster paper, or butcher paper, writing utensils

### SLIDE: WELCOME QUESTION

Before kids arrive, write the following question on a whiteboard:

“Who is your neighbor? How have you helped your neighbor?”

About 5 minutes before service, display the Welcome Question Slide and read it aloud.



**Leader Tip:** Kids in your ministry likely live in all different types and sizes of homes. Avoid drawing attention to the size or type of houses or apartments. Instead, individually affirm kids on their drawings, and show interest in the ways they have helped their neighbors!

### At your start time ...

### VIDEO: COUNTDOWN

Gather kids together and welcome them warmly. Call on several kids to share their answers to the Welcome Question: **Who is your neighbor? How have you helped your neighbor?** Consider sharing an example from your own life of a time you helped a neighbor (or a time a neighbor helped you!).

**"Today in God's big story, we're going to see how Jesus teaches us to love our neighbors. He teaches us to show compassion to everyone. But first, it's time to be curious."**

## Interactive Game: Compassion or Trash?

**SUPPLIES:** buckets (1 per team of 2–10 kids), paperclips, masking tape, scissors (prep only)

**RESOURCES:** Compassion or Trash? Cards (1 per team of 2–10 kids), Compassion or Trash? Label Sheet (1 for every 2 teams)

For this activity, kids will work together in teams of 2–10 kids. There should be a minimum of two teams. Set out one bucket per team and place a horizontal line of masking tape on the floor about 8–10 feet from each bucket. These lines indicate where teams will line up. Print one set of the Compassion or Trash? Cards for every team, cut out the cards, and paperclip each set together. Each set should be in order, with card 1 at the top of the pile. Print the Compassion or Trash? Label Sheet and tape a label to each bucket.

**Leader Tip:** This interactive game works great with small and large ministry groups alike! If your group is small, you'll assign kids to two teams—with as many as 10 kids and as few as 2 per team. If your group is large, you can do the activity with as many teams as needed.

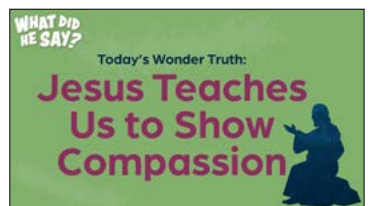
### SLIDE: COMPASSION OR TRASH?

Help kids form teams of 2–10 kids each. Encourage teams with mixed ages so older kids can help younger kids that can't read. Instruct each team to choose a bucket and line up behind the tape line across from it. Half the buckets should be labeled "Compassion" and the other half "Trash." Give a set of Compassion or Trash Cards to each team. Instruct each team to pick up the first card and read along as you read it aloud. Teams will talk together to determine whether the phrase shows compassion or does not show compassion. If their bucket is labeled "Compassion," and the phrase demonstrates compassion, the first person on their team will crumple up the card and try throwing it into their bucket. If their bucket is labeled "Trash," and the phrase does not demonstrate compassion, the first person on their team will crumple up the card and try throwing it into their bucket. If the phrase belongs to the other team's bucket, kids will simply discard it by setting it in a pile to the side. Go through all the cards this way with kids rotating through the line. The team who has the most wads of paper in their bucket at the end wins the game. Encourage volunteers to spread out in the room to assist teams as needed.

### SLIDE: WONDER TRUTH

**"Every day, we have opportunities to show compassion to others. Sometimes it's easy to show compassion, and other times, it's hard or feels inconvenient.**

**Today in God's big story, Jesus tells a story to teach others what it looks like to show compassion, even to people who some consider enemies. Today's Wonder Truth is JESUS TEACHES US TO SHOW COMPASSION."**



## Declaring God's Wonder

### SLIDE: DECLARATION

Read each line boldly and invite kids to repeat after you.

**Thank You, God, that You are good!** (Kids repeat.)

**You made me on purpose, for a purpose.** (Kids repeat.)

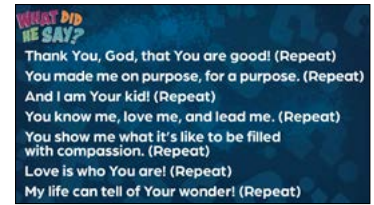
**And I am Your kid!** (Kids repeat.)

**You know me, love me, and lead me.** (Kids repeat.)

**You show me what it's like to be filled with compassion.** (Kids repeat.)

**Love is who You are!** (Kids repeat.)

**My life can tell of Your wonder!** (Kids repeat.)



## Prayer of Invitation

Before entering into God's big story, lead kids in a prayer of invitation. Use the prayer here or your own words: **"God, You are full of compassion and mercy, and we invite You to teach and lead us as You reveal Your truth to our hearts. Help us have open minds as the Holy Spirit guides our thoughts toward compassion. We are ready to hear! In Jesus' name, Amen."**

## Worship

"Today, we'll learn about how Jesus teaches us to show compassion to everyone we meet. Let's sing about showing compassion together!"

**WORSHIP SONGS: Say It Again, Lion and the Lamb**

## Word of Wonder

### SLIDE: WORD OF WONDER

"The Word of Wonder for the What Did He Say? series is Luke 10:27.

It comes from today's part of God's big story in which Jesus told a parable to help us understand what it actually means to love our neighbors as ourselves. Our neighbors are all of those who are around us, not just the people living next door. And just as Jesus loves everyone and shows compassion, He helps us love everyone too! This verse also tells us to love God with all that we are! Let's read the Word of Wonder together!"



## God's Big Story

### SLIDE: TITLE SLIDE

Tell kids the Gospel of Luke is found in the New Testament.

**"Let's start by watching part of God's big story directly from the Bible.**

**Afterward, we will experience more of the story!"**



### VIDEO: GOD'S BIG STORY



## LESSON 3 THE GOOD SAMARITAN

### EXPERIENCE IT! SCRIPT

**SUPPLIES:** red construction paper hearts (1 per kid), pink construction paper hearts (1 per kid), marker (1 per kid), whiteboard (optional), dry-erase marker (optional)

**RESOURCES:** Luke 10:30 Slide, Luke 10:36–37 Slide

Ahead of time, cut out red and pink construction paper hearts. Make sure they are large enough for kids to write on them. Set out markers.

Gather kids and give each a red heart, a pink heart, and a marker. Ask them to hold their paper hearts and markers in their lap. You will let them know when it is time to write on their hearts.

**"Jesus was with His people one day, and a certain expert in the law asked Jesus a question. The law was a set of instructions God gave to the Israelites to help them know how to live. The law was full of many things, but two very important parts of the law mattered most.**

**First, love God. Write "Love God" on the red heart.** Allow kids time to do so.

**Second, love your neighbor as you love yourself. Write "Love Neighbors" on the pink heart.** Allow kids time to do so.

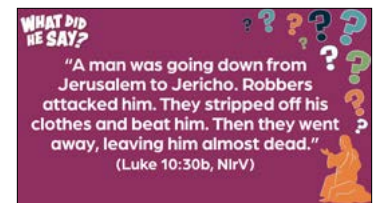
**Leader Tip:** Write "God" and "Neighbors" in large letters on the whiteboard for kids to copy as they write on their hearts. For younger kids, consider writing on their hearts ahead of time.

**The expert in the law asked Jesus a question because he wanted to make himself look good in front of those watching. This question was: "Who is my neighbor?" Jesus answered His question with a parable, an imaginative story that helps people understand what is true.**

**As I tell you the parable Jesus told that day, I'll ask you a few questions, and you will decide whether the people in the story are loving God, loving their neighbor, loving both God and their neighbor, or not loving anyone. Hold up whatever you think the answer is by lifting the appropriate heart.**

Display the Luke 10:30 Slide .

**A man was going down from Jerusalem to Jericho by himself. He was a Jewish man. In those days, it was very dangerous to travel and, while he was on the road, robbers attacked him. "They stripped off his clothes and beat him. Then they went away, leaving him almost dead"** (Luke 10:30, NIV).



**Did the robbers' actions show that they love God? Love others? Both? None? Show your answer.** Allow kids to respond.

**That same day, other people were traveling the same stretch of road. A priest came by and—instead of stopping—he moved to the other side of the road and kept going. He might have thought to himself, "I'm a priest of God's temple with an important job to do! I don't have time to stop."**

**What did the priest's actions demonstrate? Love God? Love others? Both? None? Show your answer.** Allow kids to respond.

Another man who was traveling came by the beaten man. He was a Levite. A Levite was another type of priest who served God by working in the temple. He saw the man, moved to the other side of the road, and kept going.

**What about the Levite ... Love God? Love others? Both? None? Show your answer.** Allow kids to respond.

The Levite thought he was doing what the law said by serving God in the temple, but he forgot the part about loving his neighbor.

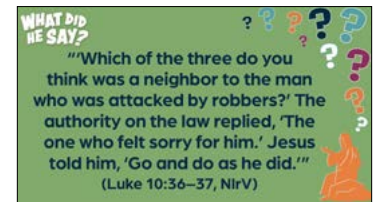
Another man who was traveling came by the man who was laying on the side of the road. He was a Samaritan and followed the one true God. When he saw the beaten man, he knew the man was Jewish. In those days, Samaritans and Jewish people weren't friends. They disagreed and argued about many things. But that didn't matter to the Samaritan man. He saw someone who needed help, and he stopped and cared for the Jewish man. He used oil and wine to care for his wounds and took him on his donkey to an inn to rest. He even paid the innkeeper to take care of him!

**What did the Samaritan man's actions demonstrate? Love God? Love others? Both? None? Show your answer.** Allow kids to respond.

Jesus finished telling the story and asked the expert in the law a question.

Display the Luke 10:36–37 Slide

Jesus asked, "Which of the three do you think was a neighbor to the man who was attacked by robbers?" The authority on the law replied, 'The one who felt sorry for him.' Jesus told him, 'Go and do as he did'" (Luke 10:36–37 NIV).



**What was Jesus telling the expert in the law to do? Love God? Love others? Both? None? Show your answer.** Allow kids to respond.

Jesus wanted everyone to understand that every person is a neighbor, even if that person is an enemy! He commanded us to love everyone because He cares about and loves all people. To be like Jesus, we need to show kindness and be willing to go out of our way to help others. Jesus teaches us to show compassion.



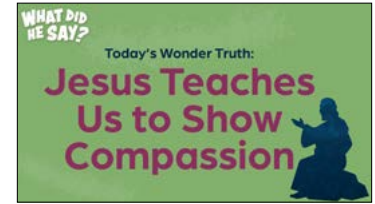
## Connecting the Wonder Truth

### SLIDE: WONDER TRUTH

Pose the following question to kids to help them connect the Wonder Truth to God's big story:

"Our Wonder Truth today is **JESUS TEACHES US TO SHOW COMPASSION**. Where did you see our Wonder Truth in the story?"

Allow kids to answer freely.



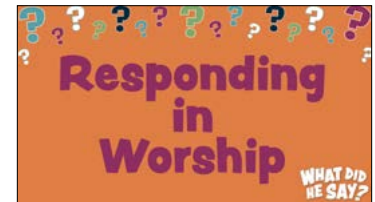
**God redeems the world through the children of Abraham, and Jesus is the promised descendant of Abraham (a Jew). But because of Jesus, racial or ethnic boundaries are no obstacle for God: now Jews and non-Jews are members of one body in Christ. The Samaritan in Jesus' parable demonstrates this truth well when he shows compassion to a Jewish man!"**

## Responding in Worship

### SLIDE: RESPONDING IN WORSHIP

Talk about ways we can respond to what we are learning with next steps such as tithing, prayer, asking questions, and worship. Encourage kids to ask their SG leaders any questions they were wondering during the lesson.

\*\*\*Introduce this next song and invite kids to respond and participate in worship. There are no motions to this video. Kids should still stand and leaders should model worship like they would in adult service. Please refer to the Worship Posture Tutorial on the resource page before leading.



### WORSHIP VIDEO: Your Great Name

## Blessing Your Kids

### SLIDE: BLESSING

Speak this blessing over your kids, as a group or as individuals. If you bless kids individually, insert each name into the blessing.

**Blessing:** May God remind you of His compassion as you meet people. May you bring His love to those in need. May you trust Him to guide you as you show His compassion to the world.

