

LESSON 4

JOSEPH AND JESUS

LESSON AT A GLANCE

WONDER TRUTH: God Sent Jesus to Save Us

SCRIPTURE: Matthew 1

GOD'S BIG STORY: An angel visits Joseph, a descendant of David, telling him Mary will have a son and His name will be Jesus because He will save the people from their sins.

WORD OF WONDER: The Lord himself will give you a sign. The virgin is going to have a baby. She will give birth to a son. And he will be called Immanuel. —Isaiah 7:14 (NIRV)

CURIOSITY

BELIEF

FAITH

- Welcome Question: Has anyone ever sent you something special? What was it?
- Interactive Game: Wrap the Leader
- Declaring God's Wonder
- Prayer of Invitation
- Worship
- God's Big Story
- Connecting the Wonder Truth
- Responding in Worship
- Blessing Your Kids



Large Group Estimated Schedule:

20 minutes prior to service time - SG leaders are in place. Kids are seated in game rotations. The Bible story coloring sheets are available to color. Upbeat music is playing.

10 minutes prior to service time - LG leader is on mic introducing themselves and creating banter with kids

5 minutes prior to service time - LG leader asks Welcome Question and the slide is displayed

2 minutes prior to service time - 2 minute countdown and clean-up

Right at service time - LG leader begins with welcome and declaration

Large group runs 25-35 minutes

Small group runs 25-35 minutes

INVITATION

We invite you to pause, listen, and shift your gaze toward the Father ...

LESSON AT A GLANCE

WONDER TRUTH: God Sent Jesus to Save Us

SCRIPTURE: Matthew 1

WORD OF WONDER: Isaiah 7:14

Growing up, I was always jealous of my sisters' names. They have fairly common names. Their names are not hard to pronounce, and every time we went on vacation, they found a personalized memento. As a six-year-old, this was heartbreaking!

One summer, my dad found me crying by myself after another trip to a souvenir store. I begged to know why he had chosen such an odd name for me! He told me that he and my mom had picked my name out of a list of other options because it meant something to them. Apparently, *Callie* means “beautiful!” Who knew?

Names have always held special meanings for their owners. But the most important naming is found in Matthew 1:21: “She will give birth to a son, and you are to give him the name Jesus, because he will save His people from their sins” (NIV). How wonderful that Jesus’ name has a special meaning not just for Him, but for us as well! Every aspect of Jesus proclaims that He has come to save us—right down to His name.

This Christmas season, remember Jesus’ name and that He came to save us from our sins. But also remember that He has promised to come again! And one day, every knee will bow, and every tongue will say, “Jesus is Lord.”

—**Callie Bogle**

Children’s Ministry Associate

Contributor to Wonder Ink

DID YOU KNOW?

FOUNDATION BUILDING BLOCKS

WHO?

The Gospel of Matthew does not name its own author, but early Christians ascribed it to one of the 12 disciples of Jesus named Matthew. He was a former tax collector.

WHAT?

Matthew 1 provides the genealogy of Jesus, the list of His ancestors back to Abraham. It also tells the story of how Jesus' adoptive father, Joseph, found out about Jesus' miraculous conception by the Holy Spirit.

WHERE?

The story takes place in Nazareth, which was the hometown of Joseph and Mary. Mary would have given birth there instead of Bethlehem had a Roman census not forced them to travel to Bethlehem, which fulfilled the prophecy of Jesus' birth in Micah 5:2.

WHEN?

The story takes place shortly before 6–4 BC. We know this because King Herod, who tried to have Jesus killed, died in 4 BC.

CONNECTING TO GOD'S BIG STORY

Long after God's promise to Abraham, He sent His Son, born as a baby to a young girl and her fiancé. Jesus, a descendant of Abraham, was the fulfillment of all God said He would do—finally, God sent Jesus to save the world.

Large Group

Spark curiosity, encourage exploration, and get kids thinking about the wonder of God.

LESSON AT A GLANCE

WONDER TRUTH: God Sent Jesus to Save Us

SCRIPTURE: Matthew 1

WORD OF WONDER: Isaiah 7:14

As kids arrive...

Around 10 minutes before service begins, display series theme loop as the LG leader gives a welcome. Play high-energy music in the background.

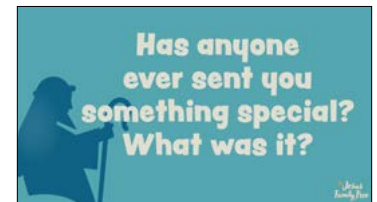
LG Leader walks around the room on mic and greets kids by name as they enter the room. Be sure to move to their level and introduce yourself to any new friends. Welcome kids by name and ask them to come up with one word to describe their week. Be extra intentional about hearing and responding to what they say.

SLIDE: SERIES THEME LOOP

Welcome Question 1-2 min

SLIDE: WELCOME QUESTION

About 5 minutes before service begins display the Joseph and Jesus Welcome Question Slide, or write the following questions on a whiteboard: "Has anyone ever sent you something special? What was it?"



VIDEO: COUNTDOWN

At your start time ...

Welcome each kid warmly by wishing them a Merry Christmas! Call on 1-2 kids to share their answers to the Welcome Question: **Has anyone ever sent you something special? What was it?**

"In today's story, we're going to see the very special gift God sent to the world—the gift that changed everything! But first, let's play a little game."

Interactive Game: Wrap the Leader 5–7 min

SUPPLIES: Christmas wrapping paper (1 large roll per group), scissors, tape, bows (3–5 per group)

SLIDE: WRAP THE LEADER

MUSIC: UPBEAT CHRISTMAS SONG

Before kids arrive, set out the supplies.

Leader Tip: You will need enough wrapping paper for each leader to be wrapped. Some discount stores carry especially small rolls, so check the length of the paper on the packaging (or purchase additional rolls) to ensure there is enough to fully wrap a leader.



Help kids form small groups, and give each group a roll of Christmas wrapping paper, scissors, tape, and bows. Each group will need a youth or adult leader.

Tell kids you will play a song, and as it plays, they will wrap their leader as a Christmas present. The team who has the best and most creatively wrapped leader at the end of the song wins! Choose an upbeat Christmas song, and play it for four minutes. At the end of four minutes, ask groups to put down their supplies. Then visit each group, commenting on their creative wrapping jobs! Decide which leader is wrapped best and most creatively and announce the winner.

SLIDE: WONDER TRUTH

"Did you have fun wrapping up your leader? Can you imagine sending your leader as a special gift to someone in the mail?"

Allow kids to respond. **That would be amazing!**



Today in God's big story, we're going to see the special gift God sent to the world. It wasn't wrapped up like your leader or any present you might open on Christmas. But it was the greatest gift anyone would ever receive, and it was sent with this special purpose in mind: to save us. In fact, that's today's Wonder Truth: **GOD SENT JESUS TO SAVE US."**

Declaring God's Wonder 1–2 min

SLIDE: DECLARATION

Read each line boldly and invite kids to repeat after you.

Thank You, God, that You are good! (Kids repeat.)

You made me on purpose, for a purpose. (Kids repeat.)

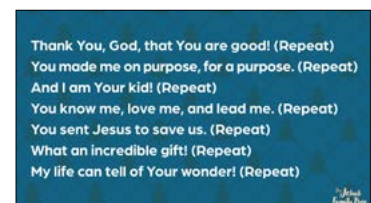
And I am Your kid! (Kids repeat.)

You know me, love me, and lead me. (Kids repeat.)

You sent Jesus to save us. (Kids repeat.)

What an incredible gift! (Kids repeat.)

My life can tell of Your wonder! (Kids repeat.)



Prayer of Invitation

1 min

Before entering into God's big story, lead kids in a prayer of invitation. Use the prayer here or your own words: **God, as we celebrate this very special day, quiet our hearts. Teach us to know You more as we celebrate the gift You gave to us. We are so grateful! We invite your Holy Spirit to lead us today. In Jesus' name, Amen.**

Worship

8–10 min

"Today, we'll learn about how God sent Jesus to save us! Let's sing about the joy and glory of Jesus' birth together!"

WORSHIP VIDEOS: Joy, Hark the Herald Angels Sing

Word of Wonder

1–2 min

SLIDE: WORD OF WONDER

"The Word of Wonder for The Jesus Family Tree series is Isaiah 7:14. In God's big story, we see that David's family tree includes Joseph. At first, Joseph didn't understand that Mary was carrying such a special gift, God's Son. This verse tells us about the sign God promised to give to the world. It was for Joseph and Mary, and it was for us too!"



God's Big Story

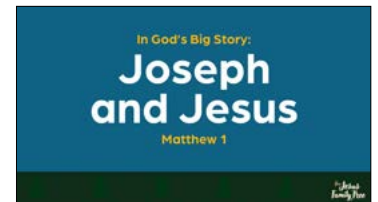
6–8 min

SLIDE: TITLE SLIDE

Tell kids today's story comes from the first book in the New Testament in Matthew 1.

"Let's start by watching part of God's big story directly from the Bible. Afterward, we will experience more of the story! "

VIDEO: GODS BIG STORY



Leader Tip: Kids may ask about the meaning of *virgin*. Keep your answer simple by explaining that a virgin is an unmarried woman. With these kinds of questions, it's often best to defer to parents: "That's a great question. We can't get into it right now, but of course you can ask your parents about it."

LESSON 4 JOSEPH AND JESUS EXPERIENCE IT! SCRIPT

5–7 min

SUPPLIES: whiteboards (1 per 5 kids), dry erase markers (1 per 5 kids), highlighter (optional)

SLIDES: GUESS WHO

Ahead of time, consider setting out the whiteboards and markers for each group of kids. Divide the large group into small groups of about five for the Experience It! time. Consider asking a volunteer to display the Guess Who? Slides. Print a copy of the script for her and highlight the cues for each slide.



"Long ago, after the first humans disobeyed God and broke their relationship with Him, God made a promise to a man named Abraham that the whole world would be blessed through his family. Many years later, a prophet named Isaiah had a message from God that the Messiah—the Savior—would be a descendant of King David, who was related to Abraham. So, how does the New Testament begin? With a genealogy—Jesus' family tree. The Bible is full of genealogies, or lists of people and their relatives. Why are genealogies important? Genealogies show people who their ancestors are; they are family trees that help people understand where they fit in God's big story.

Before we jump into Jesus' genealogy, we are going to play a little game of Guess Who? I need all of you to stand up with your group. Each group has a whiteboard. We will read a clue together from the slide. Your group's job is to guess who that clue describes by writing his or her name on the whiteboard. Then you will hold your whiteboard up to show me your answer. If your group guesses incorrectly, you will draw a little X at the top of the board. Be careful! If your group gets three X's, you will all sit down."

Leader Tip: For Younger Kids. You may modify this activity by having kids draw a picture of their answer, or you may scrap the whiteboards completely and have them answer verbally.

At this point, you can advance through the first three clues and answers, found on slides 2–7 (ending with the David slide). You can read each clue and allow kids to write down their answers. Then reveal the person each clue is describing. If groups guess incorrectly, you can remind them to write an X at the top of their whiteboards. Move through these slides quickly, only pausing 10–20 seconds between each one.

For your reference, here are the first three clues and answers:

Clue 1: I am the father of many nations. God kept His promise to me that I would have a son when I was very old.

Answer 1: Abraham

Clue 2: I followed my mother-in-law to her land and worshiped her God. God honored my faithfulness.

Answer 2: Ruth

Clue 3: I was not the likely choice to be anointed as king because I was smaller than my brothers, but God sees beyond what we see!

Answer 3: David

After slide 7 (the slide of David), you can say the following. (Do not advance to the slide 8 yet.)

We have one more individual, but I'm going to tell you a little about His story before you make your guess. Invite kids to sit down.

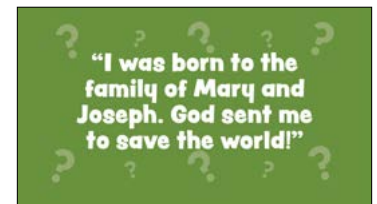


The Gospel of Matthew tells the story of Jesus' life, death, and resurrection, and it starts by making it clear who Jesus is. Jesus is the son, or descendant, of David and of Abraham. His family tree includes Ruth—the Moabite woman whose faithfulness God honored—and her great-grandson, King David. Jesus—the Messiah, the Christ—is the one God's family had been waiting to see. Jesus is the one God sent to save His people!

Hundreds of years after King David, a man named Joseph was born. Joseph was a part of David's family tree, and he was engaged to be married to a woman named Mary, who was expecting a baby. Joseph did not understand that the baby she was carrying was from God, so he considered calling off the marriage.

But as Joseph slept, an angel of the Lord appeared to him in a dream and said, "Joseph, son of David, don't be afraid to take Mary home as your wife. The baby inside her is from the Holy Spirit" (Matthew 1:20, NIV). The angel told Joseph that Mary would have a son and that Joseph should name Him Jesus because He would save His people from their sins.

When Joseph woke up, he did what the angel had told him to do. He took Mary home as his wife, and when the baby was born, Joseph named Him Jesus—which means "God saves."



Cue slide 8 and invite all kids to stand up. We have now come to our last individual, and I'm pretty sure you will be able to guess who this slide is describing. If you guess this person correctly, you can erase all the X's on your whiteboard. Can you guess who this special individual is? Advance to slide 8 and read the Jesus Clue Slide, allowing kids to write down their answers. If kids guess "Jesus" correctly, they may erase all their X's. Then encourage kids to sit back down and continue.

Display slide 9 (the Jesus Slide). Yes! Jesus is who God sent to save us!

God's plan was so big! God would save His people from their sins, and He would use a special family to make it happen. More than 1,500 years before Jesus' birth, God set the wheels in motion by giving Abraham and Sarah a son. From their son, many, many more descendants would be born. Eventually, Jesse's son David would



become Israel's greatest king, and from the "root" of David and Jesse's family tree, Jesus Himself was born. Jesus—the One who would grow up, be crucified, and rise again. Because of Jesus, our sins can be forgiven, and we can live with God forever. God sent Jesus to save us!"

Connecting the Wonder Truth

SLIDE: WONDER TRUTH

Pose the following question to kids to help them connect the Wonder Truth to God's big story:

"Our Wonder Truth today is **GOD SENT JESUS TO SAVE US**. Where did you see our Wonder Truth in the story? Allow kids to answer freely.

We learned today that long after God's promise to Abraham, He sent His Son, born as a baby to a young woman and her fiancé. Jesus, a descendant of Abraham, was the fulfilment of all God said He would do—finally, God sent Jesus to save the world!"



Responding in Worship

SLIDE: RESPONDING IN WORSHIP

Talk about ways we can respond to what we are learning with next steps such as tithing, prayer, asking questions, and worship. Encourage kids to ask their SG leaders any questions they were wondering during the lesson.

*****Introduce this next song and invite kids to respond and participate in worship. There are no motions to this video. Please refer to the Worship Posture Tutorial on the resource page before leading.**



WORSHIP VIDEO: SILENT NIGHT

Blessing Your Kids

SLIDE: BLESSING

Speak this blessing over your kids, as a group or as individuals. If you bless kids individually, insert each name into the blessing.

Blessing: "May you know the love of Jesus. May you know God's

gift can be life-changing for you and your family. This Christmas, may you be able to grasp how beautiful the gift of Jesus is. He has come to save us, and we can celebrate!"

