

LESSON 3

JESSE AND DAVID

LESSON AT A GLANCE

WONDER TRUTH: God Sees Beyond What We See

SCRIPTURE: 1 Samuel 16; Isaiah 11

GOD'S BIG STORY: God chooses Jesse's son David as Israel's king and reminds Israel that the Promised One—a branch from Jesse's family tree—will one day arrive and change everything.

WORD OF WONDER: The Lord himself will give you a sign. The virgin is going to have a baby. She will give birth to a son. And he will be called Immanuel. —Isaiah 7:14 (NIRV)

CURIOSITY

BELIEF

FAITH

- Welcome Question: Have you ever wished you could see into the future? What do you wish you could see and know?
- Curiosity Questions
- Declaring God's Wonder
- Prayer of Invitation
- Worship
- Word of Wonder: Isaiah 7:14
- God's Big Story
- Connecting the Wonder Truth
- Responding in Worship
- Blessing Your Kids



Large Group Estimated Schedule:

20 minutes prior to service time - SG leaders are in place. Kids are seated in game rotations. The Bible story coloring sheets are available to color. Upbeat music is playing.

10 minutes prior to service time - LG leader is on mic introducing themselves and creating banter with kids

5 minutes prior to service time - LG leader asks Welcome Question and the slide is displayed

2 minutes prior to service time - 2 minute countdown and clean-up

Right at service time - LG leader begins with welcome and declaration

Large group runs 25-35 minutes

Small group runs 25-35 minutes

INVITATION

We invite you to pause, listen, and shift your gaze toward the Father ...

LESSON AT A GLANCE

WONDER TRUTH: God Sees Beyond What We See

SCRIPTURE: 1 Samuel 16; Isaiah 11

WORD OF WONDER: Isaiah 7:14

What if we could see the image of God in people in the same way we can see freckles, dimples, or other family traits? Would it be easier for us to say, “That’s a child of God”? Would it help us treat people the way God wants us to treat them?

Well, God doesn’t give us the ability to physically see His image in others. Instead, He asks us to trust His sight. Read 1 Samuel 16:7. God reminds us that while we are attracted to outward characteristics, God looks for traits of the heart. And God is constantly looking for hearts with traits like His.

When God looked at David, Jesse’s youngest son, He saw the future king. Read Isaiah 11:1–2. Years later, when their enemies closed in and the future of David’s line appeared dire, God looked at Jesse’s family and saw the Branch sprouting from it—Jesus, the One who would change everything.

God sees beyond what we see. So, next time we encounter a new person or a challenging situation, let’s ask Him to help us see beyond outward characteristics and circumstances. May God give us spiritual eyes to see people’s hearts and increase our faith to trust His will.

—Callie Bogle

Children’s Ministry Associate

Contributor to Wonder Ink

DID YOU KNOW?

FOUNDATION BUILDING BLOCKS

WHO?

The author of the Book of 1 Samuel is anonymous. It is part of the same work as 2 Samuel, and together these books tell the story of how God worked in the life of King David to raise him from the position of a lowly shepherd to the ruler of Israel.

WHAT?

1 Samuel 16 tells of how God sent the prophet Samuel to anoint one of Jesse of Bethlehem's sons to be Israel's next king. Jesse and Samuel both thought God would pick one of the older sons, but God had His eyes set on David.

WHERE?

The setting of the story is Bethlehem, a town fewer than 10 miles from Jerusalem. This is the city of King David's birth, and in fulfillment of prophecy, this is also the city of Jesus' birth (Micah 5:2).

WHEN?

This story takes place after Saul had acted out of pride, disobeying God and failing his final test. God was displeased with Saul's actions and promised that Saul would lose his kingdom. God then sent Samuel to find a new king to rule over Israel.

CONNECTING TO GOD'S BIG STORY

Jesse's son David was known as Israel's greatest king and was the ruler to emulate. Yet even David failed, sinned, and disappointed. But the offspring of Jesse and David—King Jesus—eventually came to show us what the reign of God looks like in person!

LESSON 3 ELEMENTARY

Large Group

Spark curiosity, encourage exploration, and get kids thinking about the wonder of God.

LESSON AT A GLANCE

WONDER TRUTH: God Sees Beyond What We See

SCRIPTURE: 1 Samuel 16; Isaiah 11

WORD OF WONDER: Isaiah 7:14

As kids arrive...

Around 10 minutes before service begins, display series theme loop as the LG leader gives a welcome. Play high-energy music in the background.

LG Leader walks around the room on mic and greets kids by name as they enter the room. Be sure to move to their level and introduce yourself to any new friends. Welcome kids by name and ask them to come up with one word to describe their week. Be extra intentional about hearing and responding to what they say.

SLIDE: SERIES THEME LOOP

Welcome Question 1–2 min

SLIDE: WELCOME QUESTION

About 5 minutes before service begins, display the Jesse and David Welcome Question Slide: “Have you ever wished you could see the future? What do you wish you could see and know?”

VIDEO: COUNTDOWN

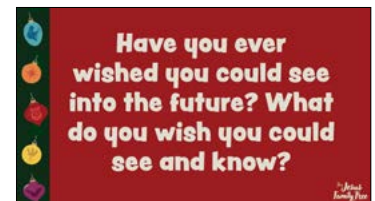
At your start time ...

Welcome kids warmly by asking who is excited about Christmas! Allow kids to respond. Call on 1-2 kids to share their answers to the Welcome Question: **Have you ever wished you could see into the future? What do you wish you could see and know?**

"Sometimes we can't see ahead or know what is going to happen next. That can seem scary to us, but God's plans are always greater than we can think or imagine! Today, we're going to see how God kept His promise to the world through Abraham's family, even after a thousand years. God planned to use David's family tree to bring hope to the world, hope that would change everything. They couldn't possibly understand when or how it would happen, but God sees beyond what we see and had a plan for the world!"

SLIDE: WONDER TRUTH

Today's Wonder Truth is **GOD SEES BEYOND WHAT WE SEE."**



Declaring God's Wonder

1–2 min

SLIDE: DECLARATION

Read each line boldly and invite kids to repeat after you.

Thank You, God, that You are good! (Kids repeat.)

You made me on purpose, for a purpose. (Kids repeat.)

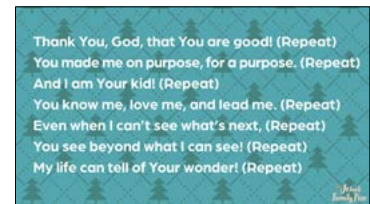
And I am Your kid! (Kids repeat.)

You know me, love me, and lead me. (Kids repeat.)

Even when I can't see what's next, (Kids repeat.)

You see beyond what I can see! (Kids repeat.)

My life can tell of Your wonder! (Kids repeat.)



Prayer of Invitation

1 min

Before entering into God's big story, lead kids in a prayer of invitation. Use the prayer here or your own words: **"God, we invite Your Holy Spirit to lead and teach us today. As You prepared hearts for the Promised One—Jesus—to come, we ask You to prepare our hearts today as we listen and respond. In Jesus' name, Amen."**

Worship

8–10 min

"Today, we'll learn about how God sees the big picture. He always knows what is best and, even when we don't understand what is going on, He knows what He is doing. Let's sing about how amazing God is together!"

WORSHIP VIDEOS: Joy, Hark the Herald Angels Sing

Word of Wonder

1–2 min

SLIDE: WORD OF WONDER

"The Word of Wonder for The Jesus Family Tree series is Isaiah 7:14. God honored Ruth's faithfulness by giving her a place in the family tree of Jesus. Jesus was Ruth's direct descendant (or relative). This verse promises that God will save His people—and us—through Jesus' coming. Let's read the Word of Wonder together!"



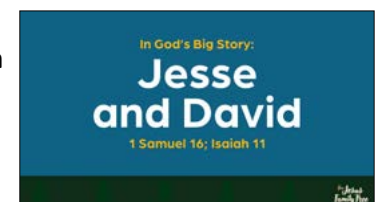
God's Big Story

6–8 min

SLIDE: TITLE SLIDE

Tell kids that today's story comes from two different books of the Bible, both found in the Old Testament. They are 1 Samuel and Isaiah.

"Let's start by watching part of God's big story directly from the Bible. Afterward, we will experience more of the story!"



LESSON 3 JESSE AND DAVID EXPERIENCE IT! SCRIPT

5–7 min

SUPPLIES: highlighter (optional)

SLIDES: Crown Slides, Pitcher Slides, Tree Slides, Eyeball Slides

Ahead of time, consider designating someone to shuffle through slides as you narrate the Experience It! Script. You can give this volunteer a copy of the Experience It! Script with the cues for the individual slides highlighted.

"Today we are going to have fun being detectives! Detectives must look closely for clues to solve the case. All of you are going to look for clues to help me as I tell today's story. Are my detectives ready? Pause for kids to respond. Great! Let's begin!"

After the first humans sinned, disobeying God and breaking their relationship with Him, God had a plan to heal His relationship with people. He planned on blessing the whole world through a special family. Ruth and Boaz were part of God's special family, and they had a son named Obed. He was the father of Jesse, and Jesse had many sons. One of these sons had a very important job. Can you figure out what his job was?"

SLIDE: CROWN SLIDES I need all my detectives to take a close look at the screen. When you think you know what the object in the picture is, jump to your feet. Show the first slide. After a few seconds, proceed to the next slide. Continue until the final Crown Slide is displayed. You can call on kids to guess as the slide zooms out. When the image is completely zoomed out, say: **What do my detectives see?** Pause for kids to respond.



That's right: a crown! What was Jesse's son's important job? Allow kids to answer. They will likely respond, "He was a king!"

Make It Inclusive!

This activity may be modified for kids who are not able to jump to their feet by asking them to raise their hands as soon as they recognize the picture.

Yes, God chose Jesse's youngest son—David—to be Israel's king.

On the day God chose David to be Israel's next king, God saw the big picture. At this time, Saul was the king of Israel. He was a very royal figure, standing head and shoulders above everyone else. But Saul was not a good ruler, and he repeatedly disobeyed God. The people wanted Saul as their king, but their choice was not God's best.

God had another king in mind. He told the prophet Samuel to go find a man named Jesse and his sons in the town of Bethlehem. God told Samuel to do something that we might not have ever seen anyone do.

Detectives, are you ready to guess what God had Samuel do? Take a look at the pictures on the screen, and when you think you know what they show, jump to your feet.

SLIDE: Pitcher Slides. As kids jump to their feet, you can call on different volunteers to guess what the slides show. Progress through the slides, and as the image zooms out, you can ask kids what it is. **Yes, that's a pitcher! What do you think God asked Samuel to do with this pitcher? This action might be hard to guess because we don't see it often.**



Allow kids to share their guesses.

Good ideas! God told Samuel to anoint one of Jesse's sons as king, which means pouring oil on someone's head to show others that God had given that person a special job. One by one, Jesse's sons appeared before Samuel, yet God said none of them was the one He had chosen. Finally, Jesse sent for his youngest son, David. David was not as tall or strong as his older brothers, yet when Samuel saw him, God said, "Stand up and anoint him; David is the one I've chosen."

You see, God doesn't look at outward appearances like people do. God sees beyond what we see, and God knew David loved Him. So, Samuel anointed David to show that he was God's choice to be the next king.

A few years later, David became king of Israel and served God with his whole heart, leading God's people well. King David became the greatest king Israel had ever known. Sadly, many of the kings after David turned their backs on the one, true God. Not long after David was king, Israel was divided into two kingdoms, and while God continued to show mercy to His people, they often wandered away from Him.

Two hundred years after David was king, the enemies of God's people were closing in, and it looked like the family line of Jesse and David was going to end. But then, God spoke through a prophet named Isaiah. He described Jesse's family as a certain object that we see every day.

Detectives, are you ready to see our next clue? Jump to your feet when you think you know this object. SLIDE: Tree Slides. As you progress through the slides, allow kids to guess what the slides show as they jump to their feet. They will eventually guess that it's a tree.



That's right! It's a tree! God said that "Jesse's family is like a tree that has been cut down." Isaiah prophesied that "a new little tree will grow from its stump. From its roots a Branch will grow and produce fruit" (Isaiah 11:1, NIV).

Have you ever heard of a family tree? A family tree is a way of explaining how people are related. Every child born or adopted into a family is like a branch of a tree, and with each generation, the tree grows.

God had plans for Jesse and David's family tree! Isaiah's words assured God's people that they would not be destroyed. Things might have looked really bad, but they didn't need to fear that God had abandoned them. How did God show that this family didn't need to fear? Well, let's take a look at our last clue! Jump to your feet when you have figured out our last clue!" SLIDE: EYEBALL SLIDES



As you go through the Eyeball Slides, you can allow kids to guess what picture the slides show.

Great job figuring out our clue! It's an eyeball. Does anyone have an idea of why God knew that Jesse and David's family didn't need to fear? Allow kids to guess.

God sees beyond what we see, and He promised that Jesse's family tree would keep growing and that a very special Branch would grow from it—Jesus, the promised child who would change everything.

God knew that 1,000 years after Isaiah, a special child would be born in David's hometown, Bethlehem. He would be the Branch of Jesse's family tree and would sit on David's throne as king, bringing peace to the whole world forever. God saw beyond what Jesse, David, and the people of Israel could see. God looked at their family tree and saw Jesus—our King forever. God sees beyond what we see!"

Connecting the Wonder Truth 1–2 min

SLIDE: WONDER TRUTH

Pose the following question to kids to help them connect the Wonder Truth to God's big story:

"Our Wonder Truth today is **GOD SEES BEYOND WHAT WE SEE**. Where did you see our Wonder Truth in the story?"

Allow kids to answer freely.

Jesse's son David was known as Israel's greatest king, and he was a role model for every other ruler. Yet even David sinned and disobeyed God sometimes. But the descendent of Jesse and David—King Jesus—eventually came to show us what it looks like in person to have God as King reigning perfectly!"



Responding in Worship 6–8 min

SLIDE: WONDER TRUTH

Talk about ways we can respond to what we are learning with next steps such as tithing, prayer, asking questions, and worship. Encourage kids to ask their SG leaders any questions they were wondering during the lesson.

***Introduce this next song and invite kids to respond and participate in worship. There are no motions to this video. Please refer to the Worship Posture Tutorial on the resource page before leading.

WORSHIP VIDEO: SILENT NIGHT



Blessing Your Kids 2–3 min

SLIDE: BLESSING

Speak this blessing over your kids, as a group or as individuals. If you bless kids individually, insert each name into the blessing.

Blessing: "May God remind you of His promise that changed everything. May the gift of His Son given thousands of years ago shine through you today. God sees beyond what we see, and He has given Jesus to you!"

