

TODAY'S SUGGESTED SCHEDULE



TODAY'S BIBLE STORY

God told us He would give us Jesus.
THE ANGEL AND MARY
LUKE 1:26-33, 38, 46-49

MEMORY VERSE

"God loved the world so much that he gave his only Son."
JOHN 3:16, GNT

KEY QUESTION

Why is Jesus special?

BOTTOM LINE

Jesus is God's Son.

BASIC TRUTH

God loves me.

SMALL GROUP

15
MIN

SOCIAL: Providing time for fun interaction
Offer one or more of these activities as preschoolers arrive.
Post Office

LARGE GROUP

20
MIN


WORSHIP: Inviting people to respond to God
STORY: Communicating God's truth in engaging ways
Bible Story
Prayer

SMALL GROUP

25
MIN

GROUPS: Creating a safe place to connect
Offer as many of these activities as your time, facilities, resources, and leadership allow.
Paper Angel
Fly Like an Angel
Journal and Prayer

HOME: Prompting action beyond the experience
Parent Cue App



WEEK
ONE
DECEMBER 2020

SMALL GROUP
PRE-K
STARTER

PRELUDE SOCIAL WORSHIP STORY GROUPS HOME

PROVIDING TIME FOR FUN INTERACTION
15 MINUTES

MADE TO PLAY

an activity that encourages preschoolers to follow guidelines while having fun and learning new concepts



POST OFFICE

WHAT YOU NEED: Envelopes, washable ink pads, stickers, paper, crayons, various stamps, and wet wipes

WHAT YOU DO:
BEFORE THE ACTIVITY: Sit together with the children.

DURING THE ACTIVITY: Draw pictures or write notes and put them in an envelope. Leader addresses the envelope and children add a sticker for a stamp.

AFTER THE ACTIVITY: Talk about how we'll hear a Bible story about an important message that was delivered in a special way.

WHAT YOU SAY:
BEFORE THE ACTIVITY: "Hello, friends! Come sit with me. Today, we'll make some happy mail. I love getting cards and letters in the mail."

DURING THE ACTIVITY: "Let's make someone happy with a note or picture. Take a piece of paper and get started. (Pause.) These are great! Fold it up and put it in an envelope. (Pause.) Who do you want to give this to? (Write down that person's name and the child's name.) Now, all happy mail needs a stamp! Pick a sticker as the stamp and put it in the corner. (Pause.) Awesome! You can give your happy mail after class today."

AFTER THE ACTIVITY: "Today, in our Bible story, we'll hear how a lady named Mary got a really important message in a super-special way."

TRANSITION: Move to Worship and Story after stamping each child's hand with an Ollie stamp and have children say, 'God loves me.'

TODAY'S BIBLE STORY

God told us He would give us Jesus.
THE ANGEL AND MARY
LUKE 1:26-33, 38, 46-49

MEMORY VERSE

"God loved the world so much that he gave his only Son."
JOHN 3:16, GNT

KEY QUESTION


Why is Jesus special?

BOTTOM LINE

Jesus is God's Son.

BASIC TRUTH

God loves me.



WEEK
ONE
DECEMBER 2020

SMALL GROUP
PRE-K
STARTER

PRELUDE SOCIAL WORSHIP STORY GROUPS HOME

CREATING A SAFE PLACE TO CONNECT
25 MINUTES

MADE TO CREATE
an activity that allows preschoolers to review the Bible story, bottom line, or memory verse by creating a craft to take home



PAPER ANGEL

[TALK ABOUT GOD | BIBLE STORY REVIEW]

WHAT YOU NEED: "Paper Angel" Activity Page, cardstock, yellow washable ink pad, star stickers, yarn, scissors, hole punch, and wet wipes

WHAT YOU DO:

BEFORE THE ACTIVITY: Copy "Paper Angel" on cardstock and cut out, one per child. Cut eight-inch lengths of yarn, one per angel. Punch a hole in the top of each angel and run a loop of yarn through the hole for a hanger.

DURING THE ACTIVITY: Encourage the children to fill in the angel wings with yellow fingerprints and add star stickers to the angel robe.

AFTER THE ACTIVITY: Clean hands, if needed, and retell the story.

WHAT YOU SAY:

BEFORE THE ACTIVITY: "Hello, friends! Today, we heard that God sent an angel to give Mary some really important news. Let's make an angel ornament to take home to remember the special news!"

DURING THE ACTIVITY: "Press your pointer finger (*demonstrate*) on the ink pad then cover the angel's wings with your fingerprints. (*Pause.*) Now, decorate the rest of your angel with some star stickers. (*Pause.*) These look great! You can take these home with you and hang them on your tree or in another special place."

AFTER THE ACTIVITY: "The angel in our story told Mary that she would have a special baby! Mary was so surprised, but the angel said, 'Do not be afraid. God wants you to know that you are going to have a baby. And you should name him Jesus. He will be so special because Jesus is God's Son.' When Mary heard this, she said she would do everything God wanted her to do. **Why is Jesus special? Jesus is God's Son.**"

TODAY'S BIBLE STORY

God told us He would give us Jesus.
THE ANGEL AND MARY
LUKE 1:26-33, 38, 46-49

MEMORY VERSE

"God loved the world so much that he gave his only Son."
JOHN 3:16, GNT

KEY QUESTION


Why is Jesus special?

BOTTOM LINE

Jesus is God's Son.

BASIC TRUTH

God loves me.



WEEK
ONE
DECEMBER 2020

SMALL GROUP
PRE-K
STARTER

PRELUDE SOCIAL WORSHIP STORY GROUPS HOME

CREATING A SAFE PLACE TO CONNECT
25 MINUTES

MADE TO MOVE

an activity that uses a preschooler's natural desire to move to help them learn



FLY LIKE AN ANGEL

[LIVE FOR GOD | APPLICATION ACTIVITY]

WHAT YOU NEED: White, flat bed sheet; and scissors; Optional white feathers or sheets of white tissue paper

WHAT YOU DO:

BEFORE THE ACTIVITY: Cut the sheet into 8 ½ x 24-inch pieces, one per child.

DURING THE ACTIVITY: Children will hold the sheet pieces and flap them as they fly like angels. Optional: Use feathers or tissue paper instead of the sheet pieces.

AFTER THE ACTIVITY: Review the Bible Story.

WHAT YOU SAY:

BEFORE THE ACTIVITY: "Friends, come stand with me. (Pause.) Take one of these. (Hand out the sheet pieces/feathers/tissue paper.) We'll use them for a fun movement game."

DURING THE ACTIVITY: "God sent a special messenger to tell Mary she would have a baby. Do you remember who it was from our story? (Pause.) Yes, that's right! God sent an angel to tell Mary she would have a special baby named Jesus. Let's pretend to be angels and fly around the room like this. (Demonstrate.) Fly all around. (Pause.) Come land over here little angels. (Pause.) The angel told Mary she would have a special baby named Jesus. **Why is Jesus special? Jesus is God's Son.**"

AFTER THE ACTIVITY: "The angel told Mary that God was giving us a very special gift, His Son, Jesus! **Jesus is God's Son. Why is Jesus special? Jesus is God's Son.**"

TODAY'S BIBLE STORY

God told us He would give us Jesus.
THE ANGEL AND MARY
LUKE 1:26-33, 38, 46-49

MEMORY VERSE

"God loved the world so much that he gave his only Son."
JOHN 3:16, GNT

KEY QUESTION


Why is Jesus special?

BOTTOM LINE

Jesus is God's Son.

BASIC TRUTH

God loves me.



CREATING A SAFE PLACE TO CONNECT
25 MINUTES

MADE TO REFLECT

an activity that encourages personal application and prayer



JOURNAL AND PRAYER

[PRAY TO GOD | PRAYER ACTIVITY]

WHAT YOU NEED: Paperclipped "Memory Verse Card" in Bible at John 3:16, journal, a fun-shaped pen, and angel cookie cutter

SMALL GROUP LEADER (SGL): "It's Small Group time! Today, we'll flap our arms and pretend to fly like angels to our small group spot. Here we go! Fly with me! (*Flap your arms as you lead the children to your small group spot.*)

"This is our spot! Let's sit down and talk about today's Bible story. One, two, three, sit down with me! (*Open the Bible and lay it in front of the children.*)

"Our Bible story, today, was about an angel who had a very important message for a girl named Mary. The angel told Mary that she would have a special baby and the baby's name would be . . . (*pause for response*) . . . you're right! The baby's name would be Jesus! And **why is Jesus special?**"

CHILDREN AND SGL: "Jesus is God's Son!"

SGL: "Yes! **Jesus is God's Son.** The Bible verse we are learning says . . . (*Turn the pages of your Bible to the Memory Verse Card.*)

"God loved the world so much that he gave his only Son, John 3:16. (*Close Bible and lay it down.*)

"Let's stand up and say that together with the motions."

CHILDREN AND SGL:

"God (*point up*) loved the world so much (*hug yourself*) that he gave (*hands out with palms up*) his only Son,' (*rock arms like a baby*) John 3:16." (*Open hands like a book.*)

(*Repeat the verse with motions a few times.*)

SGL: "God loves you (*point to child*) and you (*point to child*) and you and you . . . (*point to every child*) so much that He gave us His Son, Jesus, to be our friend forever! That's what the true story of Christmas is all about. That's why Jesus is SO special! **Why is Jesus special?**"

CHILDREN AND SGL: "Jesus is God's Son!"

TODAY'S BIBLE STORY

God told us He would give us Jesus.
THE ANGEL AND MARY
LUKE 1:26-33, 38, 46-49

MEMORY VERSE

"God loved the world so much that he gave his only Son."
JOHN 3:16, GNT

KEY QUESTION

Why is Jesus special?

BOTTOM LINE

Jesus is God's Son.

BASIC TRUTH

God loves me.



WEEK
ONE
DECEMBER 2020

SMALL GROUP
PRE-K
STARTER

PRELUDE

SOCIAL

WORSHIP

STORY

GROUPS

HOME

CREATING A SAFE PLACE TO CONNECT
25 MINUTES

(JOURNAL AND PRAYER, CONTINUED)

SGL: (Clap and cheer.) "Yay! **Jesus is God's Son!**"

"Okay, let's sit down so we can write in our prayer journal and talk to God. (Hold journal and fun-shaped pen and the angel cookie cutter for the children to see.)

"The angel told Mary that God was giving the world a very special gift: His Son, Jesus. Since gifts are a big part of Christmas, I thought we could make a list of gifts that we really hope to get this Christmas. First, I will write 'JESUS' at the top of our prayer journal, because Jesus is the best gift ever. (Write *JESUS* at top of page.) There. Now, when I say your name, you get to hold the angel cookie cutter and tell me one gift that you really hope to get this Christmas. I will write it in our prayer journal, then you will give the cookie cutter to the next name I call out. The only person who can talk is the person holding the angel cookie cutter. Got it? Okay, get ready and listen for your name."

(Say each child's name, make sure they get to hold the angle cookie cutter. Write down what they say. Remember to print the names so the children can recognize their names and the letters.)

SGL: "This is a fun list! Knowing what gifts you like helps me know you better. Let's use the list we made when we talk to God. Would anyone like to pray before I pray?"

(Give each child who wants to pray the opportunity to do so.)

PRAYER

SGL: "Dear God, thank You for blessing me with (name each child). I love having each of them in my small group. Thank You for Christmas and all we get to celebrate this time of year. Thank You for things like (read what each child listed). It would be fun to get all of these gifts, but help us remember that we already received the best gift ever: Jesus. We love You, God. In Jesus' name, amen."